



DWARAKA DOSS GOVERDHAN DOSS VAISHNAV COLLEGE

(Linguistic Minority Institution)

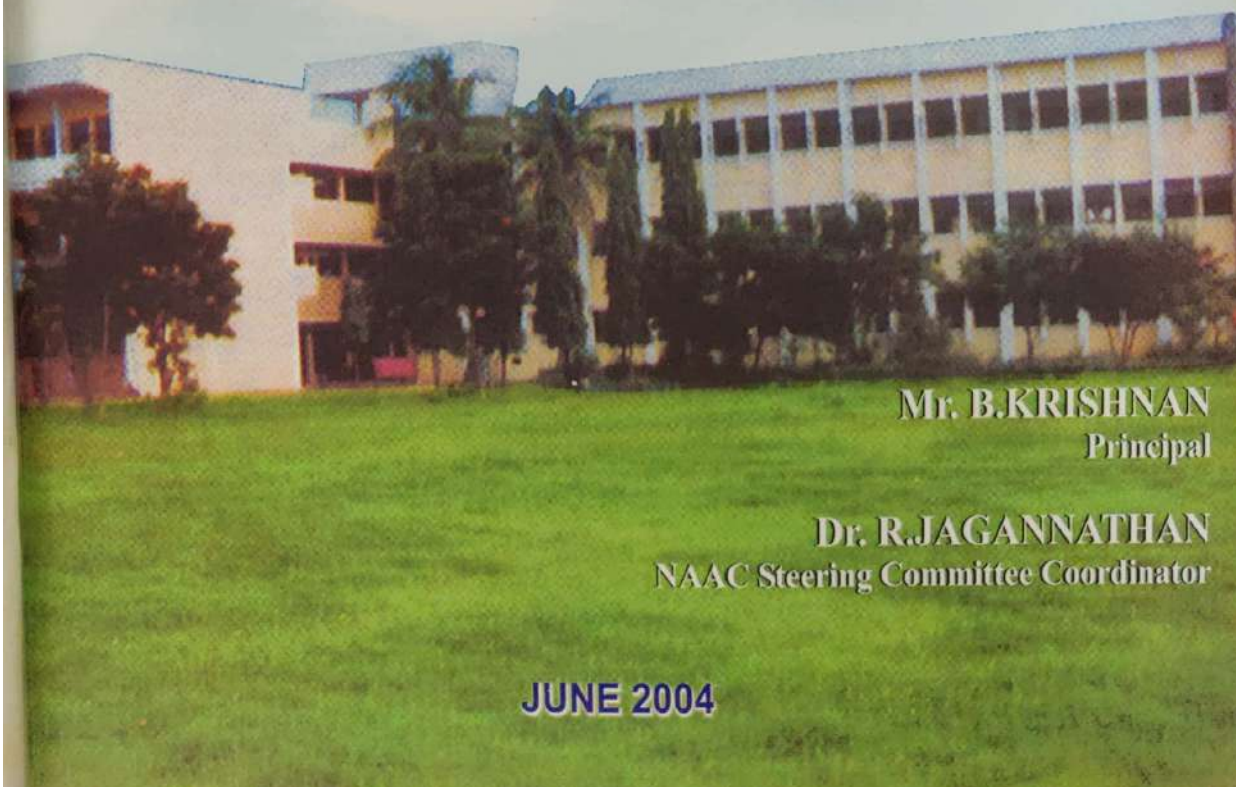
"Gokulbagh", 833, E.V.R.Periyar Salai,
Arumbakkam, Chennai-600 106. Ph : 2475 4349

Under the Management of Shri Vallabacharya Vidhya Sabha, Chennai-600 003.

SELF STUDY REPORT

Submitted to

**National Assessment and Accreditation Council
Bangalore**



Mr. B.KRISHNAN
Principal

Dr. R.JAGANNATHAN
NAAC Steering Committee Coordinator

JUNE 2004

DWARAKA DOSS GOVERDHAN DOSS VAISHNAV COLLEGE,
ARUMBAKKAM, CHENNAI – 600 106
SELF STUDY REPORT
submitted to
NATIONAL ASSESMENT AND ACCREDITATION COUNCIL

Volume 1 of 2

S.No	Contents	Page No.
Part- I		
	Preface	
1.	College Profile (A presentation)	1
2.	College Profile – The NAAC Questionnaire	25
3.	Criterion-wise reports	36
4.	Inputs from the Departments	79
5.	Students feedback	
a.	Students' feedback on Courses (NAAC Format 1)	238
b.	Students' feedback on Teachers (NAAC Format 2)	272
c.	Students' feedback on Course and Teaching evaluation (NAAC Format 3)	278
d.	Students' feedback on Programme Evaluation (NAAC Format 4)	301
e.	Students' feedback on Overall rating of Programmes (NAAC Format 5)	344
Part- II		
	Self Analysis Report	360
	Photographic clippings	373

Volume 2 of 2

Annexures

1. Annual Budget for last two years
2. List of Educational institutions run by the same management, their addresses and their phone numbers
3. Master Plan of the College
4. College Administrative Set-up
5. Academic Set-up
6. Academic programmes, duration and fee structure
7. Amount spent under various heads during the last two years
8. Calendar for the last one year
9. Annual reports for the last two years
10. List of College Committees
11. Composition and functions of every Committee
12. Document of the Society that runs the College and its objectives

PREFACE

It gives us great pleasure to submit the self-study report of our college for Assessment and Accreditation by National Assessment and Accreditation Council, Bangalore.

All the information furnished in the report is true to the best of our knowledge and is based on a detailed study of the growth of the college since its inception in 1964.

We whole-heartedly wish to express our deep sense of gratitude to all the members of the Management, staff, students and others who had either directly or indirectly contributed and lent a helping hand in bringing out this volume. We acknowledge that, but for their support, it would not have been possible to bring out a volume of this magnitude.

We extend a very warm invitation to the members of the Peer team to visit our college.

Dr. R. Jagannathan

Dr.R.Jagannathan
Co-ordinator,
NAAC Steering Committee.

B. Krishnan

Mr.B.Krishnan
Principal.

PRINCIPAL

D. G. VAISHNAV COLLEGE
CHENNAI-600 105.





DWARAKA DOSS GOVERDHAN DOSS VAISHNAV COLLEGE,
ARUMBAKKAM, CHENNAI - 600 106

Part - I
Of
NAAC SELF STUDY REPORT

A College Profile (A presentation)



**DWARAKA DOSS GOVERDHAN DOSS VAISHNAV COLLEGE,
ARUMBAKKAM, CHENNAI – 600 106**

**Part – I
Of
NAAC SELF STUDY REPORT**

1. College Profile (A presentation)

PROFILE OF THE COLLEGE

The Crest:



Enshrined in a lotus in full bloom, the College Crest represents the Cult of Devotion preached by Mahaprabhu Shri Vallabhacharya. The Sacrificial fire at the center of the Crest symbolizes the Lord himself. The three steps of the altar signify **Kshara**, **Akshara** and **Poorna Purushothama** leading one to the Lord.

यस्मात्क्षरमतीतोऽहमक्षरादपि चोत्तमः ।
अतोऽस्मि लोके वेदे च प्रथितः पुरुषोत्तमः ॥

yasmāt kṣaram atīto 'ham
akṣarād api co 'ttamaḥ
ato 'smi loka vede ca
prathitaḥ puruṣottamaḥ

This is the 18th verse from chapter 15 (Purushottama Prapthi yoga) of the Bhagvad Gita which aptly describes the crest of the College as leading an individual from

1. Kshara or the perishable nature consisting of the three gunas sattva, rajas and tamas also called maya due to its changing nature
2. Akshara or the Imperishable Nature consisting of the Brahman or the pure consciousness
3. Poorna Purushottama is the Lord himself and the highest truth to the Purusha or the self.

At the foot of the altar is the Book of Divine Knowledge (the Vedas); the three flowers on it represent the factors conducive to the acquisition and propagation of knowledge-intelligence namely action and material resources.

The College motto "SATYAM PARAM DHEEMAHI" meaning "*May we meditate up on the Supreme Truth*" taken from Srimad Bhagavatham embodies the aim of all knowledge which is the realization of the Supreme Truth. The College colours are *Flaming Red* and *Sky Blue*.

The College derives its inspiration from Hindu Philosophy, Literature and Culture. The founders of the College, deeply attached to the Hindu religion and thought, enunciated "Vaishnavism" as their philosophy. It is discussed in the Gujarati song "Vaishnava Janatho" whose English translation by Mahatma Gandhi reads as follows:

"A true Vaishnav is he who knows,
Another brother's weals and woes.
To his suffering brother, he gives his aid,
Sans pride, sans thought of being repaid.
He loves and respects one and all,
From his lips harsh words on none do fall.
For women and wealth, he cares never,
To his kin he remains a jewel forever.
The same to all, with no cravings of the mind,
In every woman, a mother he does find.
Master of his tongue, he never tells a lie,
On another's wealth he casts not his eye.
By passion and attachments, he is never bound,
The spirit of renunciation in his heart can be found.
For the Lord he pines, whose glory his heartstrings strum,
His body a pilgrim's garb has truly become.
He is neither avaricious nor vile,
Wrath and desire, him do not defile.
Says Narsih, such a man as this,
Will attain the heaven of purest bliss"

The Dwaraka Doss Goverdhan Doss Vaishnav College had its humble beginning in the year 1964 with Adhyapaka Ratna T. Totadri Iyengar as its first Principal. Our Honorable President Mr.A.P.J Abdul Kalam, in his autobiography "*Wings of Fire*" has described Professor T. Totadri Iyengar, who at that time was working in the St.Joseph's College, Tiruchirappalli, Tamilnadu, thus: "My

teachers at St. Joseph were true followers of Kanchi Paramacharya, who evoked people to enjoy the action of giving. The Vivid Memory of our Mathematics Teachers Prof Totadri Iyengar and Prof Suryanarayana Sastry, walking together on the campus inspires me to this day." The College feels proud in having had the legendary Prof Totadri Iyengar as its First Principal [Ref: "Wings of Fire"- The auto biography written by our Honorable President A.P.J. Abdul Kalam along with Mr Arun Tiwari, University Press, P14, 1st Edition, 3rd Reprint, Hyderabad (2001)]. The team led by the then Vice-Chancellor Dr. A. Lakshmanasamy Mudaliar visited the College and overwhelmed by the infrastructure and other facilities, was happy to permit straightaway a degree course in Mathematics apart from Pre-University course. Shri Vallabhacharya Vidhya Sabha, founded in the year 1963, by Gujarathis and Rajasthanis settled in Tamil Nadu, concerned for value-based higher education, governs the affairs of the College. The generosity of two brothers late Shri. Jumna Doss Dwaraka Doss and Late Shri. Amichand Doss Dwaraka Doss in donating over 25 acres of land transformed the vision of the Sabha into reality and thus the College was started with a strength of 250 students in the first year. The major milestones of the College have been presented chronologically.

The Sixties

At the time of inception in 1964, under the Principalship of Shri. Totadri Iyengar, the College had strength of 400 PUC students and 24 B.Sc Mathematics students. Prof. S.R. Govindarajan took over as Principal of the College in 1966. Under the able and dynamic guidance of Prof. S.R. Govindarajan the College grew vertically, horizontally and academically. Massive building structures like the Administrative building, Library, College Canteen, Bookstall, Botany Block and Hostel were constructed. Various gold medals, prizes and awards were instituted. Affiliations for B.Sc. Physics, B.Sc. Chemistry, B.A. Economics, B.Sc Botany and B.Com. came through.

The Seventies

Keeping in mind the need of employed people, Evening College courses were started for B.Com. Additions to the building structure were a Gymnasium, Canara Bank Extension Counter and a Biology Block. A batch of students for the first time toured abroad to Malaysia, Singapore, Bangkok and Hongkong. Shri

P.A.Venkateswaran took over the Principalship in 1978. Under his guidance the College became a PG and a Research institution with M.Com. and M.Sc. Mathematics and Ph.D. programme in Commerce. B M Mohunta Vocational Training Center was commissioned in the same year.

The Eighties

Co-curricular activities were at the peak with the N.S.S. units active throughout the period. Affiliations were obtained for B.A. Corporate Secretaryship, M.A. Economics and B.Sc. Physics. The first Ph.D. was produced in Commerce. Year 1985 saw a change of Principalship in Prof.S. Veeraraghavan. Prof. K.L. Nagarajan became the Principal in the year 1988. The College celebrated its silver jubilee in the year 1989. The Silver Jubilee year saw the inauguration of the new Computer Block with a Seminar hall, and a new library building with ample space for stacking and reading. The huge complex at the entrance of the College housing a bank, post office and a shopping complex to serve the students was built. Women students were admitted into PG courses for the first time. Affiliations were granted for M.Sc. Chemistry, M.C.A., M.Phil Economics, B.A. Corporate, M.A. Social Work and M.C.A. evening. The College, in collaboration with the Lions Club brought into reality a massive structure 'Edifice for Service'. This runs a blood bank, centres for first aid and life saving drugs and a book bank.

The Nineties

This period saw a tremendous expansion in the number of courses in the College both in the day and evening. The College became fully co-educational in 1998. Almost 16 courses were added during this phase:

Dr.P.S. Somasundaram in 1990, Dr.A. Thiruvengadathan in 1991,

Dr.C. Rangarajan in 1992 and Dr.S.P. Rajagopalan in 1997 were the Principals.

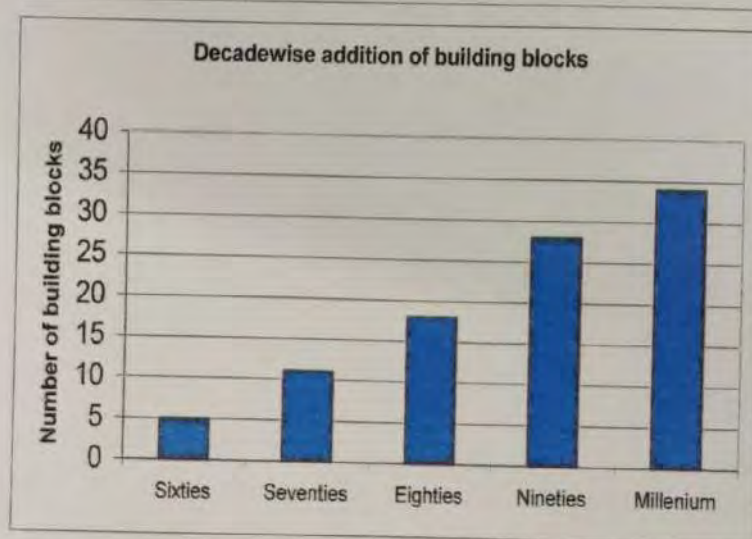
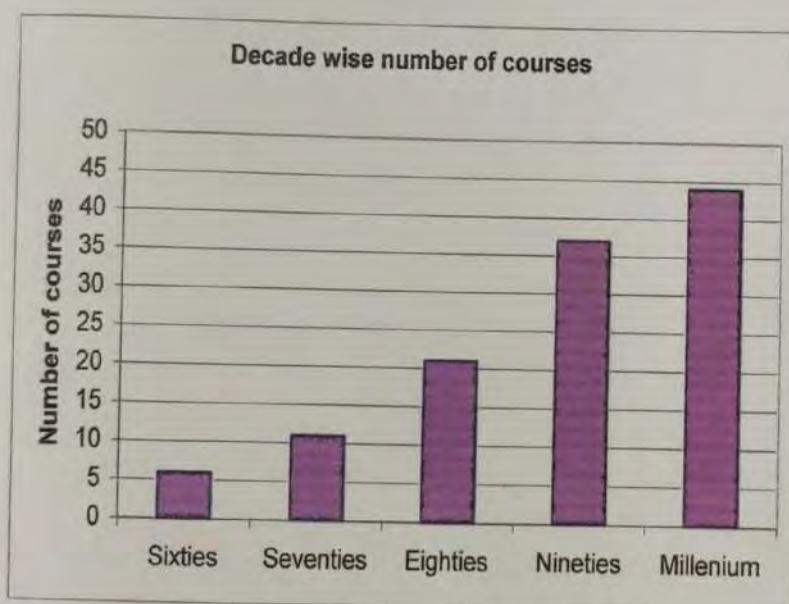
In the late nineties, courses like B.Sc. Visual Communication, M.Sc. Information Technology, M.Sc. Biochemistry, M.Sc. Microbiology, M.Sc. Computer Science and B.L.M, which were of high demand, were introduced apart from other courses. Several M. Phil courses were affiliated during this period. Economics, Chemistry and Computer Science departments have been recognized as Research Departments.

This period also saw a flurry of construction activities, mainly pertaining to renovation of the campus.

Millennium

Year 2001 saw Prof. B.Krishnan taking over as Principal whose vision is to consolidate and utilize all the existing resources to the maximum extent possible and to plug the loopholes in the system in order to increase the efficiency. The Institution and the management authorities of Dwarka Doss Goverdhan Doss Vaishnav College stand unrivalled and unparalleled in their pioneering efforts to provide first class priority to its students by striving for the development of the individual through the cultivation of the human mind and spirit.

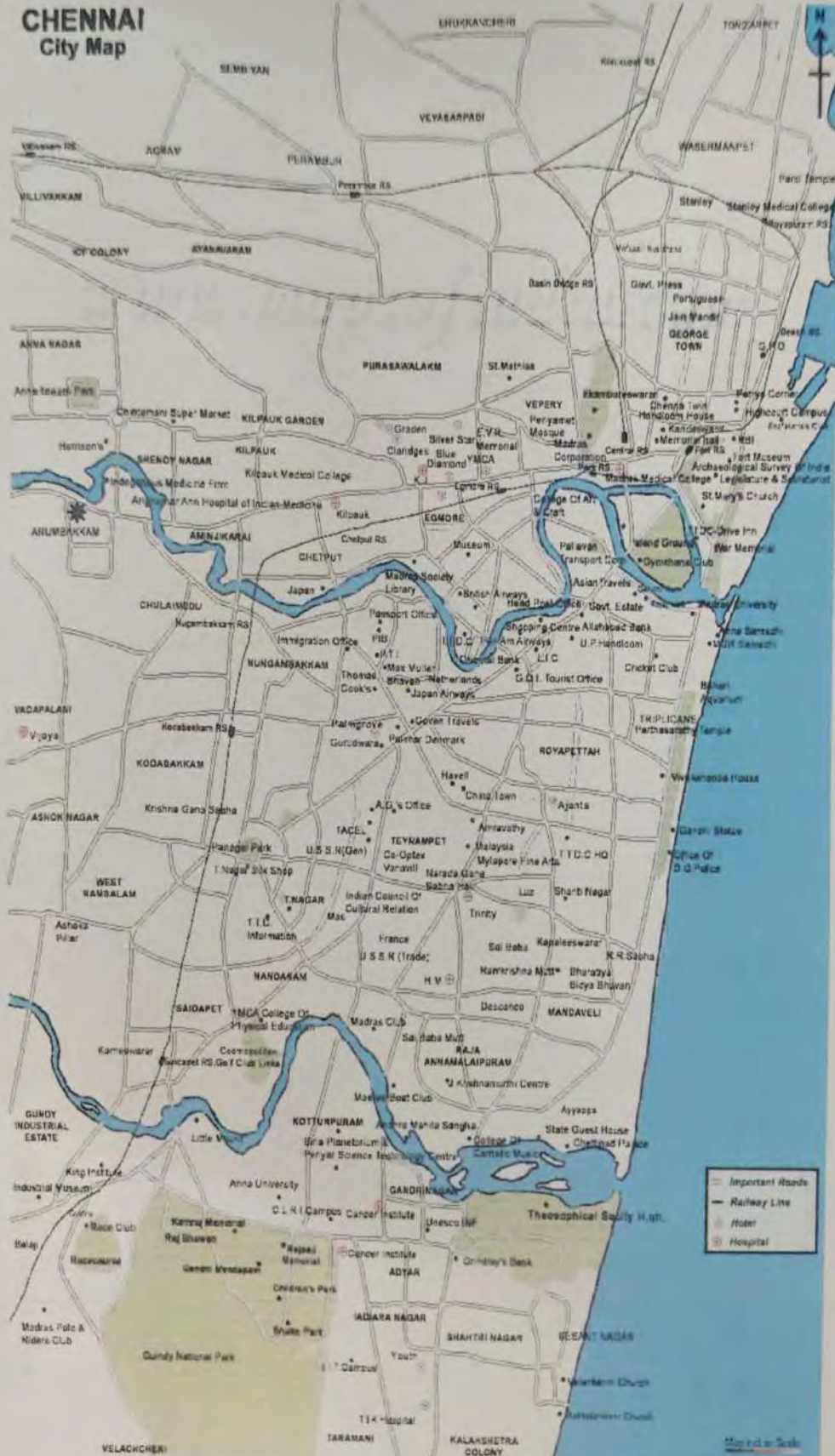
The growth of the College over these four decades is presented below.



Dwaraka Doss Goverdhan Doss Vaishnav College is now a sprawling 25-acre Greenery land situated well within the urban city limits and well connected to all parts of the metro by the MTC buses and suburban trains. The City's Central Bus Station at Koyambedu and the Nungambakkam railway station are just two kilometers from the College. A Chennai city map showing the central location of the College is as shown below.

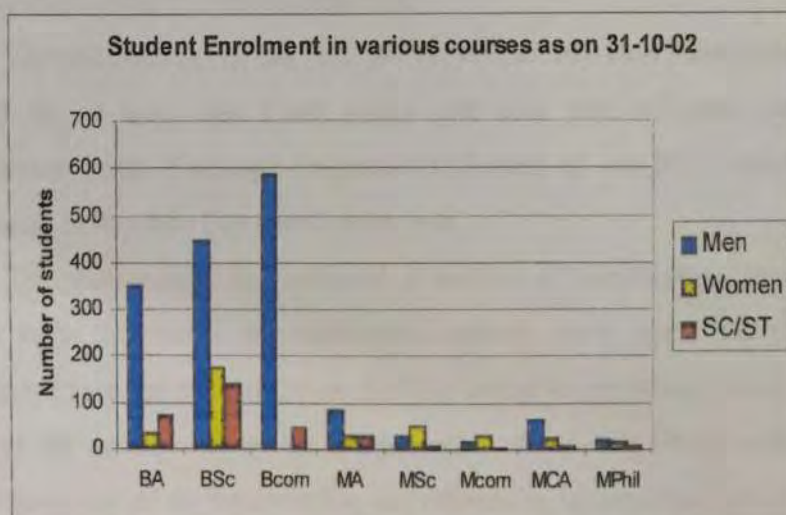
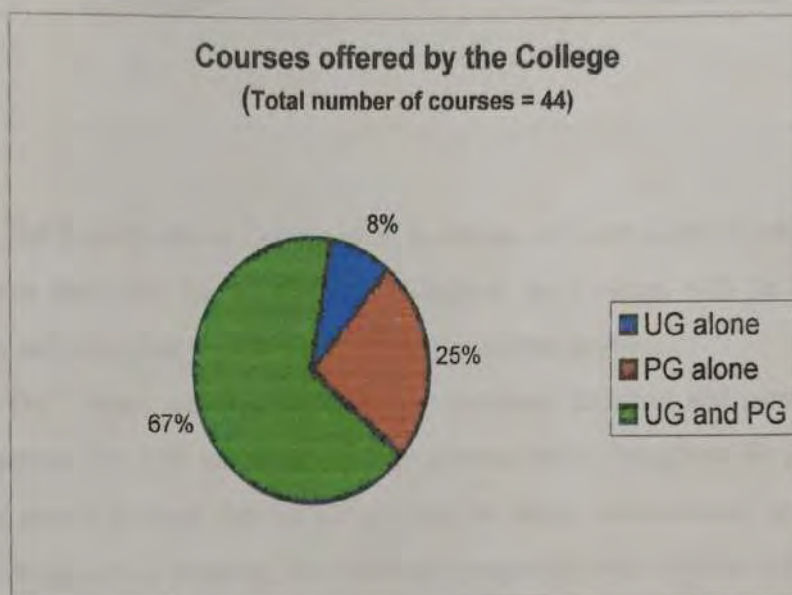


CHENNAI City Map

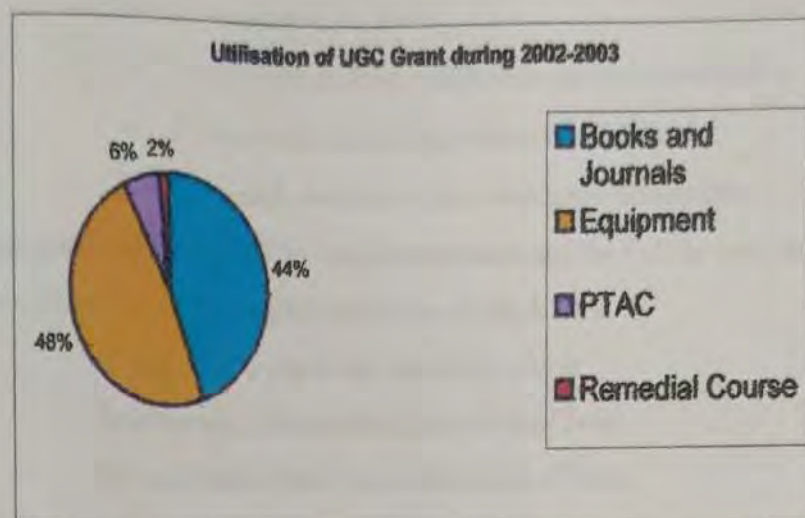


* D.G. VAISHNAV COLLEGE

The College as of now has 5406 students pursuing courses at different levels of study, from undergraduate to doctoral research. The College offers 44 academic programmes. As many as 18 UG Degree courses and 18 PG Degree courses are offered besides 4 M.Phil Degree Programmes and 4 Ph.D Programmes. The Departments of Chemistry, Commerce, Economics and Computer Science are recognized as Centers for Research leading to the award of Ph.D degree. An analysis of the departments possessing UG and PG courses is made along-with the enrolment of men and women students is made as below.



The funds for running the College are raised by the tuition fees and other internal sources besides grants received from the State Government and the UGC.



The students of our College excel in various extra curricular activities and have won accolades for the College. Similarly the College, with its special mission and vision has been in the limelight for various reasons.

The College has equal concern for extension activities and community development. The NSS unit of our College remains active throughout the year. It needs a special mention that our College has the unique distinction of being the only College in Asia donating the maximum number of units of blood in a single blood donation camp in every calendar year.

The achievements of our NCC are no less, as they have been consistently bagging the all India Best Cadet award year after year and participating in International Youth Exchange Programmes. Several of our NCC cadets have participated in Republic Day parade every year.

The management has instituted a number of scholarships, prizes and medals to be awarded to the meritorious students every year. Many of the laboratories have the state-of-the-art facilities owing to periodical review of the needs of the departments by the Management. A modern library with about 57,056 books has all the latest reading and referencing facilities such as xeroxing, audio-visual aids and the Internet.

The goals and objectives of the institution are as follows

- To impart value based quality Education
- To inculcate civic sense
- To make the students realize their social responsibilities
- To train students through extension activities
- To upgrade themselves into wholesome personalities

All these goals are embodied in the mission statement and the College crest along with the College prayer, the English translation of which reads

*We have sought you as our protector, who is
The observer of Truth, who is the abode of Truth,
Who is absolute Truth, who is the origin of Truth,
Who is the Truth of Truths, whose eyes are Truths and
Who is the incarnation of Truth
Let our tongues be engaged in chanting your virtues
Let our ears listen to your stories, let our
Hands be active with the work assigned by you, let
Our mind remember your feet, let our heads
Bow before all your abodes and let our vision be fixed
On supermen who are nothing but your body.
Our salutation to Lord Krishna who performs miracles
For, without differentiating form or name
He plays with every being in this world.*

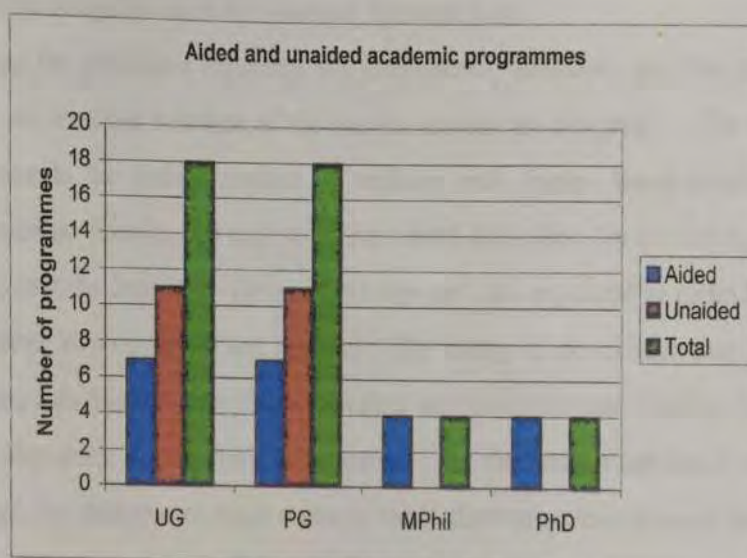
All these are made known to the students at the time of admission, in the College calendar as also in the prospectus. The College campus is replete with statues of the Hindu gods and goddesses and daily poojas are performed at the temple of Lord Vinayaka, Goddess Saraswathi and Vidhyalakshmi. Lord Krishna, the Presiding Deity of our campus is seen in the form of a statue in the science block and special poojas are offered during Krishna Janmashtami, which is celebrated in the campus every year with pomp and grandeur.

The programmes offered by the College are as follows:

S.No	UNDER GRADUATE COURSES
1,2	B.A. Economics (Aided and Un-aided)
3,4	B.Com. Corporate Secretaryship (Aided and Un-aided)
5,6	B.Com. General (Aided and Un-aided)
7	B.B.A. Business Administration (Un-aided)
8	B.Com. Bank Management (Un-aided)
9,10	B.Sc. Mathematics (Aided and Un-aided)
11,12	B.Sc. Physics (Aided and Un-aided)
13	B.Sc. Chemistry (Aided)
14	B.Sc. Botany (Aided)
15	B.Sc. Biochemistry (Un-aided)
16	B.Sc. Computer Science (Un-aided)
17	B.Sc. Visual Communication (Un-aided)
18	B.C.A. Computer Applications (Un-aided)
S.No	POST GRADUATE COURSES
1	M.A. Economics (Aided)
2	M.A. Business Economics (Un-aided)
3	M.C.S (Un-aided)
4	M.A.Social Work (Aided)
5,6	M.Com. (Aided and Un-aided)
7	M.B.A (Un-aided)
8,9	M.C.A. (Aided and Un-aided)
10	M.Sc. Mathematics (Aided)
11	M.Sc. Applied Mathematics (Un-aided)
12	M.Sc. Chemistry (Aided)
13	M.Sc. Biochemistry (Un-aided)
14	M.Sc. Microbiology (Un-aided)
15	M.Sc. Bio-technology (Un-aided)
16	M.Sc. Information technology (Un-aided)
17	M.Sc. Computer Science (Un-aided)
18	M.Sc. Physics (Un-aided)

S.No	M.PHIL PROGRAMMES
1	Economics
2	Commerce
3	Chemistry
4	Mathematics

S.No.	PH.D PROGRAMMES
1	Economics
2	Commerce
3	Computer Science
4	Chemistry



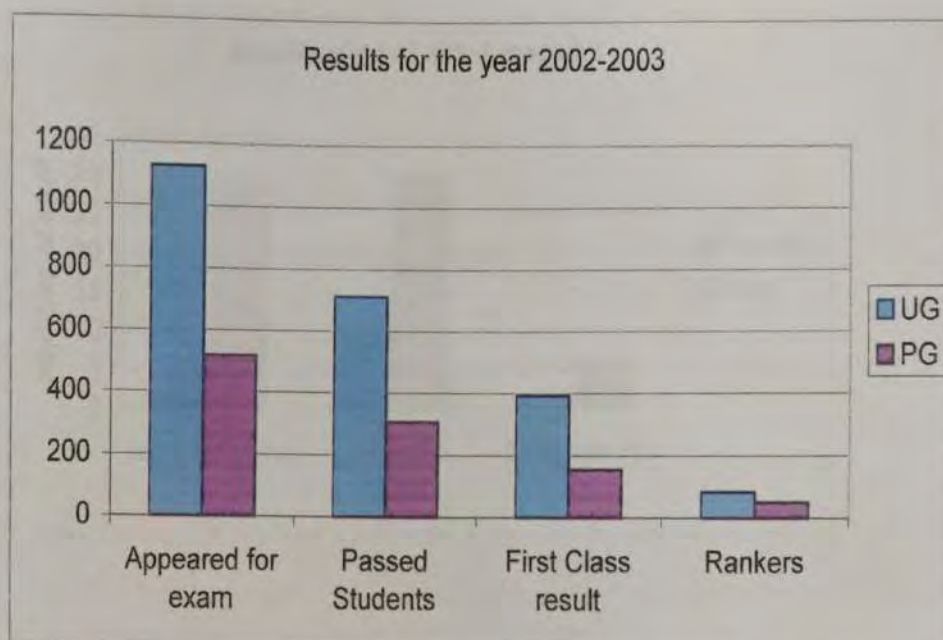
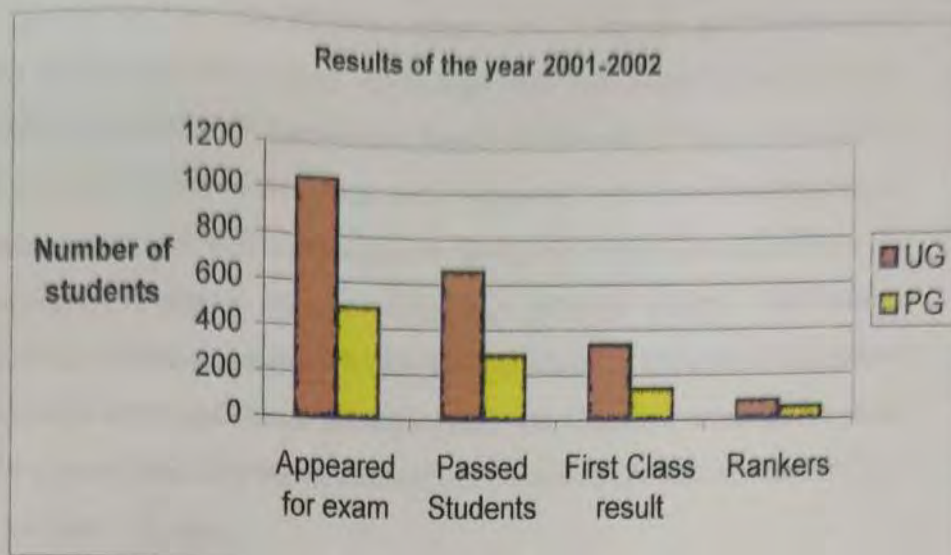
An analysis of the number of Aided and Unaided programmes has been shown as a chart.

All these programmes are offered under the affiliation of the University of Madras, which prescribes the syllabi for the different courses with guidelines regarding the instructional hours, laboratory hours, field and instructional activities. The curriculum is reviewed and updated once in 3 years by a competent body of the University. Multi-disciplinary and inter-disciplinary areas of research also get a thrust in the departments of Corporate Secretaryship, Economics, Commerce and Computer Science. Advanced State-of-the-art

laboratories have been established for the departments of Biotechnology, Biochemistry, Microbiology and Visual Communication. An updated computer center with internet facility and relevant software packages are available for the students. The College also encourages the staff to use audio-visual teaching aids and cassettes on wide fields to help learning an enjoyable and an enriching experience.

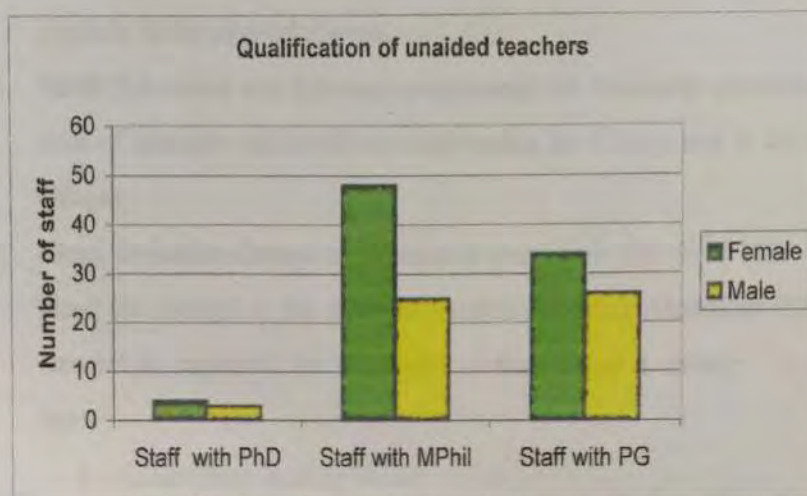
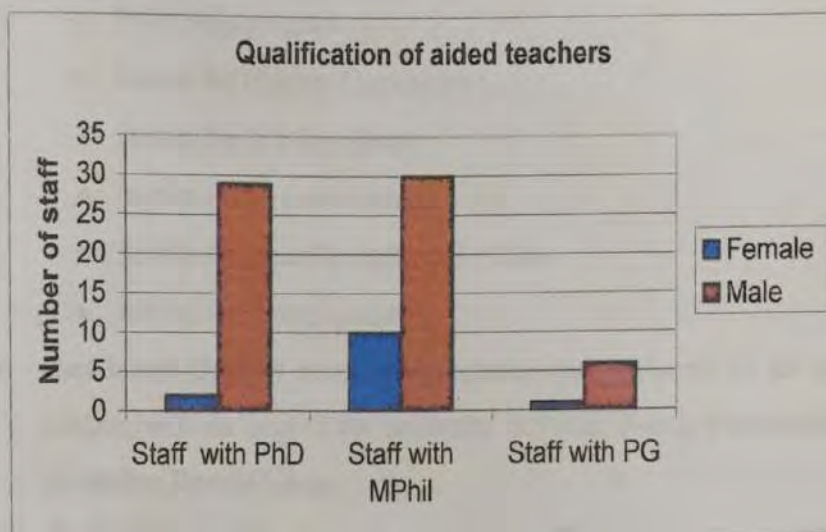
The students are admitted into this College as per the norms laid by the Director of Collegiate Education, through tests and interviews and also through their academic record. At the time of admission, the slow and advanced learners are identified and remedial measures are taken. Educationally disadvantaged and slow learners are closely monitored and remedial classes are conducted. Advanced learners on the other hand are nominated to hold key positions in the departmental associations. They are also encouraged to participate in inter-collegiate competitions at the State and National level.

Keeping the guidelines regarding the instructional, laboratory and field hours in mind, the teaching schedule of the various courses are designed. The College supplements the lecture method of teaching with teacher based tutorials and assignments. Faculty and experts in the related disciplines are invited frequently to augment the learning. Various field trips are also organized to make learning experience more practical and relevant. The faculty of the College uses modern teaching aids like the Over Head Projectors and Liquid Crystal Display. Many of them also make Power Point presentations. At the time of admission into the College, the students are made aware of the evaluation process through brochures and for the second and third year the College sends reports to their parents. Regular monthly tests are conducted and this provides timely information about the academic performance of the students, class-wise and paper-wise. The students of the departments of Social Work, Business Economics, Physics, Applied Mathematics, Bio-technology, Chemistry and Commerce have secured university ranks and stand as shining examples for the toil and commitment shown by their staff. A sample result of the College in the University examinations, in the past two years has been shown in the next page.



The faculties of the departments are selected based on merit, when teaching positions are created consequent to retirement of faculty and introduction of new papers or courses. Once a staff is recruited, he or she is encouraged to register for a Ph.D. or if he is already a Ph.D. holder, he or she is encouraged to start projects in the College, improve their skills by participating in seminars and conferences and publishing papers. The staff members actively contribute to the design of the curricula as members of the Board of Studies of the Madras

University and also to the affiliated Colleges. The College has established a tie-up for advance research in plant cell biology with OHIO-state University in the United States by Dr.J.P. Ravishankar ,Reader,Department of Botany . Research is a significant activity of the College and is promoted by the Post Graduate students doing their project work and teachers are given study leave to attend seminars and workshops to upgrade their knowledge in a particular subject. The teachers involved in research are given flexible teaching schedules and a lot of adjustments are made within and outside the department. The College is a recognized center for doctoral research in the Department of Economics, Commerce, Chemistry and Computer Science.



In addition to the research activities, the College is engaged in extension activities, which benefit the local community. The various extension activities of the College are as follows:

1. **Community development** was taken up by adopting 2 villages near Kancheepuram, where 20 low-cost toilets and a rainwater-harvesting tank were built with government subsidy and 438 smokeless choolas were installed.
2. **Social work** received a thrust by the N.S.S. program officers and volunteers who help in
 - Traffic regulation in the vicinity
 - Execution of Health Project at Sankara Nethralaya Hospital
 - Pulse polio program
 - Census for Chennai Corporation
 - Service for Old Age Homes
 - Service for orphaned children
 - Service for mentally challenged children
 - Service for Coastal guards
3. **Health and Hygiene awareness** programs were conducted on the adopted villages, with the help of the Institution of Public Health, Poonamallee and the Madras Dental College.
4. **Medical camps** like the eye camp where 48 persons were operated for cataract problems, along-with dental and sidda camps were conducted regularly in the adopted villages.
5. **Adult Education and Literacy programme** are frequently organized in the form of seminars and workshops both within the College and in the adopted villages.
6. **Blood Donation Camps** are conducted every year and about 1234 units of blood are donated to the sick and accident victims in December 2003. The recognition, especially for this aspect of the College is aplenty. To name a few
 - Canara Bank Rolling Shield
 - Ashok Leyland Rolling Shield
 - India Red Cross Society's Rolling Shield

- Dr. M.G.R Medical University Special Shield
 - Chennai Corporation Special Shield
 - Tamil Nadu State Aids Control Society's Special Shield
7. **AIDS Awareness** was brought about in and off-campus by the N.S.S. and the Population Education Club with the following activities
- Workshop on Human Sexuality
 - 100 Community Youth leaders were trained on Sexually Transmitted Diseases, HIV and AIDS
 - Human Chains and Street Theatre organized on World Aids Day
 - Exhibitions organized to sensitize College teachers
 - Aids Awareness Bike rally organized in Dec 2003, covered 6000 kms.
8. **The N.S.S. and the Environment Club** through various Workshops, Seminars, Inter-Collegiate and Intra-Collegiate Competitions and cultural, created Environment Awareness.
9. **Consumer Awareness** programme for College students and the general public have been organized every year.
10. The N.S.S. units of the College have organized **Leadership Training Programme** at the state level.

All these extension and outreach programme are planned with the help of the coordinating agencies like the N.S.S., N.C.C., Red Ribbon Club and the Population Education Club. Outstanding regional, National and International recognition has been received for these agencies in the College. To name a few:

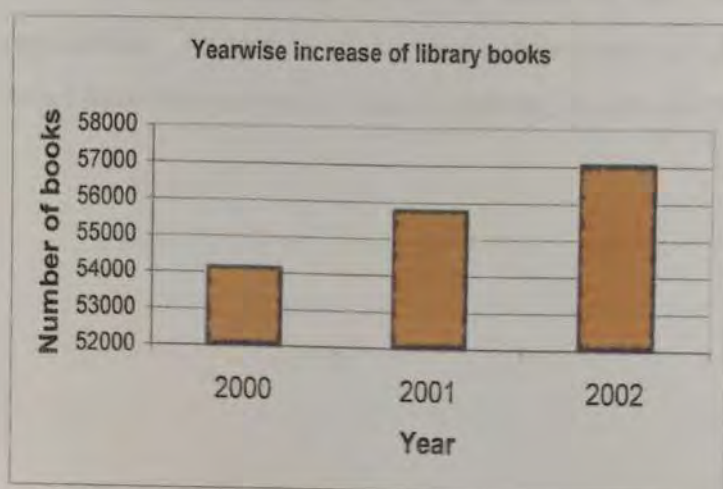
- N.C.C. student Shenoy K Kamal received President of India Award
- Two N.S.S. volunteers N. Vikraman and T. Umapathy received the State Government's Best N.S.S. Volunteer award
- Indian Red Cross Society has honoured us with a citation recognizing our yeoman service in blood donation
- 17 prizes were won by N.S.S. students at the International Youth Cultural at Rajasthan.

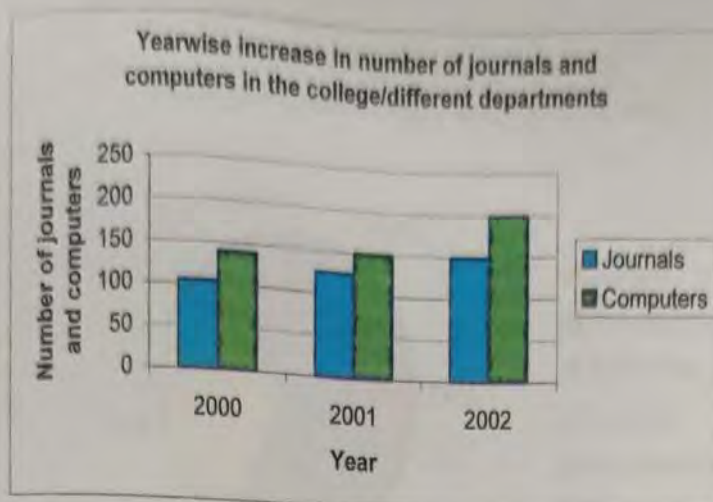
Since the College is easily approachable by Train, Bus and other modes, and has an excellent infrastructure, the College premises has been very well utilized by many statutory bodies and public institutions. College infrastructure is

allowed to be used by external agencies like IGNOU (Indira Gandhi National Open University), Madurai Kamaraj University and ICE (Institute of Correspondence Education) who conduct their contact courses here along-with University of Madras, other University counseling classes and practicals. Various public examinations like the Civil services, Institute of Chartered Accounts, Institute of Company Secretaryship, Medical entrance examinations are being regularly conducted in the campus. The College is also used as a polling booth for all Elections. Being a Centre of service to the community around, has always been the belief of the College management, for which the resources of the College are put to optimum use.

The library is maintained in a separate block of 16,150 SqFt. in three floors. It has got a fairly big reading hall, a stack hall, reference hall and also a section for PG students with audiovisual facilities. A number of departments maintain their own library to cater to the needs of the staff and students of respective departments. During the last 5 years 1031 books worth Rs. 1.5 lakhs were purchased on various subjects. The yearwise increase in number of books for the past 3 years are depicted pictorially .

Inter library borrowing has been arranged with British Council, with a book bank facility in the central library for the students. Central library are to be computerized in 6 months time. Already 13 departments have computers and software is being developed for Attendance Monitoring System and Student Information System.

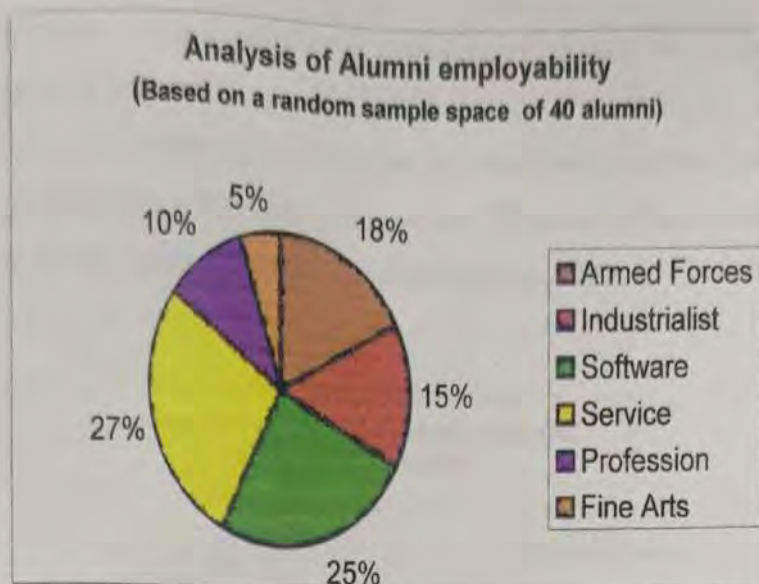




All the departments are connected by intercom facility. Internet facility is available in the Departments of Computer Science and Bio-Technology.

Various Health services like Gymnasium and Health Club function under the Department of Physical Education. Outstanding sports persons are encouraged by giving preference in admission, prizes and awards for outstanding performer, fee waiver, financial assistance to procure necessary gadgets and financial assistance to participate in state, national and international competitions. Latest audio-visual aids, photography and videography, OHP, LCD and network facilities are available. The College has a good Hostel and a good Canteen. A new block with the latest state-of-the-art technology has been built recently for the Department of Computer Science and a similar one is under construction for the Department of Visual Communication. A new block adjacent to the Computer Science Department with an approximate floor space of 2800 sq. m has been added including an air-conditioned auditorium.

The students walking out of the portals of this College enjoy high employability. An analysis of our alumni show a majority of them are in the Armed forces followed by the others like Industry, Service and Profession.



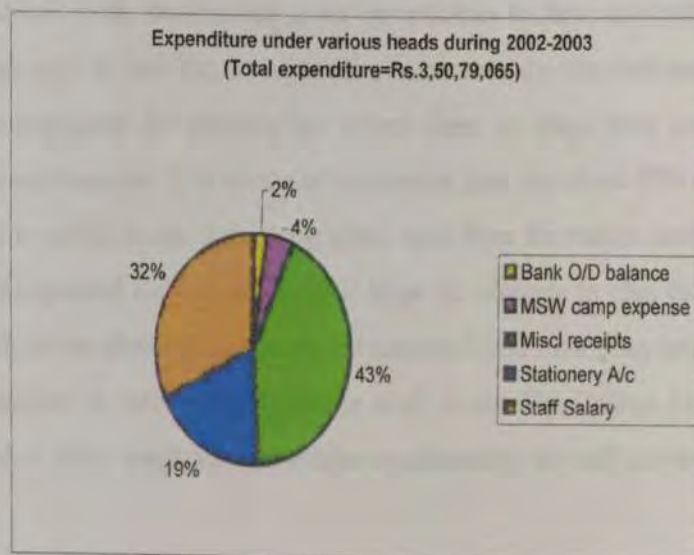
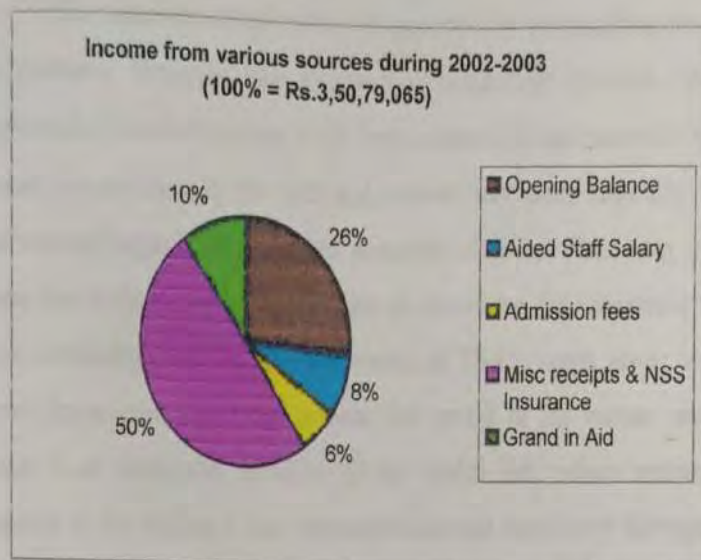
The College publishes its updated prospectus annually consisting of the History of the College, Mission and Vision, Courses offered, Fees Structure, Scholarships, Rules and regulations, Co-curricular and Extension activities. The policies and criteria for admission to the College are made known as advertisements in all leading dailies and also in the Prospectus, which is given along-with, the College application form.

Overseas students are given admission based on the norms of the concerned embassy for studentship in India with support services like accommodation, welfare programmes under the single window admission service.

The College has an employment cell in the departments of Computer Science, Social Work and Business Administration with a career advising unit which gives career options and arranges campus interviews for placements. The teachers participate in the academic and personal counselling by identifying distracted students and suggesting corrective measures either to them or to their parents in the case of personal issues. Environment club, Population Education Club, Red Ribbon Club, Indoor and outdoor games, nature and debate clubs, student magazines, cultural programmes and audio visual facilities are some of the recreational facilities available to the students. Other welfare programmes include accident insurance, recreational facilities and free medical checkup. Various loan facilities available both to the members of the teaching and non-teaching staff are loan from PF, Guild loan and other loans by Financial Institutions. There is a

grievance redressal cell for the employees, which hears and initiates necessary action for redressal.

An analysis of the income has been made along with the expenditure pattern of the College under various heads. There has not been a deficit in budget in the last 2 years and there is an internal audit mechanism.



Sensitive to the latest managerial concepts such as strategic planning, teamwork, decision-making and information technology, the College has open discussions on teaching and productivity based on feedback from the students.

About 50 Employees were sent to a workshop on "Managing the Mind" conducted by Chinmaya Mission for a stress-free existence. The College introduces self-financing courses depending on the popularity of a particular course and the specialization already available. Formal courses like Chemistry and Botany were augmented with Biochemistry, Biotechnology and Microbiology in the self-financing stream due to the current inter-disciplinary up-trends in the society.

The value-based education is imparted by propagating the bhakti cult in the students. Festivals like Saraswathi pooja and Krishna Janmashtami are celebrated in a grand manner in all departments and also centrally. Chanting of the Vishnu Sahasranama by the staff and students take place regularly. Carnatic music concerts are organized under the auspices of Gokul Fine Arts on festival days where the students get an opportunity to showcase their immense talent and hard work. Workshops on the life and works of Thirumangai alwar organized by the Tamil department make the student feel proud of his culture and roots. Guru bhakti is an automatic corollary of the bhakti cult, which nurtures 'Vinaya' or humility in the student. Civic responsibilities are inculcated through all the N.S.S. programmes and a community orientation is maintained through all its projects like the rural camps and national integration camps. Apart from the regular academic work, students are given opportunities to form associations in diverse fields such as fine arts, social service, community development and so on. This encouragement for students has helped them to shape their personality in a balanced manner. It is worthy of mentioning here that about 85% of the students will be active in one field or the other, apart from the routine academic work. A well-organized Career-advising unit helps the students to plan their career. The students are taken out on educational tours and field trips. They are encouraged to participate in inter-collegiate events at all levels. The College brings out every year a College magazine with articles contributed by the staff and students.

CONCLUSION

Forty years since its inception, today as we are well into the new millennium, we are proud of the glorious past of this College which aims at training young men and women to qualify to be leaders in all walks of life to serve their fellow human beings with justice, truth and love, and to play a vital role in bringing about changes for the betterment of the people of our country.

The above record placed is just a bird's eye view of the multifarious activities and achievements of the great educational institution. Dwaraka Doss Goverdhan Doss Vaishnav College which has crossed many barriers and is marching forward to the future with much glory, keeping ever fresh the spirit of Vaishnavism.

Part - I
OF
NAAC SELF STUDY REPORT
2. College Profile (NAAC questionnaire)

Part-I

Form for Self study

1. Profile of the College

2. Name and address of the College



DWARAKA DOSS GOVERDHAN DOSS VAISHNAV COLLEGE,
ARUMBAKKAM, CHENNAI - 600 106

Part - I
Of
NAAC SELF STUDY REPORT

2. College Profile (NAAC questionnaire)

Table

Sl. No.	Particulars	Yes	No	Not Applicable
1	Is the college affiliated to a University?			
2	Is the college recognized by the Government?			
3	Is the college registered with the Registrar of Companies?			
4	Is the college registered with the Registrar of Societies?			
5	Is the college registered with the Registrar of Trusts?			

Part-I

Format for Self-study

I. Profile of the College

1. Name and address of the College

Dwaraka Doss Goverdhan Doss Vaishnav College
"Gokul Bagh", 833 E.V.R. Periyar Salai,
Arumbakkam, Chennai - 600 106
Ph: 24754349, 24752011 Fax: 24753008

2. For Communication Office

Name	Area/ STD code	Tel. No.	Ext. No
Prof.B. Krishnan, Principal	044	24754349	114
Dr. S. Narasimhan, Vice-Principal (Aided)	044	24754349	136
Dr.H.N. Pandey, Vice-Principal (Unaided)	044	24754349	124
Dr.R.Jagannathan Steering Committee Coordinator	044	24754349	133

Fax : 24753008

e-mail : dgvccollege@eth.net

Residence

Name	Area / STD code	Tel. No.(s)	Fax	e-mail
Prof. B. Krishnan, Principal	044	24362393	-	-
Dr. S. Narasimhan, Vice-Principal (Aided)	044	24755117	-	-
Dr.H.N. Pandey, Vice-Principal (Unaided)	044	25200577	-	-
Dr.R.Jagannathan Steering Committee Coordinator	044	26547303 26546654	jaganr@md3.vsnl.net.in	

3. What are the goals and objectives of the institution and where are they stated?

- ☞ To impart value based quality education
- ☞ To inculcate civic sense
- ☞ To make the students realize their social responsibilities
- ☞ To train the students through extension activities
- ☞ To upgrade themselves into wholesome personalities

These are enshrined in the college crest

4. What major considerations (that is education; training; employment; access; equal opportunities) are addressed by the goals and objectives?

EDUCATION

Class room teaching and special lectures by experts .

TRAINING

Organizing surveys & conducting workshops on relevant areas.

EMPLOYMENT

- ☞ Career options are notified through career advising unit
- ☞ Meetings to discuss job potential and marketing are organized periodically in face to face situations with leading industrialists and executives of reputed companies

ACCESS & EQUAL OPPORTUNITIES

- ☞ Students in general are given equal opportunities to take part in academic and co-curricular programmes of the college.
- ☞ Even when departments conduct seminars and competitions such as debate, quiz, etc, participation is thrown open to all students of the college.

5. Financial category of the college:

Grant-in-aid

Yes

Self-financing

Grant-In-aid College with several un-aided courses.

6. Type of college:

Affiliated to University of Madras.

7. Date of establishment of the college: May, 1964

8. Dates of UGC recognition:

	Month & Year (mm-yyyy)
i. Under 2f	1967
ii. Under 12B	1967

9. Does the University Act provide for autonomy? Yes

If yes, has the college applied for autonomy?

No, however the college intends applying for autonomy, after getting Accredited by NAAC.

10. Campus area in acres: 25 Acres (Approx.)

11. Location of the college:

Urban ☒
Semi-urban ☐
Rural ☐
Tribal ☐
Any other (specify)

12. a) Current number of academic programmes offered in the college under the following categories: (Enclose the list of academic programmes offered)

Programmes	Number	
	Aided	Unaided
UG	7	11
PG	7	11
Certificate course	-	-
Diploma	-	-
PG Diploma	-	-
M.Phil.	4	-
Ph.D.	4	-
Any other (specify)	-	-
Total	22	22

Programme Details - Vide Annexure I

- 12 b) List the departments in the College - Faculty wise:

Faculty of Science	
Departments: (Major)	Mathematics(A & UA), Physics (A & UA), Chemistry(A), Botany(A), Computer Science(A & UA) , Computer Applications(UA), Bio-Chemistry(UA), Bio-Technology(UA), Microbiology (UA) and Visual Communication (UA)
Faculty of Arts	
Departments: (Major)	Economics(A & UA), B.Com (Corporate Secretaryship) (A & UA), Social Work(A), B.Com(Banking Management) (UA) , Business Administration (UA) and Labour Management (UA)
Faculty of Commerce	
Departments: (Major)	Commerce (A & UA)
Any Other	
Languages & Physical Education	
Departments:	Tamil, Hindi, Sanskrit, Telugu, English Physical Education (A&UA except Telugu)

A - Aided

UA - Un-Aided

M.Sc. Zoology	Post graduate	10
M.Sc. Botany	Post graduate	10
M.Sc. Computer Science	Post graduate	10
M.Sc. Physics	Post graduate	10

Call 0866 2222222 or 0866 2222222

13. Give details of the self-financing courses offered by the institution.

Programme	Level of Study	Student Strength
B.A. Economics	Under graduate	160
B.C.S.	Under graduate	364
B.Com.	Under graduate	799
B.B.A.	Under graduate	189
B.B.M.	Under graduate	173
B.Sc. Maths	Under graduate	122
B.Sc. Physics	Under graduate	135
B.Sc. Biochemistry	Under graduate	119
B.Sc. Computer Science	Under graduate	232
B.C.A.	Under graduate	259
B.Sc. Visual Communication.	Under graduate	115
M.B.A.	Post graduate	120
M.C.A.	Post graduate	89
M.B.E	Post graduate	65
M.C.S.	Post graduate	51
M.Com.	Post graduate	48
M.Sc. Applied Maths	Post graduate	52
M.Sc. Microbiology	Post graduate	25
M.Sc. Biochemistry	Post graduate	46
M.Sc. Biotechnology	Post graduate	40
M.Sc. I.T.	Post graduate	52
M.Sc. Comp. Science	Post graduate	50
M.Sc. Physics	Post graduate	47

Cut off marks at entry level (UG & PG)- 40%

14. State the norms and procedures for recruitment of teaching and non-teaching staff of the college. (Details may be enclosed)

The selection of teachers is based on their academic qualification and eligibility criteria as prescribed by University of Madras . Assessment of their merit and depth of the knowledge is made through a personal interview conducted by expert selection committee.

15. Number of permanent and temporary members of the teaching staff at present :

	Male	Female	Total
Permanent teachers (Total)(Aided)	79	25	104
No. of teachers with Ph.D. as the highest qualification	31	2	33
No. of teachers with M.Phil. as the highest qualification	33	15	48
No. of teachers with PG as the highest qualification	15	8	23
Temporary teachers (Total)(UnAided)	81	59	140
No. of teachers with Ph.D. as the highest qualification	4	3	7
No. of teachers with M.Phil. as the highest qualification	37	19	56
No. of teachers with PG as the highest qualification	28	18	46

16. Number of members of the non-teaching staff of the college at present:

	Female		Male		Total	
	Day	Eve	Day	Eve	Day	Eve
Administrative staff	NIL	7	25	31	25	38
Technical staff	0		8		8	

17. Number of students enrolled in the college for the current academic year according to regions and countries:

Student enrollment	UG			PG			M.Phil			Ph.D			Diploma/ Certificate			Self-Financing		
	M	F	T	M	F	T	M	F	T	M	F	T	M	F	T	M	F	T
No. of students from the same state where the college is located	490	82	572	94	59	153	21	14	35	15	08	23	-	-	-	-	-	-
No. of students from other states	2	1	3	6	3	9	-	-	-	-	-	-	-	-	-	-	-	-
No. of NRI students	-	-	-	-	-	-	-	-	-	-	-	-	-	-	-	-	-	-
No. of overseas students	-	-	-	-	1	1	-	-	-	-	-	-	-	-	-	-	-	-

18. Details of the last two batches of students:

	2002 Year of entry:1999			2003 Year of entry:2000		
	UG	PG	TOTAL	UG	PG	TOTAL
Admitted to the programme (entry year)	1128	469	1597	1294	492	1786
Drop-outs * Within four months of joining * Afterwards	-	-	-	-	-	-
Appeared for the final year examination	1051	407	1458	1180	461	1641
Passed in the final exam	659	178	837	683	235	918
Passed in first class	336	-	-	387	-	-
Ranks, if any	86	58	144	82	50	132

19. Give a copy of the last annual budget of the college with details of plan and non-plan revenue / expenditure. (Attach separately)

Vide Annexure II

20. What is the institution's '*unit cost*' of education? [unit cost = total annual expenditure budget (actuals) divided by the number of students enrolled]
Unit cost calculated excluding salary component may also be given.

Unit Cost Rs.100.3 per Student per month

Unit Cost (Salary) Rs.65 per Student per month

(Computed by Department of Collegiate Education for the year 2002)

Unit Cost (Excluding Salary) Rs.34.96 per Student per month

21. What is the temporal plan of academic work in the college?

Semester System	For I Year UG & PG
Annual System	For II, III Year UG & II Year PG
Credit based credit system	Not Applicable
Any other (specify)	-

22. Tick the support services available in the college from the following:

Central library	✓
Computer centre	✓
Health centre	✓
Sports facilities	✓
Press	×
Workshop	×
Hostels	✓
Guest house	×
Housing	×
Canteen	✓
Grievance redressal cell	✓
Non-resident centre	×
Any other (specify)	

Career Advising Unit, Population Education Club, NSS, NCC and Study Circle of Department of Economics Ladies room, Seminar halls, Indoor and Outdoor auditoriums.

23. How many students have passed the following examinations in the last five years?

UGC - CSIR (NET) Examination	--	01
UGC - SLET Examination	--	14
GATE	--	06
Indian Civil Services Examinations	--	Nil
GRE	--	Nil
TOEFL	--	Nil
GMAT	--	Nil
Any other (specify)	--	Nil

24. How many students UGC-CSIR / GATE qualified candidates have registered for research in the college? NIL

25. Furnish the following details (in figures) for the last three years:

Details	2002	2001	2000
Working days of the college	182	182	181
Working days of the library	220	220	220
Teaching days of the college	180	180	180
Books in the library	57056	55796	54159
Journals/Periodicals subscribed by the library			
National	150	125	105
International			
Computers in the college	200	150	140
Research projects completed and their total outlay	1 (Rs42000)	-	-
Teachers who have received national recognition for teaching/research/consultancy	-	-	-
Teachers who have received international recognition for teaching/research/consultancy	-	-	-
Teachers who have attended international seminars	-	2	-
Teachers who were resource persons at national seminars/workshops	8	7	10

26. Give the number of ongoing research projects and their total outlay.

Minor Project funded by UGC (2000 - 2002)

Project Link No	:	721
Project Title	:	"OCCUPATIONAL PATTERN OF URBAN SLUMS IN CHENNAI".
Name of the Project awardee	:	Dr.S.Narasimhan
Project Outlay	:	Rs. 42,000/-
Note	:	Completed and Report sent on May 2002.

27. Does the college have collaborations/ linkages with international institutions?

OHIO State University, US and a tie up for advanced research in plant cell Biology has been concluded by Dr.J.P.Ravishankar of Department of Botany.

Dr.J.P.Ravishankar did the following Major Research Project ,funded by the National Science Foundation and National Institute of Health , USA at the Department of Botany and Microbiology, Miami University USA during 2000-2002. This Project is concerned with the biomechanical strategies that have evolved among filamentous fungi enabling them to penetrate and harvest energy from the solid tissues of plants and animals. While exoenzymes are presumed to play an important in reducing the mechanical resistance presented by these tissues, the exertion of force of the hyphal apex represents a critical, yet largely ignored factor in the fungal growth process. The chosen experimental design reflects a comparative physiological approach and will examine invasive growth in a pair of closely-related species of oomycete fungi from the genus *Pythium* : *Pythium insidiosum* causes an invasive disease in humans and other mammals.

- People succumb to this disease if they are immuno compromised patients(like AIDS patients) and the disease cannot be cured / prevented by antibiotics.

28. Does the management run other educational institutions besides this college?

Yes

If yes, give details.

1. MOP Vaishnav College for Women, Chennai.
2. Kola Perumal Chetty Vaishnav Senior Secondary School, Chennai.
3. Kola Saraswathi Vaishnav Senior Secondary School, Chennai.

29. Give details of the resources generated by the college last year through the following means:

Source of funding	Quantum (Rs.)
i. Donations	-
ii. Fund raising drives	-
iii. Alumni Association	-
iv. Consultancy	-
v. Self-financing courses	Yes, Through Fees Rs. 4 Crores (Un-Aided)
vi. Any others	In case of need, funding by the Management.

Part - I
OF
NAAC SELF STUDY REPORT

3. Criterion-wise reports



**DWARAKA DOSS GOVERDHAN DOSS VAISHNAV COLLEGE,
ARUMBAKKAM, CHENNAI - 600 106**

**Part - I
Of
NAAC SELF STUDY REPORT**

3. Criterion-wise reports

II. Criterion-wise Inputs

Criterion I : Curricular Aspects

This aspect deals with the mission of the institution, its relevance and translation to the programmes offered. The goals and objectives of the institution, should define its distinctive character and address the needs of the society and students, it seeks to serve. It has to reflect both the tradition of the institution and its vision for the future. It requires information on how the curriculum design of the institution offers diversity and flexibility to learners. It also seeks information on the practices of the institution in initiating and redesigning courses that are relevant to the regional and national needs.

The characteristics related to this criteria are, whether:

- ⇒ *The goals and objectives of the institution are clearly stated, periodically reviewed, and communicated systematically to all its constituencies*
- ⇒ *The programmes of teaching and learning are consistent with the goals and objectives of the institution.*
- ⇒ *Feedback from academic peers and employers is used in the initiation, review and redesign of programmes.*

1. How are institutional mission and goals reflected in the curricula?

The Institutional mission is to impart value based quality education and develop the learners into wholesome personalities.

These are enshrined in the college crest.

Students are guided and encouraged to take part in co-curricular and extra-curricular programmes towards achieving this all-round development.

2. What is the range of programme options available to the students for awards such as degrees, certificates and diplomas?

The College is affiliated to the University of Madras and hence offers the Degree programmes and a PG Diploma Course of the University of Madras.

Bachelors Degree, Postgraduate Degrees, Master of Philosophy and Doctor of Philosophy programmes in different Departments.

3. What is the proportion of the following components in the programme options?

Knowledge Skills

The Knowledge and Skill components vary very widely across the different programmes. (As the College offers a total of 43 courses. 27 Science and 16 Non-Science courses)

4. Are programmes flexible enough to offer students the following benefits?
- a) Time frame matching student convenience Yes
 - b) Horizontal mobility No, Affiliating system does not permit this
 - c) Elective options Yes
 - d) Non-core options Yes

5. How often are the existing curricula for a subject reviewed and updated ?

The college is affiliated to the University of Madras. Hence syllabi revision is done by the different boards of study constituted by the University. The mean period between updation is about 3 years.

What are the courses introduced by the college during the last three years? Give details.

UG

- 1) B.Sc Visual Communication
- 2) B.A. (Economics)

PG

- 1) M.Sc. Bio-Technology
- 2) M.Sc. Physics
- 3) M.Phil. Chemistry
- 4) M.Phil. Mathematics
- 5) Ph.D. Chemistry

6. How long does it take to introduce a new programme of study after it has been conceptualised?

Three to six months in the case of Non-Science and about a year for Science courses (Both UG and PG)

7. What are the contributions of the institution in the curriculum design of the university?

A good number of teachers serve as experts or members in the academic bodies of Universities and other autonomous colleges. By being members in the Board of studies, faculty in different discipline have actively involved in representing and reviewing the curriculum.

8. Has there been an academic audit by the university?

In the past few years, many commissions appointed by the University Of Madras have visited the college, to evaluate the academic infrastructure and were satisfied, granting additional class-strengths / courses.

The Departments evaluated by University, like this, during the last 3 years are:

- a) Department of Physics (M.Sc Physics)
- b) Department of Chemistry (M.Sc Chemistry)
- c) Department of Micro Biology(M.Sc Micro Biology)

- d) Department of Bio-Technology (M.Sc Bio-Technology)
- e) Department of Computer Science (M.Sc Information Technology)
- f) Department of Economics (B.A Economics)
- g) Department of Visual Communication (B.Sc - Visual Communication)

9. Furnish details of the following aspects of curriculum design:

- a) Innovation such as modular curricula
PGDCS of the Computer Science Department offers a modular curricula
- b) Inter/multidisciplinary approach
Research is encouraged in inter and multi disciplinary areas - Management, Computer Science, Economics, Commerce and Corporate Secretaryship disciplines.

10. Any other highlights.

- ☞ State-of-the-art laboratory for the Department of Bio Technology, Bio chemistry, Micro Biology and Visual Communication.
- ☞ Updated computer centre with requisite software packages.
- ☞ Internet Facility
- ☞ LCD Projector
- ☞ Audio-Visual aids available with the central library with cassettes on wide fields, such as literature, Social science, management etc.,

Criterion II : Teaching-learning and Evaluation

This criterion deals with the efforts of the institution in providing appropriate teaching-learning experiences to learners. It also looks at the adequacy and competency of the faculty who handle the various programmes of study as well as the efficiency of the evaluation methodology of the institution.

The characteristics examined under this criteria are, whether:

- ⇒ *The institution has a transparent admission process.*
- ⇒ *The programmes of teaching and learning cater to individual differences among learners and offers academic flexibility.*
- ⇒ *The institution facilitates the effective running of the teaching-learning programmes.*
- ⇒ *The institution has a well conceived plan for monitoring student progress.*
- ⇒ *The institution has an efficient mechanism to recruit qualified and adequate faculty.*
- ⇒ *The institution has an open and participative mechanism for evaluation of teaching, research and work satisfaction of the faculty.*
- ⇒ *The faculties have opportunity for continued academic progress and professional advancement.*

1. How are students selected for admission into various courses?

- | | |
|-------------------------------------|---|
| a) through special entrance tests | <input checked="" type="checkbox"/> M.Sc Bio-technology |
| b) through interviews | <input checked="" type="checkbox"/> M.Sc Bio-technology, M.A. Social Work |
| c) through their academic record | <input checked="" type="checkbox"/> All Courses |
| d) through combination of the above | <input checked="" type="checkbox"/> M.B.A, M.C.A,
B.Sc (Visual- communication) |

2. a. Is there a provision for assessing students' knowledge and skills for a particular programme(after admission)? No

b. Does the college provide bridge/remedial courses to the educationally disadvantaged students?

Yes ☒ No ☐

If yes, cite examples.

- ☞ Educationally disadvantaged students are identified at the time of admission itself for close monitoring.
- ☞ Economically very poor (most of the students who belong to Reserved Communities, more specifically, MBC, BC, SC and ST) are also identified.
- ☞ After assessing the performance during lectures in the classrooms and also in the tests, remedial classes are conducted.

c. How are advanced learners challenged to work ahead of the rest?

- ☞ Such learners are nominated to hold key positions in the department associations and other clubs of the college.
- ☞ The responsibility of planning and conducting the academic programme such as seminars, quiz, etc is given to them.
- ☞ They are encouraged to participate in the inter-collegiate, state and national level competitions.

3. Does the college encourage the teachers to make a teaching-plan?

Yes

If yes, give details.

Every Department elaborately discusses the academic plan of the different courses offered by the Department with all the faculty members. The faculty members meticulously plan the intrinsic details of teaching of every unit, planning the practicals, planning the tests and planning the follow-ups.

4. Are syllabi unitised according to a teaching schedule through the semester/year?

Yes ☒ No ☐

If yes, give details of implementation in terms of monitoring, mid-course correction, etc.

The college is affiliated to the University of Madras. The syllabi for different courses are prescribed by the University with guidelines regarding to the instructional hours, laboratory (Practical) hours, field and instructional activities. The teaching schedule is designed within the frame work given by the University. The college conducts monthly and terminal examinations to make an assessment of the courses and students performances to effect mid courses if any.

5. How does the college supplement the lecture method of teaching with other learner-centred teaching methods?

- a. Inviting faculty and experts in the related disciplines for guest lectures.
- b. By organizing field trips to various research institutes and industries.

6. Is there a facility to prepare audio visuals and other teaching aids?

Yes ☒ No ☐

If yes, give details.

Conventional OHP and LCD projector are available. Faculties can prepare their own Power Point preparations.

7. Furnish the following :

- Teaching days 180(minimum)
- Working days 182 (Minimum)
- Work load 16 Hours of work per faculty member on a six day Time Table .
- Ratio of full-time teachers to part-time teachers (last two years): 2:3 , 2:3.
- Ratio of teaching staff to non-teaching staff (last two years): 1:6 , 1:6
- Percentage of classes taught by full-time faculty 45 %

8. Are evaluation methods communicated to students at the beginning of the year?

Yes ☒ No ☐

If yes, give details.

Students in every class are very well apprised, at the beginning of the semester / year, of the examination pattern, the methods of preparation, the examination pattern, methodology of paper evaluation and the precautions to be taken by the student.

9. Does the college monitor the overall performance of students at the beginning of the year?

Yes ☒ No ☐

If yes, give details:

Regular monthly tests are conducted and this provides timely information about the academic performance of the students, class-wise and paper-wise.

10. How are teachers recruited? When and how are new teaching positions created? Give details.

By giving advertisement and then by merit based Selection.

Teaching positions are created consequent to retirement of faculty and / or upon the introduction of new papers or courses (curriculum).

In the case of colleges where appointment is made by the college, give the following details for the last two years:

Self-funded (S) or Government Funded (G) S/G	Month and Year of			
	Advertisement	Appointment of selection committee	Selection Committee Meeting	Appointment letter to candidates
24	April,2003	May,2003	May,2003	June,2003

11. Provide the following information about the teaching staff recruited during the last two years.

Teaching staff recruited from		
Same State		Other States
Same institution	Other institutions	
12	20	-

12. Does the college have the freedom and the resources to appoint and pay temporary / *ad hoc* teaching staff?

Yes ☒ No ☐

If yes, give details.

The unaided staff members are paid by the management.

If no, how are additional projects/expansion managed? ...

13. Number of teaching staff who have attended seminars / conferences / workshops as participants / resource persons in the last two years:

	Participants	Resource persons
National level	10	1
International level	3	-

14. Does the college follow the self-appraisal method to evaluate the performance of the faculty in teaching, research and extension?

Yes ☒ No ☐

If yes, how are teachers encouraged to use the feedback?

The entire process is transparent. The positive aspects are discussed and necessary course of action is evolved, in consultation with the concerned faculty, the Head of the Department and the Principal.

15. Does the college follow any other teacher performance appraisal method?

Yes ☒ No ☐

If yes, give details of the same and state how the results of the appraisal are used.

- ☞ Periodical appraisal is done on the basis of performance of students in the papers taught.
- ☞ The results of the appraisal are made known to the individual faculty member. Adequate support is given to the teacher to equip himself / herself better.

16. Does the college collect student evaluation on campus experience?

Yes ☒ No ☐

If yes, what are the significant feedback from students and how have they been used?

A student feedback is obtained periodically and this is viewed with all seriousness. Efforts are taken to eliminate the deficiencies pointed out by students relating to teaching and evaluation methods.

17. Does the college conduct refresher courses/seminars/conferences/symposia/workshops/programmes for faculty development?

Yes ☒ No ☐

If yes, give details.

- a) The Department of Physics conducted a 3 day intensive work shop on Quantum Field Theory, during 17-19, November, 2003, for a target audience of Lecturers and M.Phil Scholars from our own and other colleges and University Departments, who are already handling Quantum Mechanics at least at the M.Sc level.
 - b) The Department of Computer Science Conducted refresher course on Latest Trends in IT (Computer Science)
 - c) State level workshop on laboratory methods in Bio-technology for the lecturers in Life Science by Department of Bio-technology (September 2001).
- The following departments conduct intercollegiate state level programme every year :

S.No.	Name of the Department	Seminar/Conferences/Symposia
1	Hindi	(i) "Darphan" (ii) Organised National Level Seminar on "Pusti Marg" (2002-2003)
2	English	"Skylark"
3	Mathematics	"Mathsophoria"
4	Physics	"Quintessence"
5	Chemistry	"Rasayanotsov"
6	Bio-Technology	"Bioexpo" (Workshop on instrumental technology)
7	Computer Science	"Web"
8	Economics	a. "Survey" b. "Farm Fest" c. "Quest Economics"
9	Commerce	a. Conducted State Level Seminar on "Banking" (2000) b. "Manovikas"
10	Management	"Combat"
11	Social Work	"Perform"
12	NCC	"Cadofest"

18. Give details on a few faculty development programmes and the number of teachers who benefited out of them, during the last two years:

Faculty Development Programme	No. of Beneficiaries
For pursuing higher studies in M.Phil. and Ph.D. Programmes	5
Attending UGC Sponsored 3 week Refresher Course - November 2003.	2

19. How many members of faculty have received teaching awards?

Nil

20. Give details of the contribution of the faculty in different committees.

- ☞ Staff Members serve as members in the Board of Studies of the Madras University and other Universities.
- ☞ Staff members by being nominated as Board Members for curriculum design of many autonomous colleges contribute in syllabus framing.
- ☞ Staff members represent advisory committee for NSS, in the academic council of Madras University.
- ☞ The physical Director is a Governor-nominated senate member of Bharathiar University.

21. Furnish information about significant teaching innovations of the college.

Nil

22. What are the national and international linkages established for teaching and/or research?

OHIO State University, US and a tie-up for advance research in plant cell Biology has been concluded by Dr.J.P. Ravi Shankar of Department of Botany.

23. Any other highlights?

--

Criterion III: Research, Consultancy and Extension

This criterion seeks information on the activities of the institution with reference to research, consultancy and extension. It also deals with the facilitating aspects of the institution to promote the same and their outcome.

The characteristics judged under this criteria are, whether:

- ⇒ The institution promotes research culture among faculty and students.
- ⇒ The institution has a vigorous and well scrutinized publication programme and actively encourages faculty and students to publish in academic forum.
- ⇒ The institution promotes faculty participation in consultancy work.
- ⇒ The institution is responsive to community needs and conducts relevant extension and awareness programmes.

1. Is research a significant activity of the college? Yes
2. How does the college promote research?
 - PG Students doing project work Yes
 - Teachers are given study leave Yes
 - Teachers provided with seed money No
 - Research Committee for submitting project proposals Yes
 - Adjustment in teaching schedule Yes
3. Is the college a recognized center for Ph.D.?

Yes. The Departments of Commerce, Economics, Computer Science and Chemistry are recognized as Research Departments.
4. What percentage of teachers are engaged in active research in the college? (guiding research scholars, operating projects, publishing regularly etc.) Give details.

Ph.D Programme:

Department	Number of recognized supervisors
Hindi	1
English	1
Chemistry	1
Economics	1
Commerce	2

M.Phil Programme:

The following Departments are recognized for conducting the M.Phil Programme :

Name of the Department	No.Of Members
Mathematics	60% of the Faculty
Chemistry	
Computer Science	
Economics and	
Commerce	

5. How many are full time research scholars and how many have registered as part time scholars? (Research scholar means M.Phil. or Ph.D. Student)

	M.Phil.	Ph.D.
Full-Time	35	3
Part-Time	-	26

6. How many Ph.D.s have been awarded during the last five years?
12 faculty members of the college have been awarded Ph.D during the last 5 years. (Physics - 1, Economics - 6, Commerce - 1, Computer Science - 3, Physical Education - 1)
9 Researchers have obtained Ph.D through the college.
(Economics - 5 , Computer Science - 3 , Hindi - 1)
7. Does the college provide financial support to research students?
No

8. Provide details of the ongoing projects:

Total no of projects	Nil
Total outlay in Rs.	Nil

9. Give details of ongoing projects funded by external agencies. Nil
10. Does the college publicise the expertise available for consultancy services?
Yes ☐ No ☒

If yes, give details.

11. Does the college have a designated person for extension activities?

Yes ☒ No ☐

If yes, indicate the nature of the post.

A team of senior faculty members is In-Charge of planning, coordinating and executing extension activities. The college does notable work in this area as its tradition.

Full-time ☐

Part-time ☐

Additional charge ☒

12. Indicate the extension activities of the college and its details:

- | | | | |
|-----------------------------------|-------------------------------------|-----------------------------|-------------------------------------|
| i. Community development | <input checked="" type="checkbox"/> | ii. Social work | <input checked="" type="checkbox"/> |
| iii. Health and hygiene awareness | <input checked="" type="checkbox"/> | iv. Medical camp | <input checked="" type="checkbox"/> |
| v. Adult education and literacy | <input checked="" type="checkbox"/> | vi. Blood donation camp | <input checked="" type="checkbox"/> |
| vii. AIDS awareness | <input checked="" type="checkbox"/> | viii. Environment awareness | <input checked="" type="checkbox"/> |

Any others :

ix. NSS & NCC

We have a very active NSS and NCC team bringing in laurels.

(a) Community Development

Organized several special camps to develop the rural community. A library is built at Villivalam, an adopted village in kancheepuram. 20 low-cost toilets were also built with government subsidy and installed 438 smokeless choolas in the same villages. **This village was later adopted by Govt. of India as a model village.** A model rainwater harvesting tank was constructed in Avalur. Another adopted village near kancheepuram.

(b) Social work

Our N.S.S. programme officers and volunteers have been rendering social service in various fields

- Traffic Regulations.
- Health project at Sankara Nethralaya Hospital.
- Pulse polio programme.
- Census for Chennai Corporation.
- Service for Aged homes.
- Service for Orphan Children.
- Service for mentally retarded children.
- Service for Coastal Guards.

(c) Health and Hygiene awareness

With the help of the institution of Public Health. Poonamallee and Madras Dental College. Health and Hygiene awareness programmes were conducted in the Adopted villages.

(d) Medical Camp

An eye camp with the help of Lions club was conducted in the college on 17th October 2002. 48 persons were operated for their cataract problems. At the adopted village villivalam an eye camp with the help Sankara Nethralaya was organized and 26 persons undergone cataract surgery.

Dental camps and siddha medical camps are regular features, conducted by our Institution in the adopted village.

(e) Adult Education and Literacy

On 1st November 2002 an Inter collegiate Seminar on Adult literacy and on 2nd November 2002, "A Multifaceted Workshop on Social Issues" were organised by our N.S.S units. Literary Programmes have been conducted in the adopted villages.

(f) Blood Donation Camp

Our college regularly conducts blood donation camp every year. It has bagged

- Canara Bank Rolling Shield
- Ashok Leyland Rolling Shield
- India Red Cross Society's Rolling Shield
- Dr. M.G.R. Medical University Special Shield
- Chennai Corporation Special Shield
- Tamilnadu State Aids Control Society's Special Shield

Academic Year	Blood donation Camp	No of Units of blood donated
2003 - 2004	Dec 17 - 18, 2003	-
2002 - 2003	Dec 12 - 13, 2002	1151 Units
2001 - 2002	Dec, 2001	1140 Units
2000 - 2001	Dec, 2000	1111 Units

(g) AIDS awareness

N.S.S units and population education club have been doing remarkable service in creating awareness among college students and common public on Aids. On 26-09-2002 a Workshop on Human Sexuality was organised. On 13-10-2002, 100 Community Youth Leaders were Trained on STD.HIV and AIDS at Enambakkam, near Periapalayam Rallys, Human chains, street theatre culture were organised to create awareness on World Aids Day. Sensitisation programme for colleges Teachers and exhibitions were also conducted on AIDS.

(h) Environment awareness

N.S.S and environment Club of our colleges have been creating awareness on Environment issues in the colleges and community through Workshops, Seminars, Competitions and cultures.

(i) Any other

(1) Consumer awareness programme for college students and general public have been conducted regularly every year.

(2) Two State Level Youth Leadership Training Programme were conducted by the N.S.S units of our college.

13. Are there any outreach programmes carried out by the college other than NSS & NCC, for example Population Education Club, Adult Education, National Literacy Mission or any other?

Yes ☒ No ☐

Population Education club and Enviro Club are functioning with regular activities every year.

14. How are students and teachers encouraged to participate in extension activities?

- Opportunities are given to both staff and students by publicizing in the form of hand-outs and posters
- Recognition is in terms of cash prize or concession in fee.

15. Does the college work and plan the extension activities along with NGO's and GO's?

Yes. Coordinating agencies are NSS, NCC, Red ribbon club and Population Education club.

16. Any other highlights:

a) NCC:

1. One of our NCC student Shenoy K Kamal has received the **President of India Award** during 2001-2002 and many students have attained very high degree of proficiency.
2. One of our NCC student was selected by the **Government of India** to visit **Russia** as a part of Youth Team by means of an exchange - programme.
3. One of our NCC student will participate in Republic day Parade.

b) NSS:

1. Two NSS Volunteers of our College, namely N. Vikraman (1997) and T. Umapathy (2002) received State Government's Best N.S.S. Volunteer award.
2. N.S.S. units of our college conducted a National Intergration Camp, 14th - 21st March 2001.
3. In recognition of our meritorious service in the field of blood donation Indian Red Cross Society honoured us with a citation.
4. Our NSS volunteers participated in talent competitions - State, National and International Levels. **In 2003 our N.S.S. Volunteers won 17 prizes in the International Youth and Cultural Festival held at Rajasthan.**

Criterion IV: Infrastructure and Learning Resources

This aspect requires data on the adequacy and optimal use of the facilities available in the institution to maintain the quality of the academic and other aspects of campus life. It also seeks information on how every constituent of the institution - students, teachers and staff, benefit from these facilities.

The features addressed in this criteria are, whether:

- ⇒ *The institution has adequate library and computer facilities with easy access to all its constituencies.*
- ⇒ *The institution has adequate physical facilities to run the educational programmes and administrative functions efficiently.*
- ⇒ *The growth of the infrastructure keeps pace with the academic growth of the institution.*
- ⇒ *The institution has effective mechanisms for maintenance and optimal use of infrastructure.*

1. Enclose the master plan of the college campus indicating the existing buildings and the projected expansion in the future.

Enclosed

2. How does the college plan to meet the need for augmenting the infrastructure to keep pace with academic growth?

As the college comes under affiliating system, every Department chooses, with in the frame-work-of-affiliation, from among the courses permissible under the University System, different courses which will give advantages to the students in their higher education or job market.

3. How does the college maintain its infrastructure?
 - The campus maintenance is done by an exclusive Estate Wing headed by an Engineer.
 - The need for classrooms, laboratory, etc. are periodically reviewed

4. How does the college ensure optimum utilisation of its infrastructure facilities?

Apart from the functioning of the regular college, its infrastructure is being spared for outside accredited / statutory bodies as :

- ☞ External accredited educational bodies like Institution of Company Secretaries , IGNOU, ICE, University of Madras utilize the classrooms and laboratories for conducting their academic programmes, counseling and practicals.
- ☞ Various examinations like civil service exams, medical entrance exams, etc. are conducted in the college premises.
- ☞ Used as a Polling booth for the Arumbakkam constituency both during Parliamentary elections and Assembly elections.

5. Does the college encourage use of the academic facilities by external agencies?

Yes ☒ No ☐

If yes, give details.

Tie-up for UG & PG programmes of distance learning with IGNOU, ICE University of Madras.

6. What efforts are made to keep the campus beautiful and pollution free?

- The campus has a sprawling land of about 25 Acres, with a very large number of very old and big trees and virgin bushes.
- At the heart of the campus, there is a Natural pond of about 10,000 Sqft area, whose banks are recently strengthened and renovated at a cost of about Rs 30.0 Lakhs. Rain-Water-Harvesting has been done from the vast play ground to this pond.
- Natural flora and fauna is abundant in the campus.

Care is taken to ensure the favour of these Natural aspects, whenever new buildings are planned.

7. Is there an advisory committee for the library ?

Yes

The committee comprises of all Heads of Departments and is headed by the Principal.

8. Is the library interconnected with other libraries for inter-library borrowing ?

Yes ☒ No ☐

(British Council - Special Arrangement)

9. Is there a book bank facility in the central library?

Yes ☒ No ☐

10. Are the following activities of the central library computerised? No.

- i. Lending of books ☐ ii. Purchase of books ☐
 iii. Lending of audio-visual material ☐ iv. Book bank ☐
 v. Stock verification ☐
 Any others
 vi. Internet facility
 vii. Xeroxing Facility

11. Provide the number of books/ journals/ periodicals that have been added to the central library during the last two years and their cost.

	Added during 2002-2003		Added during 2001-2002	
	Number	Total cost	Number	Total cost
i. Text books	1637	8,59,800/-	1260	5,10,194/-
ii. Other books	-	-	-	-
iii. Journals/ periodicals	20	4800/-	25	5000/-
Any others	-	-	-	-

12. Does the library have the following facilities?

- Reprography ☒
- Computers ☒
- Audio & Video Cassettes ☒
- Internet ☒
- Any other (specify)

13. Furnish the following details :

- Working days of the library 220 Days per Year
- Working hours of the library 8.30 A.M. - 6.30 P.M.
- Total no of books in the library 57,056
- Journals/periodicals subscribed 92 as on 2002-03

List Of Journals & Periodicals Subscribed

S.No.	List Of Journals
1	Alive
2	Arth Viguan
3	Banking Finance
4	Bhavan's Journal
5	Bulletin Of Calcutta
6	Business India
7	Business Today
8	Chartered Accountant
9	Chartered Secretary
10	Chemistry Today
11	Computers Today
12	Data Quest
13	Divya Jyothi
14	Economic Challenger
15	Economic & Political Weekly
16	Electronics For You
17	Facts For You
18	Herald Of Health
19	Indian Academy Of Sciences (11 Items)
20	Indian Economic Diary
21	Indian Economic Journal
22	Indian Journal Of Agricultural Economics
23	Indian Journal Of Chemistry
24	Indian Journal Of Labour Economics
25	Indian Journal Of Mathematics
26	Indian Journal Of Pure & Applied Maths
27	Indian Journal Of Pure & Applied Physics
28	Indian Journal Of Radio & Space Physics
29	Indian Journal Of Sericulture
30	Indian Journal Of Social Work
31	Indian Silk
32	India Today
33	Industrial Economist
34	Invention Intelligence
35	Journal Of Accounting Finance
36	Journal Of Indian-Bank Quest Institute Of Bankers
37	Journal Of Analysis
38	Journal Of Indian Mathematical Society
39	Journal Of Ramanujan Mathematical Society
40	Kalai Kathir
41	Kalki
42	Kalyana Kalpataru

43	Labour Lan Journal
45	Make History
46	Management Accountant
47	Mathematics Today
48	Modern Management
49	Monthly Commentary National Geographic
50	Navneeth
51	Outlook
52	P.C. Quest
53	Physics For You
54	Pramana
55	Public Opinion Surveys
56	Readers Digest
57	R.B.I. Bulletin
58	Sambhashana Sandesha
59	Sammelan Patrika
60	Sapthagiri
61	Science Reporter
62	Science American
63	Seridoc
64	Social Welfare
65	Southern Economist
66	Span
67	Sri Amar Bharathi
68	Sri Aurobindo's Action
69	Sri Nrishimha Priya
70	Sri Ramakrishna Vijayam
71	Sri Ramnauja Vani
72	Third Concept
73	University News
74	Uzhaippavar Ulagam
75	Vikalpa
76	Vilaiyatu Ulagam
77	Vivekavani
78	Yojana
79	Practical Photography (Viscom)
	Journals For Biotechnology
1	Indian Journal Of Biotechnology
2	Bioinformatics
3	Nature
4	Nature Biotechnology
5	Nature Immunology
6	Nature Cell Biology
7	Nature Genetics

	Journals For MBA
1	Business Line
2	Business World
3	Capital Market
4	Harvard Business Review
5	International Business Week
6	Jims 8M
7	Journal Of Marketing
8	Marketing Management
9	Personnel Today
	Journals For Microbiology
1	Indian Journal Of Medical Microbiology

14. Is there a central computer facility in the college?

Yes ☒ No ☐

If yes, give the configuration and other hardware and software details.

COMPUTER CONFIGURATION

Server Configuration

Intel Pentium-III 1 GHZ CPU
 Intel D815EEA2 Mother Board
 128 MB SD RAM
 20 GB HDD
 1.44 MB FDD
 104 Keys PS-2 Keyboard
 Logitech Mouse (PS-2)
 ATX Cabinet with SMPS
 10/100 MBPS Ethernet Card
 Speakers
 15" Colour Monitor (Daewoo)
 52X CDROM Drive (AOPEN)
 HP 91402 CD WRITER

Workstations:

Intel Pentium-III 1 GHZ CPU
 VISTA 810E Chipset Mother Board
 128 MB SD RAM
 20 GB HDD
 1.44 MB FDD

104 Keys Keyboard
Logitech Mouse
Minitower Cabinet with SMPS
10/100 MBPS Ethernet Card
Speakers
15" Colour Monitor (Daewoo)
52X CDROM Drive (AOPEN)

Printers:

TVSE MSP 245 Printer (Dot Matrix)
EPSON STYLUS CS41SX (Inkjet Printer)

15. Give the working hours of the computer centre and its access on holidays and off hours.

8.30 am to 7.00 pm. The centre is available on Saturdays (usually a holiday) also.

16. How many departments have computers of their own ? Give the configuration and other details.

- a. Mathematics (12 systems with a server)
- b. Physics (5 nodes with a server)
- c. Computer Applications (A major central facility available)
- d. Economics (1 Stand alone Computer)
- e. Commerce (1 Stand alone Computer)
- f. Social Work (1 Stand alone Computer + internet)
- g. Library (1 Stand alone Computer + internet node)
- h. Biotechnology (10 nodes with a server + internet connectivity)

17. What is the output of the centre in developing computer aided learning packages in various subjects during the last three years?

- a) Attendance Monitoring System
- b) Student Information System

18. How are computers and their accessories maintained in the computer centre and other locations of the college?

Maintaining, Screening the floppy before use, each user is provided with a login name and password if necessary.

19. Does the college make use of the services of inter-university centers like IUCAA, IAS, INFLIBNET etc?

20. What are the various health services available to the students, members of the teaching and non-teaching staff of the college?

Gymnasium and Health club function under the Department of Physical Education.

21. What are the physical and infrastructure facilities available in the sports and physical education centre? Give details.

DETAILS OF ACTIVITIES OF DEPARTMENT OF PHYSICAL EDUCATION

Personality, they say, is the reflection of individuality, and can be defined as the total quality of an individual's behaviour as revealed in his thought and expression, attitudes and interests and the manner of acting. To those who may wonder what has sports or physical activities got to do with education in general, one is tempted to borrow Gandhiji's maxim to counter that thought namely "Physical training should have as much a place in the curriculum as mental training". Even so with Gandhiji's comment physical education has come to be an integral part of any enlightened academic programme. This is true in view of promoting sports not only through participation to develop and nurture talent but to meet the immediate objective of changing and developing society.

The Physical Education Department of D.G. Vaishnav College is happy to state its active initiative taken in this regard in strengthening or invigorating a number of facilities to produce sportsmen of potential and the facilities made available are stated below.

Two sports grounds for Cricket, Football, Hockey and Athletics

Four Tennis courts

Two ball badminton courts

One Volley ball court

One indoor and two outdoor Badminton courts

Two tables for Table tennis

Six Carrom boards

Ten Chessmen

It is also to be noted that a modern gymnasium well equipped with the latest gadgets such as ten single stations along with play fields and courts have been periodically maintained as well as the laying of a new athletic track and a cricket pitch respectively.

Students Programme:

It is a matter of fact to state that not only meritorious students but sportsmen and interested ones in various fields were given admission as per the allocation of government guidelines. Sufficient encouragement to students on the part of Physical education department to

participate in tournaments or matches conducted by the university, district, state and affiliated associations either at the state, national or international level proved to be an eye-opener and a rewarding experience for the young aspirants.

Also, as an effective measure to provide equal opportunity and to enhance students participation in sports competitions happen to be conducted annually for the benefit of Day and Evening students for both men and women students separately with the winners awarded medallions of honour and certificates.

While regular attempts to spot talents are conducted in a never failing manner the Department of Physical education has ensured the welfare of the students by providing all necessary backup measures such as attendance and special leave in accordance with university norms to facilitate smooth academic progress. This cooperation and goodwill of the Physical education department is seen extended in its organizational abilities such as the conduct of various games for the benefit of non-teaching staff that includes the men and women of Day and Evening Colleges.

Department of Physical Education Report for the Year 2001-02

Our college sports activities are conducted regularly from the beginning of the academic year with training and coaching of various teams and the conduct of inter-departmental competitions. In all the programmes for the Day and Evening Colleges, men and women have participated with keen enthusiasm. Unhesitatingly, it can be said with pride that students have lent their support and co-operation in the conduct of all events both at our college and at the University Union grounds.

The Annual Sports Day for the year 2002-03 was celebrated in the College premises on 3rd March, 2003. Thiru . V. Chandrasekar, Three times National Champion, Table Tennis and Arjuna Awardee was the Chief Guest of the occasion. He placed on record his sincere gratitude for the support and guidance he received from the college when he was a student here. He congratulated the winners and called upon them to sustain the spirit of sportsmanship forever. Like in the previous years, the sports persons of the college won top honours and distinctions this year. Mr. N. Raghul Gandhi, II M.B.E., captained the Madras University tennis team and won the All India Inter University Championship. Mr. R. Arun Balaji, III B.Com., secured the first place in the All India Inter University Power lifting Competition. Mr. R. Ganesh kumar, III B.Sc.Maths brought distinction to our College by bagging the "Best Player Award" in Table Tennis from the I.I.T. Madras. Apart from these notable achievements, intramural competitions in all games and track events for men and women and also for staff members evoked very good response and went on smoothly this year. The overall championship in the Day College went to the Commerce department and the Evening College to the department of Biochemistry this year. Two times National Champion in Table Tennis Ms. M.S. Mythili gave away the prizes to the winners.

Our College students participated in various reputed Matches and Meets and also proved their mettle by bringing laurels to our Institution. As in the past, this year also our teams participated in the various sports events conducted by the University of Madras, the

I.I.T., Bertram, YMCA, New College, Guru Nanak, Jai Govind Hari Gopal Agarwal Agarsen College, Sri Sai Ram Engineering College and A.L. Mudaliar Athletic meet. At the North Division Tournaments and Sports, our College team was winner in Volley ball and Chess. The team was the runner up in Basketball. In Athletics, our team knocked off the second place. In kabbadi, Ball badminton and Cricket, the performance of our teams happened to be exceptional.

Department of Physical Education Report for the Year 2002-03

Our college sports activities were regular from the beginning of the academic year with training and coaching of various teams and the conduct of inter-departmental competitions. In all the programmes for the Day and Evening Colleges, men and women have participated with keen enthusiasm. Unhesitatingly, it can be said with pride that students have lent their support and co-operation in the conduct of all events both at our college and at the University Union grounds. The following are the results of the competitions

DAY COLLEGE

INDIVIDUAL CHAMPION- K. Kuchelan (III B.Sc. Physics)
INTER DEPARTMENTAL CHAMPION- Economics

INTER COLLEGE

Our College students participated in various reputed matches and meets and proved their mettle by bringing laurels to our institution. In the University of Madras North Division Tournaments, our College emerged as winner in basketball and chess, and were runners up in table tennis. It secured second position in Athletics. We narrowly missed the winning chance in volleyball, cricket and badminton. Apart from this, our team has played the IIT, Anna University, T.Nagar Basket Ball club, PSG trophy and other association trophies with extraordinary spirit. The crucial and vital role played by the following players has earned great recognition to our college.

G. Mayura Ravindra, II M.Com
M.V. Radhakrishnan, III B.Sc. Maths
G. Hari, II B.A. Economics
U. Yuvaraj, I B.Sc. Physics
V. Venkatesh, II B.Sc. Physics
R. Ganesh Kumar, II B.Sc. Maths
Ashish Jain, I B.Com

Rowing-International
All India Basketball
All India Football
All India Swimming
Athletics State Position
Table Tennis
Table Tennis

TOWARDS EXCELLENCE

In addition to the above mentioned excellence it is not beyond belief that this institution has made rapid strides to grow into an exemplary institution in sports and games by providing the minimum essential infrastructure to nurture talent and to deliver the goods with an integrated approach and leadership. A highly indicative hall mark of first rate institution is its facilities. The department of Physical Education is yet again proud to state that with adequate backup measures of the College management, it has been able to provide the fullest facilities such as seven courts prepared for the game of tennis; twelve tables installed for the promotion of Table Tennis; and two courts to discover, create and innovate talent in Volley ball.

Due care must be taken to mention the degree of specialization entered into with the sole aim of building and producing champion representatives for the country in the various fields of sports activities. Since supporting necessities go hand in hand in establishing top class extra curricular activities this programme of the Physical Education department has done well to introduce and incorporate ultra modern technologies and professionals (such as trainers to bolster effective participation and results of our students. It is counter productive to have only top flight instructors without providing students the necessary equipments, adequate buildings, services or infrastructure required to support academic, recreational and cultural needs. Hence effective measures have been adopted by the management of the D.G. Vaishnav College to provide the same that includes class rooms, libraries, well equipped gymnasium and communication network to link the above facilities. The institution and the managerial authorities of D.G. Vaishnav College stand unrivalled and unparalleled in their pioneering efforts to provide first class priority to its students by striving for the development of the individual through the cultivation of the human mind and spirit. The College Teaching and Non-Teaching Staff form the team and use to play Cricket with other teams and also amongst them.

Lastly the desire of the management to promote higher interests in the individual and its active involvement to acquire a love of wisdom and insight through discrete thoughts comes in for exceptional commendation as it does not come at the expense of student learning with the latter having the opportunity to work hard in hand and interact with the top sports personnel in the country to gain a valuable lesson through investigative studies since extra curricular activities are just as important to student life as book studies.

22. What are the incentives given to outstanding sports persons?

- ☞ Waive in fees
- ☞ Financial assistance to procure necessary kits
- ☞ Financial assistance to participate competitions - State, National and International level and to prepare for the same
- ☞ Giving Preference in admission to various courses over others
- ☞ Giving Incentives and recognition (Prizes and Awards) for outstanding Performer.

23. Give details of the participation of students during the last year at the university, state, regional, national and international meets.

Sportsmen	Study	Sport	Star
V.Chandrasekar	Commerce	Table Tennis	International
J.Jitesh Kumar	Commerce	Cross Country 1986-87	National
N.Pradeep	Commerce	Athletics 1986-89	All India
G.Parameshwaran	B.Sc. Chemistry	Athletics 1988-89	All India
Sandeep Somani	Commerce	Rowing 1986	International
Anish Pandey	Economics	Rowing 1987	All India
R. Suresh Gopal	Commerce	Boxing	All India
R.Venkataraman	B.Sc.Maths	Table Tennis 1986-89	All India
S.P.Sushil Kumar	M.Com	Rowing 1988-91	International
S.S. Navukkarasu	M.Com	Rowing 1989-91	International
Arun Samuel	M.Com	Rowing 1989-91	International
R.M.A. Rajan	M.A. Economics	Boxing 1987-92	All India
K.Ananthanarayanan	B.C.S.	Boxing 1987-91	All India
R.Rajan	B.Sc. Physics	Boxing 1990	All India
S.Manivannan	B.Sc. Chemistry	Chess 1988-90	All India
K.Namasivayam	M.Com	Volley Ball 1988-89	All India

T.Manivannan	M.Com	Foot Ball 1990-91	All India
N.Raghavendran	B.A.Economics	Cricket 1990-91	All India
R.G.Manoharan	M.Com	Weightlifting and Good Physique 1991-92	All India
K.Rajamani	B.A. Economics	Cycling 1991-92	All India
Suresh Anand	M.A. Social Work	Badminton 1991-92	All India
K.Gopi Krishnan	B.Com	Basket Ball Hand Ball 1991-92	All India
J.Prem Kumar	B.Sc.Maths	Table Tennis 1991-92	All India
V.S.Rajan	B.Sc. Botany	Table Tennis 1991-92	All India
L.SasiKumar	B.Sc. Botany	Hand Ball 1997-98	National
P.K.Vivek	B.Com	Table Tennis 1998-99	Tamil Nadu
Tarun Mehta	B.Com	Cricket 1999-2000	All India
S.Muthukumaran	B.Com	Basket Ball 1999-2001	All India
M.V.Radha Krishnan	B.Sc.Maths	Basket Ball 2000-2001	All India
D.Subash Chandrabose	B.A. Economics	Basket Ball 2000-2001	T.N. State Inter University
N.S.P.Kaushika	MBA	Basket Ball 1999-2001	All India
G.Mayura Ravindra	M.Com	Rowing 2000	International

D.Kamalnath	B.Sc. Botany	Kho-Kho 1995-96	All India South Zone
T.K.Chandrasekar	BBA	Chess	All India
G. Hari	B.A.Economics	FootBall	National
U.Yuvaraj	B.Sc. Physics	Swimming	National
N.Raghul Gandhi	M.A. Business Economics	Tennis	National
R. Arun Balaji	Commerce	Power Lifting	International
D. Sundar	Commerce	Sports Admn.	

24. What are the major physical and infrastructure facilities available in the workshop and centre for instrumentation?

Audio Visual Aids, Photography & Videography, OHP, LCD and Network Facilities.

25. What percentage of students have hostel accommodation?

5%

26. Give details of the hostel facilities available in the campus?

Boarding, Lodging, Library, Medical assistance and Sports and recreational activities.

27. Any other highlights :

- ☞ A new Block with the latest state of art technology as been built recently for the Department of Computer Science similar one for Biotechnology.
- ☞ An Impressive studio/lab using latest facilities and equipments is under construction for the Department of Visual Communication.
- ☞ Medical Facility (A full fledged clinical lab with CT-Scan, ECG, Ultra Sound Scan, X-Rays, with an out-patient wing with a Doctor and Free-Medicine dispensing unit
- ☞ A post office
- ☞ A branch of Canara Bank.

Criterion V: Student Support and Progression

The highlights of this criterion are the efforts of the institution to provide the necessary assistance for good student experiences in the campus and to facilitate their progression. It also seeks information on the student and alumni profiles.

The information sought under this criteria relate to, whether:

- ⇒ *The institution has sufficient and well-run support services to ensure the physical and intellectual health of all its constituencies.*
- ⇒ *The institution has an effective mechanism to use student feedback for quality enhancement.*
- ⇒ *The prospectus of the institution gives clear guidance to students about admission and completion requirements for all programmes, the fee-structure and refund policies, financial aid and student support services.*
- ⇒ *The institution offers competent academic counseling and placement services to its students.*
- ⇒ *Financial aid to students is fairly distributed.*

1. Furnish the following details:

- Percentage of students appearing for the qualifying exam after the minimum period of study NA
- Drop out rate NA
- Progression to employment and further study (UG to PG or PG to Ph.D.) NA
- Prominent Positions held by alumni

SAMPLE LIST OF ALUMNI

S.No.	Name	Designation & Organization
1	Shri. Rajnish Sharma	Lt. Col. - Indian Army
2	Shri. Pushkar Narayan	Major – Indian Army
3	Shri. Vidya Shankar	Captain – Indian Army
4	Shri. Ram Prasad	Captain – Indian Army
5	Shri. Srinivasan	Captain – Indian Army
6	Shri. Ram Kumar	Captain – Indian Army
7	Shri. Anuj Pathak	Flt. Lt. – Indian Air Force
8	Shri. Bharath Kumar K. Shah	Industrialist – Exporter
9	Shri. Manoj Kumar Santholia	MD – The New Indian Express
10	Shri. Vivek Goenka	Chairman, Indian Express, Mumbai
11	Shri. Sudhesh Kamat	Journalist, The Hindu

12	Shri. Seshasaye	IPS, Dy. Commissioner of Police, Greater Chennai.
13	Shri. Raj kumar Khemka	Director, NEPL
14	Shri. V. Chandrasekar	Arjuna Awardee, International Champion, Table Tennis.
15	Dr. Satish Reddy	MD, Vijaya Hospital
16	Dr. Prakash	Leading Physician
17	Shri. Murali Krishnan	MBBS, Chief Executive, Taj Coramandal.
18	Shri. J.K. Kothari	Industrialist
19	Shri. Neyveli Santhanam	Musician / Carnatics
20	Shri. Thiyagaraju	T.V. Artist
21	Shri. Prabhat Tushniwal	Managing Director m/s Toshniwal
22	Shri. Nanda H Shah	Executive, HCL
23	Shri. AnoopKumar B	Executive, M/s Polaris software lab ltd.,
24	Shri. Amar H Shah	Senior Auditor, M/s Ashok Leyland
25	Shri.Krishna Kumar Desai	Senior Auditor
26	Shri. Dilip Kumar Mundha	Senior Auditor
27	Shri. D. Krishneswar	Corporate secretary, M/s Amartanjan Ltd.
28	Shri. K. Narayanan	Business, USA
29	Shri. Aswinkumar K Shah	Bullion Merchant
30	Dr. Sanjay Dhern	M.S. (Ortho) UK
31	Shri. Bikhamed	Bullion Merchant
32	Shri. R. Kannan	Microsoft, USA.
33	Shri. R. Ramasamy	Consultant, TCS
34	Shri. Shyam Goswami	Software Project manager, Wipro, Chennai
35	Shri. K. Ashok	Project Leader, Polaris.
36	Shri. K. Srinivasan	Software Project Leader, TCS
37	Shri. Ram Narayanan	Software Project Leader, RAMCO
38	Shri. Sridhar Raja	MD, Sriram Chit Funds Ltd
39	Shri. K. Prasad	Software Project Leader, Oracle corporation.
40	Shri. R. Vijaya Kumar	Senior System Engineer, HCL, Chennai.

2. How many students have passed the following examinations in the last five years?

UGC-CSIR(NET) Examination	13
UGC-SLET	
GATE	6
Indian Civil Services Examinations	
GRE	
TOEFL	
GMAT	
Any others	
MAT (For Admission of around 300 MBA Students)	

3. Does the college publish its updated prospectus annually?

Yes ☒ No ☐

If yes, what are the contents of the prospectus?

History of the College, Courses (Curriculum) offered, Fees Structure, scholarships, rules and details about extension activities.

4. What kind of financial aids are available to students from the central government, state government, the institution and others? Give details.

- ☞ Scholarships by Government, Private and Management of the College.
- ☞ Scholarship (Full fee concession, Half Fee concession, Merit cum Means and Merit scholarships)

5. Mention the number of students who have received financial aid during the last two years.

Financial aid	Year before last	Year before
i. Merit scholarship	-	3
ii. Merit-cum-Means	3	3
Any others		
iii.	298	302
iv.		

6. Does the college have an employment cell and a placement officer who offers career counselling to students? If yes, give details of the cell and its office.

- i. Employment cell: ☒

There is a Senior faculty member interacts with several corporate bodies and coordinates the employment opportunities.

ii. Placement officer: ☒

Role: **Career Advising Unit**

Giving information about career options, arranging Campus Interviews for placements.

7. Do teachers participate in academic and personal counselling? Give details.

Yes ☒ No ☐

Student counseling is done when ever they are presented for Interviews or any selection-tests. Teachers also participate in order to make the counselling more effective.

8. How many students were employed through placement service during the last year?

	UG students	PG students	Research scholars
i. Local firms/ companies	NIL	40	7
ii. Central government	-	-	-
iii. State government	-	-	-
iv. Public sector undertaking	-	-	-
v. Private sector	-	23	-

9. Does the employment cell motivate the students to seek self-employment?

Yes ☒ No ☐

Through workshops and lectures by Guest Speakers.

If yes, how many are self-employed?

72 (About 10% of the outgoing students during 2001 - 2002)

10. Does the college have an Alumni Association?

Yes ☐ No ☒

If yes, indicate the activities of the Alumni Association.

11. How are the policies and criteria of admission made clear to prospective students?

☞ Advertisement in leading Dailies

☞ Prospectus given at the time of buying the application forms.

12. State the admission policy of the college with regard to overseas students.

☞ As per the procedures and norms prescribed by the Director of Collegiate Education and the University of Madras.

☞ As per the rules of the concerned embassy in India.

13. What are the support services given to overseas students?

i. One window admission service	<input checked="" type="checkbox"/>	ii. Overseas students office	<input checked="" type="checkbox"/>
iii. Special accommodation	<input checked="" type="checkbox"/>	iv. Induction courses	<input type="checkbox"/>
v. Socio-cultural activities	<input type="checkbox"/>	vi. Welfare programme	<input checked="" type="checkbox"/>
vii. Police clearance	<input type="checkbox"/>		
Any others			

14. What are the recreational / leisure time facilities available to students?

i. Indoor games	<input checked="" type="checkbox"/>	ii. Outdoor games	<input checked="" type="checkbox"/>
iii. Nature Clubs	<input checked="" type="checkbox"/>	iv. Debate Clubs	<input checked="" type="checkbox"/>
v. Student Magazines	<input checked="" type="checkbox"/>	vi. Cultural Programmes	<input checked="" type="checkbox"/>
vii. Audio Video facilities	<input checked="" type="checkbox"/>		
Any others			

Any other highlights :

Enviro Club, Population Educational club, Red Ribbon Club.

Criterion VI: Organisation and Management

This criterion requires data on the policies and practices of the institution in the matter of planning, human power requirement, recruitment, training, performance appraisal and finance management.

The characteristics examined under this criteria pertain to whether :

- ⇒ *The offices and departments of the institution are governed on the principles of participation and transparency.*
- ⇒ *Academic and administrative planning in the institution move hand in hand.*
- ⇒ *Management techniques and technologies, to the extent possible, are used by the institution for efficient running of every administrative and academic decision-making.*
- ⇒ *The institution practices relevant welfare schemes for all its constituencies.*
- ⇒ *There are fair and expeditious grievance redressal mechanisms at all levels of the institution's functioning.*
- ⇒ *The finances of the institution are judiciously allocated and effectively utilized to make its programmes and functioning cost-effective.*
- ⇒ *The institution has imaginative and effective resource mobilization and management strategies.*
- ⇒ *Budgeting and auditing procedures are regular and standardized.*

1. Does the college have an efficient internal co-ordinating and monitoring mechanism?

Yes ☒ No ☐

If yes, give details.

Implemented by different committees and headed by the Principal.

2. Were any committees/external agencies appointed during the last three years to improve the organisation and management?

Yes ☐ No ☒

If yes, what were the recommendations?

3. Does the college have an inbuilt mechanism to check the work efficiency of the non-teaching staff?

Yes ☐ No ☒

Give details.

4. Is there a special committee for preparing the academic calendar?
Yes ☒ No ☐

5. During the last two years have all the decisions of the selection committee been approved by the governing body?
Yes ☒ No ☐
If no, give reasons.

6. Does the college conduct professional development programmes for non-teaching staff?
Yes ☒ No ☐

If yes, give details
Staff are trained when there is a change in the existing practice.

7. What is the current tuition and other fee structure in government supported and self-financing courses?

Government supported

S. No.	Programme	Tuition	Library	Laboratory	Others	Hostel	Mess
1	B.A	1500	40	-	2475		
2	B.C.S	3000	40	-	2475		
3	B.Sc.,(Maths Physics)	2250	40	900	2475		
4	B.Sc.,(Bot, chem)	2250	40	1500	2475		
5	M.A.(Eco)	1000	-	-	1165		
6	M.A.(S.W)	2000	-	-	6170		
7	M.Sc(Mat), M.Com	1500	-	-	1165		
8	M.Sc (Chem)	1500	-	2000	1165		
9	M.C.A	3000	-	7500	25965		
10	M.Phil(Eco, Maths, Commerce)	1250	-	-	-		
11	M.Phil., (Chem)	1250	-	4000	-		
12	Ph.D. (Chem, Eco, Commerce)	2000					

Self-financing

S. No.	Programme	Tuition	Library	Laboratory	Others	Hostel	Mess
1.	B.A.(Eco)	8000			3125		
2.	B.Sc Maths	13700		500	3125		
3.	B.Sc Physics						
4.	B.C.S. & B.Com	27750			3125		
5.	B.B.A	26750			4125		
6.	B.B.M	26750		1500	3125		
7.	B.L.M.	17750			3125		
8.	B.Sc. C.S. & B.C.A.	33500		4500	12125		
9.	B.Sc. Biochemistry	23000		6000	3125		
10.	B.Sc. Vis. Com.	26000		21000	8300		
11.	M.C.S.	10750			3425		
12.	M.B.E. & M.Com.	7000			3425		
13.	M.C.A.	31500		8000	51000		
14.	M.Sc. Computer science & M.Sc. I.T.	22500		5000	27175		
15.	M.Sc. Microbiology	48500		11000	16675		
16.	M.Sc. Biochemistry	29500		11000	13175		
17.	M.Sc. App.Science	11250		2000	4175		
18.	M.Sc. Biotechnology	60000		17000	33175		
19.	M.Sc. Physics	28000		5000	8175		
20.	P.G.D.C.S.	9750		3550	7175		
21.	MBA	37000		5300	25225		

8. Have there been changes in the tuition and other fees during the last three years, give details.
- No

9. Furnish the amount spent under the various heads of expenditure last year.

Head of Expenditure	Budget provided	Amount actually spent in Rs.
Day college		
lab exp.		639177
Library		138349
Games		152996
College Association		134054
Exam stationary		106972
College calendar		26100
College Magazine		67170
Medical Inspection		1817
Repairs		140384
Misc. expenses		635803
Self finance college		
College calendar		28850
College Magazine		96700
Lab expenses		8132200
Library		472703
Games		24312
Misc. expenses		896020
Intercom		200000
Internet		144642
Repairs		96026

10. During the last two years did the college have an excess/deficit budget?

Yes ☐ No ☐ Budget copy enclosed

11. Is there an internal audit mechanism?

Yes ☒ No ☐

12. What are the various welfare programmes of the college? Give details.

☞ Accident Insurance package for students and staff

☞ Recreational facilities

☞ Free Medical Checkup

13. Is there a grievance redressal cell in the college?

Yes ☒ No ☐

If yes, how does it deal with grievances of the employees and others?

By hearing the employee adequately and initiating necessary steps to redress their grievances.

14. List the various loan facilities available to the members of the teaching and the non-teaching staff of the college. What are the requirements and the eligibility criteria necessary to obtain loans that are available?

☞ Loan from P.F. Account governed by rules of the Government

☞ Guild Loan - Governed by rules of T.N. Teachers Guild Co-operative society.

15. What is the procedure of the college to purchase major items?

Multi-quotation system and multi-level scrutiny procedure.

16. Any other highlights :

1. Many vacancies in the aided stream are also filled and the salaries being paid by the management.
2. University Rank winners are, as a Tradition, given cash awards/mementos by the management.

Criterion VII : Healthy Practices

This criterion focus on the innovative and unique practices of the institution that add to its academic ambience. Healthy practices vary from institution to institution.

This criteria ascertains, whether :

- ⇒ The institution displays sensitivity to changing educational, social and market demands.
- ⇒ The institution is geared to promote an ambience of creativity and innovations.

1. Has the college adopted any mechanism/ process for internal quality checks?

Yes ☒

No ☐

If yes, give details.

By open discussions on teaching and managerial bench-marks based on feedback.

2. Is the College sensitised to latest managerial concepts such as strategic planning, teamwork, decision making and computerisation?

Yes ☒

No ☐

3. Does the college have

< Twinning programmes ☐

< Student Exchange Programmes ☒

< MoU's with

• Industries ☒

• Research organisations ☒

4. What are the national / international linkages established by the college for training and research?

No

5. How does the college strengthen the regular academic programmes through other complementary systems like self-financing courses, non formal mode and distance education?

Self financing Courses – Students undergo unaided university affiliated formal courses.

Non-formal mode – The college is recognized centre for IGNOU.

6. What are the practices of the college to impart value based education?

- a)
- i) There is a daily prayer in the college, when the day begins, during which time the entire will be stand still.
 - ii) Every Friday there is a regular, voluntary, recitation of “Vishnu Sahasranamam”
 - iii) All the College functions start with invocation.
 - iv) During festivals like Janmashtami, Vijayadasami ...etc days, special prayers and poojas are held.
- b) During college hours students are consciously counseled on inter-personal-relationships and societal behaviour.
- c) Leadership qualities are inculcated by various co-curricular and extra curricular activities.

7. How does the college inculcate civic responsibilities among the students?

Through several NSS Programmes.

8. What are the efforts of the college towards all round personality development of the learners?

The college encourages the leadership development among the students by encouraging them to participate in a) Events interfaced with public b) Events interfaced with other colleges c) Events interfaced with interdisciplinary courses.

9. How is the college geared to achieve its specific goals and objectives?

- ☞ By upgrading the infrastructure periodically
- ☞ Evolving appropriate teaching methods in tune with the need.
- ☞ Encouraging the students to realize their potential and take part in academic and socially relevant activities.

10. What are the efforts of the college to bring in “community orientation” in its activities?

NSS takes up several projects every year such as rural camp, National Integration camp and Special camps towards achieving this objective.

11. Indicate the efforts to promote general / transferable skills among the students such as

a. Capacity to learn

b. Communication skills

c. Numerical skills

d. Use of information technology

e. Work as a part of a team and independently

The Students undergo the common University examinations. Every Department promotes the articulation skill, comprehension and independent learning ability of students.

The number of University ranks (around 130) and the number first classes (which is a very large number, every year) along with the good pass percentage confirm that the students-skill-set definitely improves due to the conscious effort put by the faculty members of every department.

12. Any other college specific innovations, which have contributed to its growth.

Apart from the regular academic work, students are given opportunities to form associations in diverse fields such as fine arts, social service, community development and so on. This encouragement for students have helped them to shape their personality in a balanced manner. It is worthy of mentioning here that about 85% of the students will be active in one area or the other, apart from the routine academic work.



DWARAKA DOSS GOVERDHAN DOSS VAISHNAV COLLEGE,
ARUMBAKKAM, CHENNAI - 600 106

Part - I
Of
NAAC SELF STUDY REPORT

4. Inputs from Departments

Inputs from Departments

1. Tamil Department
2. English Department
3. Hindi Department
4. Sanskrit Department
5. Telugu Department
6. Mathematics Department
7. Physics Department
8. Chemistry Department
9. Botany Department
10. Sericulture Department
11. Economics Department
12. Commerce Department
13. Banking Management Department
14. Corporate Secretaryship Department
15. Social Work Department
16. Business Administration Department
17. Master of Business Administration
18. Computer Science Department
19. Biochemistry Department
20. Biotechnology Department
21. Microbiology Department
22. Visual Communication Department
23. Library
24. Physical Education

Level of study	Exp-off staff at entry level in %	Strength
UG	NA	Eng - 273 Eco - 157

Male	Female	Total
4	2	6
1		1
3	141	144
NA	NA	
NA	NA	

Yes	No
<input type="checkbox"/>	<input type="checkbox"/>
<input type="checkbox"/>	<input type="checkbox"/>
<input type="checkbox"/>	<input type="checkbox"/>

III. Inputs from the Departments

1. Name and address of the department: Department of Tamil
2. Telephone number/s: 24754349 Extn :131
3. Date of establishment of the department: 1964
4. Built-up area of the department in sq. ft. 5100 sq.ft.
5. List the different programmes (Level of Study = Certificate/ Diploma/ UG/PG Diploma/PG/ M.Phil./ Ph.D. etc. or equivalent) offered by the department together with the details required below:

Programme	Level of study	Cut-off marks at entry level in %	Student strength
Part 1 Tamil	U.G.	NA	Day = 572 Eve = 817

6. Number of teaching, technical and administrative staff of the department.

	Male	Female	Total
Total no. of teachers	4	2	6
Teachers with Ph.D. or equivalent as the highest qualification	1	-	1
Teachers with PG or equivalent as the highest qualification	3	1+1	5
Teachers with other specific eligible qualification(specify)	-	-	-
Technical staff	Nil	Nil	-
Administrative staff	Nil	Nil	-

7. Does the department have academic, administrative and financial autonomy?

	Yes	No
Academic matters	<input type="checkbox"/>	<input checked="" type="checkbox"/>
Administration	<input type="checkbox"/>	<input checked="" type="checkbox"/>
Finance	<input type="checkbox"/>	<input checked="" type="checkbox"/>

If yes, what extent?

8. Number of students in the department during the current year:

	Female	Male	Total
Students from the same state where the college is located	Day = 143 Eve = 101	Day = 429 Eve = 616	Day = 572 Eve = 817
Students from other states of India	-	-	-
NRI students	-	-	-
Other overseas students	-	-	-
Grand Total	Day = 143 Eve = 101	Day = 429 Eve = 616	Day = 572 Eve = 817

9. Is there a method of assessing the students' academic standing in order to provide enrichment and/or remedial courses?

Yes ☒ No ☐

10. Furnish the following details(in figures):

- Books in the department library:

Central Library caters to the need of students and staff

- Journals/periodicals subscribed by the department:

Provided and maintained by the Central Library

- Computers in the department:

-

- Research projects completed during the last three years and their total outlay:

Nil

- Ongoing research projects

Nil.

- Teachers who have attended national/international seminars during the last two years :

Dr.P.Lakshminarayanan. Sri B.Natrajan. (National Seminar on Saiva Sidhantha – University of Madras).

- Teachers who have been resource persons at workshops/seminars during the last two years :

(Resource person, Refresher course in Tamil conducted by Academic Staff College, University of Madras).

11. Details of the last two batches of students:

2003				2002		
Batch 1				Batch 2		
	UG	PG	Total	UG	PG	Total
Admitted to the programme (entry year)	D - 279 E - 243	NA	D - 279 E - 243	-	NA	-
Drop-outs	D - 09 E - 03	NA	D - 09 E - 03	-	NA	-
Appeared for the final year exam	D - 270 E - 240	NA	D - 270 E - 240	-	NA	-
Passed in the final exam	D - 248 E - 238	NA	D - 248 E - 238	-	NA	-
Passed in first class	D - 30 E - 20	NA	D - 30 E - 20	-	NA	-
University ranks, if any	D - 05 E - 09	NA	D - 05 E - 09	D - 10 E - 09	NA	D - 10 E - 09

NA : Not Applicable.

12. What is the sanctioned teaching staff strength and the present position?

Sanctioned: 6

Filled: 6

13. How often were national/international seminars, workshops etc. organised at the department?

Nil

14. Are there any international or national links/collaborations for teaching, research or both?

No

15. (a) List the teaching staff, with their designations, qualifications, fields of specialisation, years of experience, age and sex (in the descending order of seniority) :

Name of the Teaching staff	Designation	Highest Qual.	Specialisation	Age	Sex
Dr. P. Lakshmi Narayanan	Reader & HOD	Ph.D	-	51	M
Mr.B.Natrajan	Lecturer (S.G.)	M.A. M.Phil	-	48	M
Mr.H.Gururaghavendran.	Lecturer (S.G.)	M.Phil	-	45	M
Mr.K.V.Varadhan	Lecturer	M.A.	-	43	M
Mrs.K.R.Vijaya kumari.	Lecturer	M.Phil	-	45	F
Mrs. G.Jagadeeswari	Lecturer	M.Phil	-	37	F

- (b) Experience of the teachers:

Name of the Teacher					Research
	UG	PG	UG	PG	
Dr.P.Lakshminarayanan	22	-	-	-	10 yrs
Mr.B.Natrajan	15	-	-	-	5 yrs
Mr.H.Gururaghavendran.	12	-	-	-	-
Mr.K.V.Varadhan	05	-	-	-	-
Mrs,K.R.Vijayakumari.	02	-	-	-	-
Mrs. G.Jagadeeswari	10	-	-	-	-

16. How many from the teaching staff have received national/international recognition as fellows, awardees etc.?
17. What percentage of the faculty are in active research (guiding research scholars, operating projects, publishing regularly, etc.)?
40%
18. List the major thrust areas within the subject in which research activities are being pursued.
- Puranas, Copiums & Epic Literatures and Religious Literatures
 - Sasthras & Saiva Agamas.

19. Give details of ongoing projects funded by external agencies. Nil

Funding agency	Amount (Rs.)	Duration (years)	Collaboration, if any
-	-	-	-

20. What are the basic and advanced facilities, available and (like botanical garden, field laboratories, animal house, computing facility, major equipment, mortuary, post mortum facilities experimental surgery and medicine facilities *etc.*) acquired over the years?
Nil

21. What is the total number of publications (add the list) of the department in the last five years?

4

22. Have any one of the teaching programmes been dropped because it lost its immediate relevance or because it was not viable?

-

23. What is the average work load in terms of actual contact lectures per week per teacher?

16 hrs per six day week per Lecturer.

24. What is the average time spent by a teacher with students and how much time is spent on committees that deal with academic matters?

3 hrs per day.

25. Does the department monitor overall performance of students through regular assessments?

Yes ☒ No ☐

If yes, give methods and details of assessment.

By regular monthly tests, periodical assignments, discussion of question banks and analyzing feed backs.

26. How do the teachers update themselves for discharging their teaching/research responsibilities? Give details.

By referring new publications, Journals and visiting libraries and by attending periodical seminars.

27. What is the annual budget allocation of the college to the department?

Rs 5000 for books + Rs 5000 for Tamil Association.

28. How much of research funding has been generated by the teachers from other agencies?

-

29. Do the teachers offer consultancy services and earn revenue for the college/department?

Yes ☐ No ☒

If yes, how much has been earned during the last two years?

30. Furnish the following details:

Particulars	UG	PG	Research
Ratio of applications to available seats	N.A.	N.A.	N.A.
Success rate (examination results)	N.A.	N.A.	
Progression to higher education rate	N.A.	N.A.	
Employment rate	N.A.	N.A.	
Ratio of part-time teachers to full-time teachers(All are full time teachers)	4	N.A.	
Ratio of academic staff to administrative staff	1:0	N.A.	

31. Furnish the following data :

- Ratio of students to teachers 230:1
- Number of research papers published -

32. Has the department received any special support for teaching or research?

Yes ☐ No ☒

33. Any other information which highlights the unique achievements of the department:

- We organise every year Intercollegiate competition on various facets of Tamil language and Literature through the Departments' Tamil Association.
- Organizing Intra Departmental competitions amongst the students at regular intervals.
- Many Theme -Specific functions are organised like the Oves of Alwars, National Poets,etc.,

III. Inputs from the Departments

1. Name and address of the department: Department of English, D.G. Vaishnav College, Arumbakkam, Chennai 106.
2. Telephone number/s: 24754349 Ext : 125
3. Date of establishment of the department: 1964
4. Built-up area of the department 8550 Sq.ft.
5. List the different programmes (Level of Study = Certificate/ Diploma/ UG/PG Diploma/PG/ M.Phil./ Ph.D. etc. or equivalent) offered by the department together with the details required below:

Programme	Level of study	Cut-off marks at entry level in %	Student strength
Part II English (language)	UG		Day = 888 Eve = 1506

6. Number of teaching, technical and administrative staff of the department.

	Male	Female	Total
Total no. of teachers	3	11	14
Teachers with Ph.D. or equivalent as the highest qualification	1	2	3
Teachers with PG or equivalent as the highest qualification (M.A. English)	1	1	2
Teachers with other specific eligible qualification(specify) (M.Phil)	2	10	12
Technical staff	-	-	-
Administrative staff	-	-	-

7. Does the department have academic, administrative and financial autonomy?

	Yes	No
Academic matters	<input checked="" type="checkbox"/>	<input type="checkbox"/>
Administration	<input checked="" type="checkbox"/>	<input type="checkbox"/>
Finance	<input type="checkbox"/>	<input checked="" type="checkbox"/>

If yes, what extent?

Academic matters: Though the syllabus is prescribed by the University and the students take up the University examination at the year end, there is a certain flexibility

existing in conducting classes , organizing seminars, quizzes, debates, group discussions. At frequent intervals we conduct elocution , Essay writing & Creative writing contests.

The department has the flexibility to arrange the resource persons for Guest lectures and presentations and conduct various other programmes.
Administration: There is freedom with respect to allotment of papers and work to the Faculty.

8. Number of students in the department during the current year:

	Female	Male	Total
Students from the same state where the college is located	Day : 164 Eve : 150	Day : 724 Eve : 1356	Day : 888 Eve : 1506
Students from other states of India	-	-	-
NRI students	-	-	-
Other overseas students	-	-	-
Grand Total	Day : 164 Eve : 150	Day : 724 Eve : 1356	Day : 888 Eve : 1506

9. Is there a method of assessing the students' academic standing in order to provide enrichment and/or remedial courses?

Yes ☒ No ☐

Department conducts monthly tests and centralized terminal and model examinations at end of each term.

10. Furnish the following details(in figures):

- Books in the department library: No department library
- Journals/periodicals subscribed by the department: Nil
- Computers in the department: One
- Research projects completed during the last three years and their total outlay: Nil
- Ongoing research projects: Nil
- Teachers who have attended national/international seminars during the last two years : 3
- Teachers who have been resource persons at workshops/seminars during the last two years : 2

11. Details of the last two batches of students:

2003				2002		
Batch 1				Batch 2		
	UG	PG	Total	UG	PG	Total
Admitted to the programme (entry year)	D - 530 E - 598	NA	D - 530 E - 598	-	N.A.	-
Drop-outs	D - 42 E - 13	NA	D - 42 E - 13	-	N.A.	-
Appeared for the final year exam	D - 488 E - 585	NA	D - 488 E - 585	-	N.A.	-
Passed in the final exam	D - 404 E - 562	NA	D - 404 E - 562	-	N.A.	-
Passed in first class	D - 73 E - 81	NA	D - 73 E - 81	-	N.A.	-
University ranks, if any	D - 12 E - 06	NA	D - 12 E - 06	D - 12 E - 06 T - 18	NA	D - 12 E - 06 T - 18

12. What is the sanctioned teaching staff strength and the present position?

Sanctioned: 14

Filled: 14

13. How often were national/international seminars, workshops etc. organised at the department?

2 workshops and 4 seminars

14. Are there any international or national links/collaborations for teaching, research or both?

The Department offers collaborative services to many institutions.

15.
(a) List the teaching staff, with their designations, qualifications, fields of specialisation, years of experience, age and sex (in the descending order of seniority) :

Name of the Teaching staff	Designation	Highest Qual.	Specialisation	Age	Sex
R.Balakrishnan	Lecturer (S.G.)	M.Phil	Poetry	56	M
G.Chandralekha Rao	Lecturer (S.G.)	M.Phil	American Drama	40	F
Gowri Sivaraman	Reader	Ph.D	American literature	43	F
M.Jayalakshmi	Lecturer	M.Phil	Br.Fiction	40	F
G.Geetha	Lecturer	M.Phil	African lit. fiction	34	F
M.Murali Ganam	Lecturer	Ph.D	20 th century American Fiction	43	M
R.Swarnalatha	Lecturer	Ph.D	American Litt.	34	F
M.Megaladevi	Lecturer	M.Phil	American Litt.	30	F
R.Sujatha	Lecturer	M.Phil	ELT	30	F
S.Usha	Lecturer	M.Phil	American litt.	45	F
A.Netra	Lecturer	M.A	-	24	F
C.L.Vijay sai	Lecturer	M.A.	-	40	M
T.K.Prameela	Lecturer	M.Phil	American Litt.	36	F
P.Ankayarkanni	Lecturer	M.Phil	Indian writing in English	25	F

- (b) Experience of the teachers:

Name of the Teacher					Research
	UG	PG	UG	PG	
R.Balakrishnan	33	-	-	-	-
G.Chandralekha Rao	14	-	-	-	-
Gowri Sivaraman	13	-	-	-	-
M.Jayalakshmi	14	-	-	-	-
G.Geetha	10	-	-	-	-
M.Murali Ganam	4	13	-	-	-
R.Swarnalatha	6	-	-	-	-
M.Megaladevi	-	-	-	-	-

R.Sujatha	7	-	-	-	-
S.Usha	14	-	-	-	-
A.Netra	1	-	-	-	-
C.L.Vijay sai	3	-	-	-	-
T.K.Prameela	6	-	-	-	-
P.Ankayarkanni	6 months	-	-	-	-

16. How many from the teaching staff have received national/international recognition as fellows, awardees etc.?
Gowri Sivaraman - "One of the top 30 poets of the world 2002".

17. What percentage of the faculty are in active research (guiding research scholars, operating projects, publishing regularly, etc.)?
Two out of 14 are guiding Researcher
i.e. $2/14 = 0.14\%$

18. List the major thrust areas within the subject in which research activities are being pursued.

- Indian Writing in English.
- African Literature
- Creative Writing in ELT
- British Fiction
- American Literature

19. Give details of ongoing projects funded by external agencies. -

Funding agency	Amount (Rs.)	Duration (years)	Collaboration, if any
N.A	-	-	-

20. What are the basic and advanced facilities, available and (like botanical garden, field laboratories, animal house, computing facility, major equipment, mortuary, post mortum facilities experimental surgery and medicine facilities *etc.*) acquired over the years?

Computers with Printers.

21. What is the total number of publications (add the list) of the department in the last five years?

G.Chandralekha Rao "Creative Writing in ESL classes" ELTAI journal Dec 2002.

Gowri Sivaraman see Appendix 1

Geetha see Appendix 1

M.Muraliganam see Appendix 1

Sujatha see Appendix 1

Swarnalatha see Appendix 1

Megaladevi see Appendix 1

22. Have any one of the teaching programmes been dropped because it lost its immediate relevance or because it was not viable?

No

23. What is the average work load in terms of actual contact lectures per week per teacher?
16 hours, per teacher, per 6-day order week

24. What is the average time spent by a teacher with students and how much time is spent on committees that deal with academic matters?
2-3 hours per day by a teacher
3-4 hours per week

25. Does the department monitor overall performance of students through regular assessments?

Yes ☒ No ☐

If yes, give methods and details of assessment.

A minimum of three monthly tests are conducted by the department; Apart from this a terminal exam and a Model exam are conducted by the college.

26. How do the teachers update themselves for discharging their teaching/research responsibilities? Give details.

By attending Refresher courses, Orientation courses, seminars, workshops, guest lectures, visiting British council, Adayar, American center, Connemara Library and conferences.

27. What is the annual budget allocation of the college to the department?
NA

28. How much of research funding has been generated by the teachers from other agencies? Nil

29. Do the teachers offer consultancy services and earn revenue for the college/department?

Yes ☐ No ☒ If yes, how much has been earned during the last two years?

30. Furnish the following details:

Particulars	UG	PG	Research
Ratio of applications to available seats (Related to concerned course)	-	N.A.	N.A.
Success rate (examination results)	-	N.A.	N.A.
Progression to higher education rate	N.A.	N.A.	N.A.
Employment rate	N.A.	N.A.	N.A.
Ratio of part-time teachers to full-time teachers	-	N.A.	N.A.
Ratio of academic staff to administrative staff	1:0	N.A.	N.A.

31. Furnish the following data :

- Ratio of students to teachers 65:1
- Number of research papers published details given in Appendix 1

32. Has the department received any special support for teaching or research?

Yes ☐ No ☒

33. Any other information which highlights the unique achievements of the department:
See Appendix 2

Appendix 1

Dr. Gowri Sivaraman

Books Edited

1. Joy Illimited
2. Footprints in the dew
3. Vintage Discourse
4. Selected Scenes from Shakespeare
5. Versatile Conclave
6. Reading for Pleasure
7. Tales from Shakespeare

Professional Experience

1. Lesson Writer, ICE, University of Madras (UG & PG Lessons in Major English) since 1987.
2. Lesson Writer, Annamalai University
3. Course Counsellor for PG Journalism and Mass Communication, B.A. History, M. A. English, Elective English, EEC, Radio Writing for IGNOU since 1995.
4. Guest faculty for Functional English at ESO since 1997
5. Guest faculty for Public Relations at ESO since 1999 and Sankara Netralaya since 2002.
6. Faculty for Technical Writing at Sankara Netralaya since 2002.

Ms. Geetha

1. School of Linguistics and Future studies, Jawaharlal Nehru University, New Delhi.
2. Organised a compare on port colonial literature: Politics, Poetics & Pratis; Jan 23-25; 2003.
3. Breaking the Law of Silence- A study of Nurrudin Farah's "MAPS".

Mr. Murali Ganam

Seminars and Conferences:

1. Attended the All India English Teachers' Conference- Madras 1990-91 and read a paper "Hemingway's Secular Religion in *The Old Man and the Sea*".
2. Attended the All India English Teachers' Conference-Anantapur Dec-1992 and read a paper titled "*Thakazhi's Chemmeen: A Critical Study*".
3. Attended the All India English Teachers' Conference- Hyderabad Dec-1993 and read a paper titled "Alkilons Portrait of a Woman : A Critical Study".
4. Attended the American Civilisation Course V at the American Studies Research Centre , Hyderabad, 1990.
5. Attended a Two day seminar on "Hemingway's Fiction in Film" at the American Studies Research Centre , Hyderabad, 1995.
6. Attended the seminar on "Indian English Women Writers" organized by the Department of English, 1996 and read a paper titled " A Critique of Jai Nimbkar's the Childless One" and "The Lost Child".
7. Attended the seminar on "Ideology in American fiction" organized by the American Studies Research Centre , Hyderabad, OCT-1996.
8. Attended the seminar on "Indian Novel with a Social purpose" organized by the Department of English, S.K. University, Ananthpur and read a paper " Social Consciousness in Verukkal ". April -1995.
9. Attended the seminar on "Modernism and After" organized by the Department of English, Waghire college Saswad Pune and read a paper " Strategites of Survival in Pinter's The Care Taker ". Feb -1997.
10. Attended the Two day seminar on "Indian English Drama" organized by the Department of English, S.K. University, Ananthpur and read a paper " Tendulkar silence! The Court in Session: A Critical Study ". Mar -1997.
11. Attended the seminar on "Indo Anglian Literature and the Indian Ethos" organized by the Department of English, Anamalai University, and read a paper " Kesava Reddy's He conquered the Jungle : Some Tentative Reflections ". Feb -2000.
12. Attended the seminar on "Translation and Literatures in Translation" organized by the Department of English, St. Joseph College, Trichy and read a paper " Social Concern in N.P. Mohammed's The Eye of God ". Jan -1997.
13. Attended the one day National seminar on "Post Modernism Trends and Theory " organized by the P.G. & Research Department of English, Pachaiyappas college and read a paper " Critique of Truman Capote's The Grass Harp: Some trends in Post Modernism ". Mar -2003.

Articles Published

"Hemingway's Secular Religion in *The Old Man and the Sea*" Published in the Indian Review of English Studies, S.V. University, Tirupathi, 1992.

"Review of Dr. A.S.D. Pillai's Post Modernism Published in The Indian Journal of Indian Writinh in English, 1993.

"Thakazhi's Chemmeen : A critical study" published in The Indian Journal of English Studies, 1993.

"Atheism in Hemingway's To Have and Have Not" published in the Research bulletin of Gulbarga University, Jan-1995.

"Manifestations of Menance in Pinter's The Birthday Party" published in the Research bulletin of Gulbarga University, Jan-1996.

"Strategie's of Survival in Pinter's Caretaker" published in The Indian Journal of English Studies, 1997.

"A Critique of Jai Nimbkar's The Lost Child" and "Lotus Leaves"
Published in Scoria-1997.

"Symphony (Collection of essays) edited by Prof. Balrama Gupta and M. Murali Ganam, Emerald Publishers, Chennai.

"In Absence of Religion" Published in the college magazine D.G. Vaishnav College 2001-2002.

Professional Experience

Board of Examiners, Chairman, P.G. Examinations, Gulbarga University, Karnataka.

Board of Examiners, Member, P.G. Examinations, University of Mysore, Karnataka.

Board of Examiners, Member, P.G. Examinations, University of Bangalore, Karnataka.

Board of Examiners, Member, P.G. Examinations, University of Mangalore, Karnataka.

Board of Examiners, Member, U.G. Examinations, University of Madras.

Membership in Professional Bodies

The American Studies Research Centre, Hyderabad.

The All India English Teachers' Association.

Dr. Swarna

1. Attended a National seminar on technique in poetry at P.S.G.R Krishnammal College and presented a paper on Derrida's poetry – 23rd Sep 2002.
2. Attended a National seminar "Voice of the Voiceless" held at Loyola college chennai (10th & 11th Jan 2003) and presented a paper on Mahasweta Devi.
3. Presented a paper on Nagarjuna's Deconstruction philosophy at the National seminar held in Pachaiyappa's College on 29.03.2003.
4. Attended the ELTAI 33rd Annual conference held on 1.2.2002 at the Loyola College, Chennai.
5. Attended the ELTAI 34th Annual conference held on 31st Jan and 1st Feb, 2003 at WCC, Chennai.

6. Delivered a guest lecture on Post-Structuration and Deconstruction to M.A. students of Ethiraj College on March 2003.

Mrs. Sujatha

Title of the paper	Seminar	Venue	Date
Mythical study of R.K.Narayan's the Man-Eater of Malgudi.	R.K. Narayan	The British Council	18-07-2001
Symbolism in D.G.Rossetti's The Goblin market.	Poetry	PSGR Krishnammal college	SEP 2002
The Theme of Oppression In Manoj das "The Owl"	Voices of the voiceless	Loyola college	10 JAN 2003
Story telling a theatrical Presentation.	Narrative Techniques	Carrot Books (Hindi Prachar Sabha)	2002

STUDENT ORIENTATION PROGRAMMES

- June 26th and 27th 2003 - Soka – Ikeda Arts and Science College
 July 2003 - Annai Velankanni Arts and Science College.

1. Helped in organizing seminar on Common wealth literature, April 2003, D.G.V.College.
2. Participated in ELTAI conference at Loyola and WCC, 2002 and 2003.

Mrs. Megala Devi

1. Attended a national seminar on Post modernism trend and theory on 29th April 2003, Conducted by the Post Graduate and Research Department of English Pachaiyapps's College, Chennai – 600 030.
2. Helped in organizing seminar on Common wealth literature, April 2003, D.G.V.College.

Appendix 2

For the NAAC Self Analysis Report

1. Meeting organized by the department
 - a. Seminar on Rabindranath Tagore 1997.
 - b. Seminar on Sarojini Naidu 1998.
 - c. Workshop on Research – its process and product held on January 28, 2002. Resource person : Dr.A.Raman, University of Sydney, Orange, Australia. The workshop was conducted under the auspices of the fulbright, USEFI, Chennai.

- d. Seminar on Common wealth literature : A transcultural and Social phenomenon, held on April 3, 2003. Teachers from city colleges attended the programme eminent people from famous publishing houses in Chennai and media people too attended it.
- e. Inter Collegiate Programme of guest lectures entitled Impressions and Expressions held in October, 2003.

2. Any other details you think that will project the image of the department or the faculty members.

- a. The proceedings of the seminar on Rabindranath tagore and the papers presented during the sessions have been published as a book.
- b. Following the instructions given by the former principal, Dr. S.P. Rajagopalan, a grammar description and exercise book for the benefit of the students was published. The book was entitled "grammar and composition" (For Private Circulation only).
- c. Every year, competitions are conducted for our college students in the following categories :
 - i) Debate
 - ii) Essay writing
 - iii) Creative writing
 - iv) Once every year an Inter collegiate competition "Sky Lark" is conducted.
 - v) Since last year, 2002, Play presentation has become a part of the association activities.

III. Inputs from the Departments

1. Name and address of the department: Department of Hindi
2. Telephone number/s: 24754349 Ext : 124
3. Date of establishment of the department: 1964
4. Built-up area of the department 10,050 sq. ft
5. List the different programmes (Level of Study = Certificate/ Diploma/ UG/PG Diploma/PG/ M.Phil./ Ph.D. etc. or equivalent) offered by the department together with the details required below:

Programme	Level of study	Cut-off marks at entry level in %	Student strength
Hindi (language)	UG	-	Day = 265 Eve = 491

6. Number of teaching, technical and administrative staff of the department.

	Male	Female	Total
Total no. of teachers	07	0	07
Teachers with Ph.D. or equivalent as the highest qualification	03	-	03
Teachers with PG or equivalent as the highest qualification	01	-	01
Teachers with other specific eligible qualification(specify) M.Phil.	03	-	03
Technical staff	-	-	-
Administrative staff	-	-	-

7. Does the department have academic, administrative and financial autonomy?

	Yes	No
Academic matters	<input type="checkbox"/>	<input checked="" type="checkbox"/>
Administration	<input type="checkbox"/>	<input checked="" type="checkbox"/>
Finance	<input type="checkbox"/>	<input checked="" type="checkbox"/>

If yes, what extent?

8. Number of students in the department during the current year:

	Female	Male	Total
Students from the same state where the college is located	Day = 14 Eve = 18	Day = 251 Eve = 473	Day = 265 Eve = 491
Students from other states of India	-	-	-
NRI students	-	-	-
Other overseas students	-	-	-
Grand Total	Day = 14 Eve = 18	Day = 251 Eve = 473	Day = 265 Eve = 491

9. Is there a method of assessing the students' academic standing in order to provide enrichment and/or remedial courses?

Yes ☒ No ☐

10. Furnish the following details(in figures):

- Books in the department library: N.A
- Journals/periodicals subscribed by the department: N.A
- Computers in the department: One(1)
- Research projects completed during the last three years and their total outlay: 1 Ph.D
(Dr.R.S.Singh)
12 Feb 03
- Ongoing research projects 6 Ph.D
- Teachers who have attended national/international seminars during the last two years : Dr. H.N.Pandey,
Dr.R.S.Singh,
Sri A.K.Dwivedi
and Sri Manoj
Kumar
- Teachers who have been resource persons at workshops/seminars during the last two years : Dr. H.N.Pandey at
National Seminar
organized by
Dept. of Hindi,
University of
Madras

11. Details of the last two batches of students:

	2003 Batch 1			2002 Batch 2		
	UG	PG	Total	UG	PG	Total
Admitted to the programme (entry year)	D - 201 E - 199	NA	D - 201 E - 199		NA	
Drop-outs	D - 11 E - Nil	NA	D - 11 E - Nil		NA	
Appeared for the final year exam	D - 190 E - 199	NA	D - 190 E - 199		NA	
Passed in the final exam	D - 165 E - 190	NA	D - 165 E - 190		NA	
Passed in first class	D - 41 E - 51	NA	D - 41 E - 51		NA	
University ranks, if any	D - 15 E - 02	NA	D - 15 E - 02	D - 15 E - 07	NA	D - 15 E - 07

12. What is the sanctioned teaching staff strength and the present position?

Sanctioned: 7

Filled: 7

13. How often were national/international seminars, workshops etc. organised at the department?

Organised National Seminar on Pushti margiya Literature (sponsored by UGC) on 5th and 6th September 2003

14. Are there any international or national links/collaborations for teaching, research or both?

No

15. List the teaching staff, with their designations, qualifications, fields of specialisation, years of experience, age and sex (in the descending order of seniority) :

Name of the Teaching staff	Designation	Highest Qual.	Specialisation	Age	Sex
Dr. H.N. Pandey	Reader	Ph.D	Poetry	49	M
Dr.R.S. Singh	Reader	Ph.D	Poetry	52	M
Dr. L.R.Yadav	Lecturer	Ph.D	Modern Lit.	38	M
Sri A.K. Dwivedi	Lecturer	M.Phil	Comparative	36	M
Sri A.K.Tiwari	Lecturer	Ph.D	Fiction	36	M
Sri Manoj Kumar	Lecturer	M.Phil	Poetry	26	M
Sri Sunil Patil	Lecturer	M.Phil	Fiction & translation	28	M

- (b) Experience of the teachers:

Name of the Teacher					Research
	UG	PG	UG	PG	
Dr. H.N. Pandey	20	2	-	-	6
Dr.R.S. Singh	15	-	-	-	-
Dr. L.R.Yadav	08	-	-	-	-
Sri A.K. Dwivedi	04	-	-	-	-
Sri A.K.Tiwari	04	-	-	-	-
Sri Manoj Kumar	02	-	-	-	-
Sri Sunil Patil	03	-	-	-	-

16. How many from the teaching staff have received national/international recognition as fellows, awardees etc.?
Nil

17. What percentage of the faculty are in active research (guiding research scholars, operating projects, publishing regularly, etc.)?
Dr. H.N.Pandey

18. List the major thrust areas within the subject in which research activities are being pursued.

- Premchand aur unke Upanyas
- Bharatendu aur Bharatiyar
- Mannu Bhandari ke Upanyas mein Samajik Chetana
- Jaishankar Prasad aur Dinakar

19. Give details of ongoing projects funded by external agencies.

Funding agency	Amount (Rs.)	Duration (years)	Collaboration, if any
-	-	-	-
-	-	-	-

20. What are the basic and advanced facilities, available and (like botanical garden, field laboratories, animal house, computing facility, major equipment, mortuary, post mortum facilities experimental surgery and medicine facilities *etc.*) acquired over the years?

Computer + Printer, Hindilleap software available and used for Research work.

21. What is the total number of publications (add the list) of the department in the last five years?

The Department has several publications to its credit.

22. Have any one of the teaching programmes been dropped because it lost its immediate relevance or because it was not viable?

No

23. What is the average work load in terms of actual contact lectures per week per teacher?

16 hours per day week

24. What is the average time spent by a teacher with students and how much time is spent on committees that deal with academic matters?

4 hours with students per day, 4 hours per week.

25. Does the department monitor overall performance of students through regular assessments?

Yes ☒ No ☐

If yes, give methods and details of assessment.

Weekly and monthly test

26. How do the teachers update themselves for discharging their teaching/research responsibilities? Give details.

Attending Seminars and Refresher courses

27. What is the annual budget allocation of the college to the department?

Rs.5000 for books

28. How much of research funding has been generated by the teachers from other agencies?

Nil

29. Do the teachers offer consultancy services and earn revenue for the college/department?

Yes ☐ No ☒

If yes, how much has been earned during the last two years?

30. Furnish the following details:

Particulars	UG	PG	Research
Ratio of applications to available seats (Related to concerned course)	N.A	N.A	N.A
Success rate (examination results)	N.A	N.A	N.A
Progression to higher education rate	N.A.	N.A.	N.A
Employment rate	N.A.	N.A.	N.A
Ratio of part-time teachers to full-time teachers	N.A	N.A	N.A
Ratio of academic staff to administrative staff	1:0	-	-

31. Furnish the following data :

- Ratio of students to teachers 50:1
- Number of research papers published

32. Has the department received any special support for teaching or research?

Yes ☐ No ☒

33. Any other information which highlights the unique achievements of the department:
Nil

III. Inputs from the Departments

1. Name and address of the department: Department of Sanskrit
2. Telephone number/s: 24754349 Ext : 127
3. Date of establishment of the department: 1964
4. Built-up area of the department 1200 sq.ft
5. List the different programmes (Level of Study = Certificate/ Diploma/ UG/PG Diploma/PG/ M.Phil./ Ph.D. etc. or equivalent) offered by the department together with the details required below:

Programme	Level of study	Cut-off marks at entry level in %	Student strength
Sanskrit (language)	U.G	NA	Day = 50 Eve = 203

6. Number of teaching, technical and administrative staff of the department.

	Male	Female	Total
Total no. of teachers	4	0	4
Teachers with Ph.D. or equivalent as the highest qualification	1	0	1
Teachers with PG or equivalent as the highest qualification	1	0	0
Teachers with other specific eligible qualification(M.Phil)	3	0	3
Technical staff	0	0	0
Administrative staff	0	0	0

7. Does the department have academic, administrative and financial autonomy?

	Yes	No
Academic matters	<input checked="" type="checkbox"/>	<input type="checkbox"/>
Administration	<input checked="" type="checkbox"/>	<input type="checkbox"/>
Finance	<input type="checkbox"/>	<input checked="" type="checkbox"/>

If yes, what extent?

Academic matters: Though the syllabi are given by the University and the examinations are conducted by the University, there exists a flexibility in arranging regular classes,

remedial classes for weak students, guest lectures for motivating both staff and students. The department also monitors the academic progress of the students by regular tests. Administrative matters: The work load allocation, organisation of tests and other programmes are decided collectively by the members of the department

8. Number of students in the department during the current year:

	Female	Male	Total
Students from the same state where the college is located	Day = 02 Eve = 31	Day = 48 Eve = 172	Day = 50 Eve = 203
Students from other states of India	0	10	10
NRI students	-	-	-
Other overseas students	-	-	-
Grand Total	33	230	263

9. Is there a method of assessing the students' academic standing in order to provide enrichment and/or remedial courses?

Yes ☒ No ☐

10. Furnish the following details(in figures):

- Books in the department library: No Department Library.
- Journals/periodicals subscribed by the department: Journals and Periodicals are subscribed only by the General Library
- Computers in the department: 0
- Research projects completed during the last three years and their total outlay: 0
- Ongoing research projects 0
- Teachers who have attended national/international seminars during the last two years : 1
- Teachers who have been resource persons at workshops/seminars during the last two years : 0

11. Details of the last two batches of students:

2003 Batch 1				2002 Batch 2		
	UG	PG	Total	UG	PG	Total
Admitted to the programme (entry year)	D - 29 E - 122	NA	D - 29 E - 122		NA	
Drop-outs	D - Nil E - Nil	NA	D - Nil E - Nil		NA	
Appeared for the final year exam	D - 29 E - 122	NA	D - 29 E - 122		NA	
Passed in the final exam	D - 29 E - 09	NA	D - 29 E - 09		NA	
Passed in first class	D - 11 E - 08	NA	D - 11 E - 08		NA	
University ranks, if any	D - 05 E - 03	NA	D - 05 E - 03	D - 05 E - 08	NA	D - 05 E - 08

12. What is the sanctioned teaching staff strength and the present position?

Sanctioned: 4

Filled: 4

13. How often were national/international seminars, workshops etc. organised at the department?

Nil

14. Are there any international or national links/collaborations for teaching, research or both?

Nil

15. (a) List the teaching staff, with their designations, qualifications, fields of specialisation, years of experience, age and sex (in the descending order of seniority) :

Name of the Teaching staff	Designation	Highest Qual.	Specialisation	Age	Sex
L.Kumaraswamy	Reader	Ph.D	Sahithya and Alankara	48	M
V.Sowmyanarayanan	Lecturer	M.Phil	Sahithya	32	M
S.Ganesh	Lecturer	M.Phil.	Sahithya	31	M
Ramachandra Sekar	Lecturer	M.Phil.	Sahithya	29	M

- (b) Experience of the teachers:

Name of the Teacher					Research
	UG	PG	UG	PG	
L.Kumaraswamy	25	-	-	-	-
V.Sowmyanarayanan	2	-	-	-	-
S.Ganesh	4	-	-	-	-
Ramachandra Sekar	2	-	-	-	-

16. How many from the teaching staff have received national/international recognition as fellows, awardees etc.? Nil
17. What percentage of the faculty are in active research (guiding research scholars, operating projects, publishing regularly, etc.)? Nil
18. List the major thrust areas within the subject in which research activities are being pursued.
- Sahitya
 - Alankara
19. Give details of ongoing projects funded by external agencies.

Funding agency	Amount (Rs.)	Duration (years)	Collaboration, if any
-	-	-	-

20. What are the basic and advanced facilities, available and (like botanical garden, field laboratories, animal house, computing facility, major equipment, mortuary, post

martum facilities experimental surgery and medicine facilities etc.) acquired over the years?
Nil

21. What is the total number of publications (add the list) of the department in the last five years?
Nil

22. Have any one of the teaching programmes been dropped because it lost its immediate relevance or because it was not viable?
No

23. What is the average work load in terms of actual contact lectures per week per teacher?
16 Hours per 6 day week per teacher.

24. What is the average time spent by a teacher with students and how much time is spent on committees that deal with academic matters?
30+5 hrs

25. Does the department monitor overall performance of students through regular assessments?

Yes ☒ No ☐

If yes, give methods and details of assessment.

Monthly tests, recitations and pre-announced students' presentations

26. How do the teachers update themselves for discharging their teaching/research responsibilities? Give details.

By interacting with other colleges like the sanskrit college, University department- Madras University, Department of sanskrit at Vivekananda College, Chennai ..etc

27. What is the annual budget allocation of the college to the department?

Day : N.A

Eve : Rs.2,500 for books

28. How much of research funding has been generated by the teachers from other agencies?

29. Do the teachers offer consultancy services and earn revenue for the college/department?

Yes ☐ No ☒

If yes, how much has been earned during the last two years?

30. Furnish the following details:

Particulars	UG	PG	Research
Ratio of applications to available seats (Related to the concerned course)	N.A	N.A	N.A
Success rate (examination results)	98%	N.A	N.A
Progression to higher education rate	N.A.	N.A	N.A
Employment rate	N.A.	N.A	N.A
Ratio of part-time teachers to full-time teachers	3:1	N.A	N.A
Ratio of academic staff to administrative staff	4:0	N.A	N.A

31. Furnish the following data :

- Ratio of students to teachers 50:1
- Number of research papers published

32. Has the department received any special support for teaching or research?

Yes ☐ No ☒

33. Any other information which highlights the unique achievements of the department:

The teachers of the department are keeping themselves abreast with the modern research done in the field of Sanskrit and Indology and information so gathered is imparted to the young students of the college with the intention of moulding their character in the background of our ancient Indian culture.

III. Inputs from the Departments

1. Name and address of the department: Department of Telugu
2. Telephone number/s: 24754349 Ext 127
3. Date of establishment of the department: 1964
4. Built-up area of the department in sq. m. 650 SqFt
5. List the different programmes (Level of Study = Certificate/ Diploma/ UG/PG Diploma/PG/ M.Phil./ Ph.D. etc. or equivalent) offered by the department together with the details required below:

Programme	Level of study	Cut-off marks at entry level in %	Student strength
U.G. Programme	Part I language	Just pass in +2	BA - 5 B.Sc - 4 B.Com - 2

6. Number of teaching, technical and administrative staff of the department.

	Male	Female	Total
Total no. of teachers	1	-	1
Teachers with Ph.D. or equivalent as the highest qualification	1	-	1
Teachers with PG or equivalent as the highest qualification	-	-	-
Teachers with other specific eligible qualification(specify)	-	-	-
Technical staff	-	-	-
Administrative staff	-	-	-

7. Does the department have academic, administrative and financial autonomy?

	Yes	No
Academic matters	<input checked="" type="checkbox"/>	<input type="checkbox"/>
Administration	<input checked="" type="checkbox"/>	<input type="checkbox"/>
Finance	<input type="checkbox"/>	<input checked="" type="checkbox"/>

If yes, what extent?

Conducting the classes, examinations, literacy meetings, competitions etc.

8. Number of students in the department during the current year:

	Female	Male	Total
Students from the same state where the college is located	4	7	11
Students from other states of India	-	-	-
NRI students	-	-	-
Other overseas students	-	-	-
Grand Total	4	7	11

9. Is there a method of assessing the students' academic standing in order to provide enrichment and/or remedial courses?

Yes ☒ No ☐

10. Furnish the following details(in figures):

- Books in the department library: -
- Journals/periodicals subscribed by the department: -
- Computers in the department: -
- Research projects completed during the last three years and their total outlay: -
- Ongoing research projects -
- Teachers who have attended national/international seminars during the last two years : 1
- Teachers who have been resource persons at workshops/seminars during the last two years : 1

11. Details of the last two batches of students:

2003				2002		
Batch 1				Batch 2		
	UG	PG	Total	UG	PG	Total
Admitted to the programme (entry year)	D - 16 E - Nil	NA	D - 16 E - Nil		NA	
Drop-outs	D - Nil E - Nil	NA	D - Nil E - Nil		NA	
Appeared for the final year exam	D - 16 E - Nil	NA	D - 16 E - Nil		NA	
Passed in the final exam	D - 13 E - Nil	NA	D - 13 E - Nil		NA	
Passed in first class	D - 03 E - Nil	NA	D - 03 E - Nil		NA	
University ranks, if any	D - Nil E - Nil	NA	D - Nil E - Nil	D - Nil E - Nil T - Nil	NA	D - Nil E - Nil T - Nil

12. What is the sanctioned teaching staff strength and the present position?

Sanctioned: 1

Filled: 1

13. How often were national/international seminars, workshops etc. organised at the department?

-

14. Are there any international or national links/collaborations for teaching, research or both?

15. List the teaching staff, with their designations, qualifications, fields of specialisation, years of experience, age and sex (in the descending order of seniority) :

Name of the Teaching staff	Designation	Highest Qual.	Specialisation	Age	Sex
K.Nagabhushanam	Reader & H.O.D	Ph.D.	Literature	51	M

- (b) Experience of the teachers:

Name of the Teacher					Research
	UG	PG	UG	PG	
K.Nagabhushanam	13 years	-	-	-	-

16. How many from the teaching staff have received national/international recognition as fellows, awardees etc.?
Nil

17. What percentage of the faculty are in active research (guiding research scholars, operating projects, publishing regularly, etc.)?
H.O.D is applying for Recognition for Ph.D Guidance.

18. List the major thrust areas within the subject in which research activities are being pursued.
Fiction, Poetry and criticism areas will be taken for research after getting permission for research guidance.

19. Give details of ongoing projects funded by external agencies.

Funding agency	Amount (Rs.)	Duration (years)	Collaboration, if any
Nil	-	-	-
Nil	-	-	-

20. What are the basic and advanced facilities, available and (like botanical garden, field laboratories, animal house, computing facility, major equipment, mortuary, post mortum facilities experimental surgery and medicine facilities etc.) acquired over the years?
NA

21. What is the total number of publications (add the list) of the department in the last five years?

22. Have any one of the teaching programmes been dropped because it lost its immediate relevance or because it was not viable?
No

23. What is the average work load in terms of actual contact lectures per week per teacher?
18 hours

24. What is the average time spent by a teacher with students and how much time is spent on committees that deal with academic matters?
With students : 18 hours
On committees : 12 hours

25. Does the department monitor overall performance of students through regular assessments?
Yes ☒ No ☐

If yes, give methods and details of assessment.
By conducting debates quiz programmes and monthly tests.

26. How do the teachers update themselves for discharging their teaching/research responsibilities? Give details.
By attending the Refresher courses, Seminars at National Level, going through the Literacy Journals and Research.

27. What is the annual budget allocation of the college to the department?
Rs.2,000 /- for books

28. How much of research funding has been generated by the teachers from other agencies?
Nil

29. Do the teachers offer consultancy services and earn revenue for the college/department?
Yes ☐ No ☒

If yes, how much has been earned during the last two years?

30. Furnish the following details:

Particulars	UG	PG	Research
Ratio of applications to available seats	4:1	-	-
Success rate (examination results)	100%	-	-
Progression to higher education rate	80%	-	-
Employment rate	30%	-	-
Ratio of part-time teachers to full-time teachers	-	-	-
Ratio of academic staff to administrative staff	-	-	-

31. Furnish the following data :

- Ratio of students to teachers
- Number of research papers published

10:1

5

32. Has the department received any special support for teaching or research?

Yes ☐ No ☒

33. Any other information which highlights the unique achievements of the department:

Dr.K.Nagabhushanam, Reader & Head of the Dept of Telugu is contributing Poetry, Short stories, Essays etc., to the leading Telugu journals. He is participating in Poets Meet and Ashtavadhanams – Giving Lectures in literary Meetings – Rendering literary Talks and Own poetry on All India Radio, Chennai - Participating as a Resource person in Refresher courses conducted by other Universities including Tamil University, Tanjore – Translating Poetry and Short-stories from Tamil to Telugu. He is striving whole – heartedly to keep the reputation of the institution high.

Dr. K. Nagabhushanam	100%	100%	100%
Dr. K. Nagabhushanam	100%	100%	100%
Dr. K. Nagabhushanam	100%	100%	100%
Dr. K. Nagabhushanam	100%	100%	100%
Dr. K. Nagabhushanam	100%	100%	100%
Dr. K. Nagabhushanam	100%	100%	100%
Dr. K. Nagabhushanam	100%	100%	100%
Dr. K. Nagabhushanam	100%	100%	100%
Dr. K. Nagabhushanam	100%	100%	100%
Dr. K. Nagabhushanam	100%	100%	100%

	Male	Female	Total
Dr. K. Nagabhushanam	10	10	20
Dr. K. Nagabhushanam	10	10	20
Dr. K. Nagabhushanam	10	10	20
Dr. K. Nagabhushanam	10	10	20
Dr. K. Nagabhushanam	10	10	20
Dr. K. Nagabhushanam	10	10	20
Dr. K. Nagabhushanam	10	10	20
Dr. K. Nagabhushanam	10	10	20
Dr. K. Nagabhushanam	10	10	20
Dr. K. Nagabhushanam	10	10	20

34. How the department have working, attendance and financial resources?

	Yes	No
Attendance	<input type="checkbox"/>	<input checked="" type="checkbox"/>
Financial resources	<input type="checkbox"/>	<input checked="" type="checkbox"/>
Working	<input type="checkbox"/>	<input checked="" type="checkbox"/>

III. Inputs from the Departments

1. Name and address of the department : Department of Mathematics
2. Telephone number/s: 24754349 Ext :132
3. Date of establishment of the department: Day: July 1964(B.Sc), 1980(M.Sc),
2001(M.Phil)
Eve: 1996(B.Sc) 1999(M.Sc. App. Maths)
4. Built-up area of the department : 5700 sq. ft
5. List the different programmes (Level of Study = Certificate/Diploma/UG/PG Diploma/PG/M. Phil./Ph. D. etc. or equivalent) offered by the department together with the details required below:

Programme	Level of Study	Cut-off marks at entry level in %	Student strength
M. Phil	M. Phil	60%	4
M. Sc. (Maths)	PG	60%	26
M. Sc. (Applicable Maths)	PG	60%	26
P.G. Evening	PG	N.A	50
B. Sc. (Maths)	UG	N.A	Day:240+324(Anci) Eve:124

6. Number of teaching, technical and administrative staff of the department:

	Male	Female	Total
Total no. of teachers	11	8	19
Teachers with Ph. D. or equivalent as the highest qualification	4	-	4
Teachers with PG or equivalent as the highest qualification	2	2	4
Teachers with other specific eligible qualification(specify) – M. Phil	5	6	11
Technical staff	-	-	-
Administrative staff	-	-	-

7. Does the department have academic, administrative and financial autonomy?

	Yes	No
Academic matters	<input type="checkbox"/>	<input checked="" type="checkbox"/>
Administration	<input type="checkbox"/>	<input checked="" type="checkbox"/>
Finance	<input type="checkbox"/>	<input checked="" type="checkbox"/>

If yes, what extent?

8. Number of students in the department during the current year:

	Female	Male	Total
Students from the same state where the college is located	Day:167 Eve:67	Day:474 Eve:104	Day:641 Eve:171
Students from other states of India	N.A	N.A	N.A
NRI students	N.A	N.A	N.A
Other overseas students	N.A	N.A	N.A
Grand Total	Day:167 Eve:67	Day:474 Eve:104	Day:641 Eve:171

9. Is there a method of assessing the students' academic standing in order to provide enrichment and/or remedial courses?

Yes ☒ No ☐

10. Furnish the following details (in figures):

- Books in the department library: **6000**
- Journals/periodicals subscribed by the department: **7**
- Computers in the department: **40**
- Research projects completed during the last three years and their total outlay: -
- Ongoing research projects: -
- Teachers who have attended nation/international seminars during the last two years:
 - 1) Dr.S.A.Settu had been invited as a Post Doc Fellow to CANADA
 - 2) Dr. M.Anmbudurai had attended an International Conference in CHINA and presented a paper.
- Teachers who have been resource persons at workshops/seminars during the last two years.

11. Details of the last two batches of students:

	2002 Batch 1			2003 Batch 2		
	UG	PG	Total	UG	PG	Total
Admitted to the programme (entry year)	Day:82 Eve:45	Day:24 Eve:NA	Day:108 Eve:46	Day:83 Eve:55	Day:26 Eve:NA	Day:109 Eve:55
Drop-outs	Day:07 Eve:02	Day:01 Eve:-NA	Day:10 Eve:03	Day:08 Eve:07	Day:02 Eve:-NA	Day:10 Eve:07
Appeared for the final year exam	Day:75 Eve:43	Day:23 Eve:-NA	Day:98 Eve:43	Day:75 Eve:48	Day:24 Eve:-NA	Day:99 Eve:48
Passed in the final exam	Day:21 Eve:06	NA	NA	NA	NA	NA
Passed in first class	Day:16 Eve:06	NA	NA	NA	NA	NA
University ranks, if any	Day:-Nil Eve:-Nil	Day:02 Eve:- NA	Day:02 Eve: NA	Day:00 Eve:01	Day:02 Eve:-NA	Day:02 Eve:01

12. What is the sanctioned teaching staff strength and the present position?

Sanctioned: 19
Filled: 19

13. How often were national/international seminars, workshops etc., organised at the department?
NIL

14. Are there any international or national links/collaborations for teaching, research or both?
NIL

15. (a) List the teaching staff, with their designations, qualifications, fields of specialisation, years of experience, age and sex (in the descending order of seniority):

Name of the Teaching staff	Designation	Highest Qual.	Specialisation	Age	Sex
Dr. R. Sattanathan	Reader	Ph. D.	Mathematical Modelling	47	Male
Dr. R. Govindarajan	Reader	Ph. D.	Reliability Models	46	Male
Sri P. S. Mani	Lecturer S. G.	M. Phil	-	49	Male
Dr. M. Anbu Durai	Reader	Ph. D.	Complex Analysis	44	Male
Dr. S. A. Settu	Reader	Ph. D.	Fourier Approximations	47	Male
Sri K. Narayanan	Lecturer S. G.	M. Phil	-	41	Male
Sri N. Jayanth Karthik	Lecturer	M. Phil	-	30	Male
Sri R. Sivaraman	Lecturer	M. Phil	-	28	Male
Sri T. R. Subramaniam	Lecturer	M. Phil	-	38	Male
Sri R. Venkataraman	Lecturer	M. Phil	-	38	Male
Ms. M. Devika	Lecturer	M. Phil	-	34	Female
Ms. D. Lalitha	Lecturer	M. Phil	-	43	Female
Ms. N. Hema	Lecturer	M. Phil	-	41	Female
Ms. T. Sridevi	Lecturer	M. Sc.	-	28	Female
Ms. V. Swapna	Lecturer	M. Sc.	-	25	Female
Sri R. Ganapathyraman	Lecturer	M. Sc.	-	33	Male
Ms. V. Sujatha	Lecturer	M. Phil	-	30	Female
Ms. S. U. Malini	Lecturer	M. Phil	-	30	Female
Ms. P. Chandrakala	Lecturer	M. Phil	-	28	Female

- b) Experience of the teachers:

Name of the Teacher			Research
	UG	PG	
Dr. R. Sattanathan	22	22	5
Dr. R. Govindarajan	22	22	5
Sri P. S. Mani	22	22	-
Dr. M. Anbu Durai	17	17	1

Dr. S. A. Settu	16	16	8
Sri K. Narayanan	12	8	1
Sri N. Jayanth Karthik	7	6	-
Sri R. Sivaraman	5	3	-
Sri T. R. Subramaniam	15	3	-
Sri R. Venkataramanan	11	3	-
Ms. M. Devika	6	3	-
Ms. D. Lalitha	17	2	-
Ms. N. Hema	17	5	-
Ms. T. Sridevi	4	4	-
Ms. V. Swapna	1	1	-
Sri R. Ganapathyraman	4	-	-
Ms. V. Sujatha	3	-	-
Ms. S. U. Malini	3	-	-
Ms. P. Chandrakala	5	3	-

16. How many from the teaching staff have received national/international recognition as fellow, awardees etc.?

Nil

17. What percentage of the faculty are in active research (guiding research scholars, operating projects, publishing regularly, etc.)?

20%

18. List the major thrust areas within the subject in which research activities are being pursued.

- Graph Theory
- Algebra
- Fourier Approximations
- Summability Theory
- Harmonic Functions

19. Give details of ongoing projects funded by external agencies. **Nil**

20. What are the basic and advanced facilities, available and (like botanical garden, field laboratories, animal house, computing facility, major equipment, mortuary, post mortum facilities experimental surgery and medicine facilities etc.) acquired over the years?

Fully equipped computer laboratory.

21. What is the total number of publications (add the list) of the department in the last five years?

10

22. Have any one of the teaching programmes been dropped because it lost its immediate relevance or because it was not viable?

Nil

23. What is the average workload in terms of actual contact lectures per week per teacher?
15 hrs per week
24. What is the average time spent by a teacher with students and how much time is spent on committees that deal with academic matters?
3 hrs per day
25. Does the department monitor overall performance of students through regular assessments?
Yes ☒ No ☐
If yes, give methods and details of assessment.
Conducting monthly tests and terminal exams.
26. How do the teachers update themselves for discharging their teaching/research responsibilities? Give details.
Reading journals and books.
27. What is the annual budget allocation of the college to the department?
Day: Rs.10,000 for books
Eve: Rs.25,000 for books, Rs. 13,46,500 for salary
28. How much of research funding has been generated by the teachers from other agencies? **Nil**
29. Do the teachers offer consultancy services and earn revenue for the college/department?
Yes ☐ No ☒
If yes, how much has been earned during the last two years?
30. Furnish the following details:

Particulars	UG	PG	Research
Ratio of applications to available seats	Day:6:1 Eve:	Day:5:1 Eve:	--
Success rate (examination results)	Day:37% Eve:46%	Day:46% Eve:74%	--
Progression to higher education rate	Day:25% Eve:20%	Day:15% Eve:20%	--
Employment rate	Day:50% Eve:40%	Day:85% Eve:40%	--
Ratio of part-time teachers to full-time teachers	Day:11 FT Eve:5:4	--	--
Ratio of academic staff to administrative staff	100% Academic staff	--	--

31. Furnish the following data:

Ratio of students to teachers

50 : 1

Number of research papers published

10

32. Has the department received any special support for teaching or research?

Yes

☐

No

☒

33. Any other information which highlights the unique achievements of the department.
An International Conference was held on the Department in 1998/99.

Programme	Level of study	Cut-off marks at entry level in %	Student strength
B.Sc (General) major	U.G.	60%	Day - 133
B.Sc (Hons)	U.G.	60%	Day - 136
M.Sc (General)	P.G.	60%	25

Number of teaching, technical and administrative staff of the department

	Male	Female	Total
Total no. of teachers	8	13	21
Teachers with Ph.D. or equivalent to the highest qualification	1	-	1
Teachers with PG or equivalent to the highest qualification	6	13	21
Teachers with other specific eligible qualifications (specify M.Phil, M.Ed, NET, etc.)	3	9	12
Technical staff	3	-	3
Administrative staff	10	-	10

34. Does the department have academic, administrative and financial autonomy?

	Yes	No
Academic autonomy	<input checked="" type="checkbox"/>	<input type="checkbox"/>
Administrative autonomy	<input checked="" type="checkbox"/>	<input type="checkbox"/>
Financial autonomy	<input type="checkbox"/>	<input checked="" type="checkbox"/>

III. Inputs from the Departments

1. Name and address of the department: Department of Physics
2. Telephone number/s: 24754349 Ext: 133
3. Date of establishment of the department: Day: June 1964
Eve: 1984
4. Built-up area of the department in sq. m. 600 m²
5. List the different programmes (Level of Study = Certificate/ Diploma/ UG/PG Diploma/PG/ M.Phil./ Ph.D. etc. or equivalent) offered by the department together with the details required below:

Programme	Level of study	Cut-off marks at entry level in %	Student strength
B.Sc(Physics) main	U.G.	65%	Day - 152 Eve - 136
B.Sc (Allied)	U.G.	65%	98
M.Sc(Physics)	P.G.	65%	47

6. Number of teaching, technical and administrative staff of the department.

	Male	Female	Total
Total no. of teachers	6	15	21
Teachers with Ph.D. or equivalent as the highest qualification	1	-	1
Teachers with PG or equivalent as the highest qualification	6	15	21
Teachers with other specific eligible qualification(specify)M.Phil.,M.Ed,SLET/NET (CSIR)	3	9	12
Technical staff	3	-	3
Administrative staff	Nil	-	-

7. Does the department have academic, administrative and financial autonomy?

	Yes	No
Academic matters	<input checked="" type="checkbox"/>	<input type="checkbox"/>
Administration	<input checked="" type="checkbox"/>	<input type="checkbox"/>
Finance	<input type="checkbox"/>	<input checked="" type="checkbox"/>

If yes, what extent?

Certain amount of autonomy exists in arranging Lectures, Practical hours, Guest Lectures, Workshops, etc., and in Organising monthly tests.
The Head of the department determines the work load, time table, conduct of practicals in consultation with the other colleagues in the department.

8. Number of students in the department during the current year:

	Female	Male	Total
Students from the same state where the college is located	Day - 53	Day - 197	Day - 250
	Eve - 34	Eve - 148	Eve - 182
Students from other states of India	Eve - 2	Eve - 1	Eve - 3
NRI students	Nil	Nil	Nil
Other overseas students	Nil	Nil	Nil
Grand Total	89	346	435

Grand Total : 432

9. Is there a method of assessing the students' academic standing in order to provide enrichment and/or remedial courses?

Yes ☒ No ☐

Monthly tests for every class and for every course- done at Department level and the model exam centrally organised in the college.

10. Furnish the following details(in figures):

- Books in the department library: 350
- Journals/periodicals subscribed by the department: 24
- Computers in the department: 8
- Research projects completed during the last three years and their total outlay: -
- Ongoing research projects -
- Teachers who have attended national/international seminars during the last two years : Nil
- Teachers who have been resource persons at workshops/seminars during the last two years : 1

11. Details of the last two batches of students:

2002				2003		
Batch 1			Batch 2			
	UG	PG	Total	UG	PG	Total
Admitted to the programme	Day: 54 Eve: 36	Day: NA Eve: 13	Day: 54 Eve: 49	Day: 49 Eve: 34	Day: NA Eve: 19	Day: 49 Eve: 53
Drop-outs	Day: 06 Eve: 02	Day: - Eve: 02	Day: 06 Eve: 04	Day: 05 Eve: 05	Day: - Eve: 0	Day: 05 Eve: 05
Appeared for the final year exam	Day: 48 Eve: 34	Day: - Eve: 11	Day: 48 Eve: 45	Day: 44 Eve: 29	Day: - Eve: 19	Day: 44 Eve: 48
Passed in the final exam	Day: 16 Eve: 21	Day: - Eve: 00	Day: 16 Eve: 21	Day: 14 Eve: 12	Day: - Eve: 3	Day: 14 Eve: 15
Passed in first class	Day: NA Eve: NA	Day: NA Eve: NA	Day: NA Eve: NA	Day: NA Eve: NA	Day: NA Eve: NA	Day: NA Eve: NA
University ranks, if any	Day: NA Eve: NA	Day: NA Eve: NA	Day: NA Eve: NA	Day: 01 Eve: 00	Day: - Eve: 02	Day: 01 Eve: 02

12. What is the sanctioned teaching staff strength and the present position?

Sanctioned: 21
Filled: 21

13. How often were national/international seminars, workshops etc. organised at the department?

14. Are there any international or national links/collaborations for teaching, research or both? No

- 15) List the teaching staff, with their designations, qualifications, fields of specialisation, years of experience, age and sex (in the descending order of seniority) :

Name of the Teaching staff	Designation	Highest Qual.	Specialisation	Age	Sex
Shri.B.Krishnan	Principal	M.Phil	Physics	55	M
Dr.R.Jagannathan	H.O.D (i/c)	Ph.D	Physics	53	M
Mrs.D.Syamala	Lecturer	M.Sc.,... M.E., M.Phil	Physics	33	F
Mrs D.Uthra	Lecturer	M.Sc.,	Physics	30	F
Mrs.R.Vasanthi	Lecturer	M.Phil.	Physics	37	F
Mrs.B.Anita	Lecturer	M.Sc.	Physics	27	F
Mrs.R.Rathikha	Lecturer	M.Phil.	Physics	27	F
Mrs.V.Renganayaki	Lecturer	M.Sc	Physics	27	F
Mrs.A.Kala	Lecturer	M.Phil.	Physics	31	F
Mrs.Gayathree Mohan	Lecturer	M.Phil.	Physics	31	F
Mrs.G.Sreekumari	Lecturer	M.Phil.	Physics	39	F
Mrs.R.Rajalakshmi	Lecturer	M.Phil.	Physics	27	F
Mr.R.Magesh	Lecturer	M.Sc	Electronic Sciences	27	M
Mr.G.Ashok	Lecturer	M.Phil.	Physics	24	M
Mr.J.Balaji	Lecturer	M.Sc	Physics	23	M
Mr.L.T.V.Vasanth Gopalan	Lecturer	M.Sc	Applied Physics	23	M
Mrs.V.Sangeetha	Lecturer	M.Phil	Physics	28	F
Ms.B.Sylaja	Lecturer	M.Sc	Physics	29	F
Ms.J.Mary Linet	Lecturer	M.Phil	Physics	23	F
Ms R.Uma	Lecturer	M.Sc	Physics	23	F
Ms S.Priya	Lecturer	M.Sc	Physics	23	F

(b) Experience of the teachers:

Name of the Teacher	Experience in other colleges		Exp. In this college		Research
	UG	PG	UG	PG	
Shri.B.Krishnan			34	3	
Dr.R.Jagannathan		20	30	3	2
Mrs D.Syamala			7	3	
Mrs.D.Uthra			6	2	
Mrs.R.Vasanthi	3.5		6	3	
Mrs.B.Anita			4	3	
Mrs.R.Rathikha			4	3	
Mrs.V.Renganayaki	1		3	3	
Mrs.A.Kala	4		3	3	
Mrs.Gayathree Mohan	2	2	2.5	2.5	
Mrs.Sreekumari	1		2.5	2.5	
Mrs.R.Rajalakshmi			2.5	2.5	
Mr.R.Magesh			2.5	2.5	
Mr.G.Ashok			10 months	10 months	
Mr.J.Balaji			9 months	9 months	
Mr.L.T.V.Vasanth Gopalan			3 months	2 months	
Mrs.V.Sangeetha	2		3 months		
Miss.B.Sylaja	2	2	3 months		
Miss.J.Mary Linet	6 months		3 months		
Miss R.Uma			2 months	2 months	
Miss S.Priya			2 months	2 months	

16. How many from the teaching staff have received national/international recognition as fellows, awardees etc.? –

17. What percentage of the faculty are in active research (guiding research scholars, operating projects, publishing regularly, etc.)

a) 5%

b) 43% of the Staff members have registered and are working towards their Doctoral (Ph.D) programme.

18. List the major thrust areas within the subject in which research activities are being pursued.

- 1) Materials science
- 2) Theoretical Physics

19. Give details of ongoing projects funded by external agencies. -

Funding agency	Amount (Rs.)	Duration (years)	Collaboration, if any
-	-	-	-
-	-	-	-

20. What are the basic and advanced facilities, available and (like botanical garden, field laboratories, animal house, computing facility, major equipment, mortuary, post mortem facilities experimental surgery and medicine facilities etc.) acquired over the years?

List of some of the sophisticated equipments

S.No	Name of the Equipment	Cost (Rs.)
1	Ultrasonic Interferometer(2Nos.)	47803
2	Geiger Muller Counter(2 Nos.)	91300
3	Quincke's Setup(2Nos.)	42250
4	Constant Deviation Spectrograph	24100
5	20 MHz dual trace CRO(3Nos.)	58608
6	Electromagnet with Power supply(2Nos.)	22000
7	Co-ordination microscope(3Nos.)	29250
8	Function Generator(5Nos.)	30133
9	DC Arc Unit(1No)	21004
10	L G Plate(1No.)	12500
11	Hall Effect Setup(1 No)	32000
12	Pentium IV computer with printer	28500
13	Op-Amp Trainer kits with DVM(2Nos.)	10800
14	Digital IC trainer (Advanced mode)(11Nos.)	57200
15	Op-Amp IC trainer(5Nos.)	20900
16	Single Pan Balance(1No)	10500
17	Stefan's Constant Apparatus(2Nos.)	9600
18	Gaussmeter(2Nos.)	13000
19	High Voltage Discharge tube Generator(1No.)	7500
20	Radioactive Sources - 4 Nos	16000
21	Digital LCR meter(1No.)	9664
22	Port Board Interface Card(1No.)	5370
23	Computer Local Area Net work with 5 nodes + 1 server	-
24	Pentium IV stand alone PCs with colour monitors - 2 Nos	46000
25	HP-Inkjet Printer - 2Nos	6600

21. What is the total number of publications (add the list) of the department in the last five years?

- a) "Studies on miscibility behaviour of blend of cellulose acetate"
Prof.B.Krishnan, J.Balaji Asian Journal of Physics Vol II No.2 ,(2002) 253 – 255.
- b) "Blending of cellulose nitrate with P(nBMA) using FTIR methods"
Prof.B.Krishnan, J.Balaji Asian Journal of Physics Vol 12 No.2 ,(2001).
- c) "Investigations on Paracetamol by Spectral analysis, Ultrasonics and Microwave Measurements", S.Gunasekaran, D.Uthra, Leela Abraham, S.Srinivasan - Asian Chemistry Letters, Vol 3, No.3(1999) 240-241

22. Have any one of the teaching programmes been dropped because it lost its immediate relevance or because it was not viable?

No

23. What is the average work load in terms of actual contact lectures per week per teacher?
16 hours per 6 day week per teacher

24. What is the average time spent by a teacher with students and how much time is spent on committees that deal with academic matters?
Around 2 hours per day

25. Does the department monitor overall performance of students through regular assessments?

Yes ☒ No ☐

If yes, give methods and details of assessment.

Monthly tests are given to all the students in all the courses and their progress is assessed regularly.

26. How do the teachers update themselves for discharging their teaching/research responsibilities? Give details.

The teachers update themselves by going to the Library, Referring to Journals and by pursuing their research programs.

27. What is the annual budget allocation of the college to the department?

Day: Rs.10,000 for books, Rs.50,000 for lab

Eve: Rs. 25,000 for books, Rs. 3.5 Lakh for lab Rs. 18.55 lakhs for salary

28. How much of research funding has been generated by the teachers from other agencies?

Availed a UGC grant of 5.3 lakhs by Dr.R.Jagannathan for his Ph.D work done at Pachaiyappa's College, Chennai – 600 030.

29. Do the teachers offer consultancy services and earn revenue for the college/department?

Yes ☒ No ☐

If yes, how much has been earned during the last two years?

IGNOU Programme

30. Furnish the following details:

Particulars	UG	PG	Research
Ratio of applications to available seats	Day -12:1 Eve - NA	1:6	
Success rate (examination results)	51%	17.6	
Progression to higher education rate	26%		
Employment rate	22%		
Ratio of part-time teachers to full-time teachers	19:2		
Ratio of academic staff to administrative staff	100% academic staff		

31. Furnish the following data :

- Ratio of students to teachers 22 : 1
- Number of research papers published 03

32. Has the department received any special support for teaching or research?

Yes ☐ No ☒

33. Any other information which highlights the unique achievements of the department:

A) Unique achievement during the last academic year

The Department is proud to have produced the

- University FIRST Rank and University THIRD Rank in MSc Physics of the University of Madras, during the academic year 2002-2003.
- University FIRST Rank in B.Sc Physics of the University of Madras, during the academic year 2002-2003.

B) Registration for Ph.D Programme

9 Faculty members of the Department have registered for the Ph.D programme and are doing their research in various fields of Physics.

C) Department activities

- 1) Every year on 10th Decemebr (December 10, being the date on which every year Nobel Peace Prize is being awarded), the Department arranges a special lecture by a distinguished scientist, on that year's Nobel Prize Work.
 - 10.12.2001 Dr Murthy, Institute of Mathematical Sciences, Chennai.
 - 10.12.2002 Dr Sriram, Department of Theoretical Physics, University of Madras.
 - 10.12.2003 Dr.R.Jagannathan, Reader and Head i/c, Department of Physics, D.G.Vaishnav College, Chennai-106.
- 2) i) The Department had organized a 3- day intensive workshop on "Quantum Field Theory" during 17-19, November, 2003. About 15 college teachers, who have been taking Quantum Mechanics already at the M.Sc level and about 20 M.Phil Students from the different University Departments and other Institutions had attended. The resource persons were:
 - a) Prof Dr. M.Seetharaman, Head, Theoretical Physics Department, University of Madras.
 - b) Dr.M.V.Sathyanarayana, Indian Institute of Technology, Chennai.
 - c) Dr.V.Murugan, Reader, R.K.M.Vivekananda College, Chennai and
 - d) Dr.J.Sekar, Reader, R.K.M.Vivekananda College, Chennai.

D) Visitors to the Department during the academic year

- 27.08.2003 Dr S.Gunasekaran, Pachaiyappa's College, interacted on the choice of themes towards M.Sc Project works.
Dr P.S.Raghavan, Madras Christian College, discussed the scope of M.Sc project works.
Dr.V.Murugan, RKM.Vivekananda College, shared his experiences in evaluating the M.Sc project works.
- 11.09.2003 Dr R.Chandrasekar, Madras Christian College, talked on "Digital Sequencing, Recursive structures and fractals"

E) Activities of the faculty members of the Department

a) Dr. R. Jagannathan

1. In 1989 visited the International Centre for Theoretical Physics, Trieste, Italy as a visiting Scientist and attended the 5th College on "Microprocessors Applications and Real time System Designs"
 2. In 1992 Visited Bahrain as an Educationist upon invitation by Gulf Academy of Sciences.
 3. Delivered a guest lecture at the Qatar University of Science & Technology, Doha, Qatar November 2002
- Delivered a special lecture on "The Properties and Behaviour of liquid water" at R.K.M.Vivekananda College, Chennai-4 at a National seminar on Limnology sponsored by the DST and CSIR.

b) Mrs. D. Shyamala

1. Attended two Refresher courses conducted by the Institute of Mathematical Sciences on
 - a) Quantum Mechanics & Mathematical methods, November, 2000
 - b) Electromagnetic theory & Mathematical methods, May, 2001.
2. Posture presentation of a paper at the National Conference on Lasers and Spectroscopy held at Meerut, Dec 2001.
2. Attended the U.G.C Sponsored, 3 weeks duration, refresher course held at ANJAC College, Sivakasi in November 2003.

c) Mrs. D. Uthra

Attended a 2-day Orientation Programme conducted by IGNOU for introduction of CPLT course during Aug. 2001.

d) Mrs. R. Vasanthi

Attended two Refresher courses conducted by the Institute of Mathematical Sciences on Electromagnetic theory & Mathematical methods, May, 2001.

e) Mrs. B. Anita

1. Attended two Refresher courses conducted by the Institute of Mathematical Sciences on
 - a. Quantum Mechanics & Mathematical methods, November, 2000
 - b) Electromagnetic theory & Mathematical methods, May, 2001
2. Presented a paper in The National Seminar on Chemical Physics, March 10-12, 2003, Annamalai University, Tamilnadu.

f) Mrs. R. Rathikha

1. Attended two Refresher courses conducted by the Institute of Mathematical Sciences on
 - a) Quantum Mechanics & Mathematical methods, November, 2000
 - b) Electromagnetic theory & Mathematical methods, May, 2001
2. Attended the U.G.C Sponsored, 3 weeks duration, refresher course at ANJAC College, Sivakasi in November 2003.

g) Mrs. V. Renganayaki

1. Attended two Refresher courses conducted by the Institute of Mathematical Sciences on
 - a) Quantum Mechanics & Mathematical methods, November, 2000
 - b) Electromagnetic theory & Mathematical methods, May, 2001
- 2) Presented a paper at The National Seminar on Chemical Physics, March 10-12, 2003, Annamalai University, Tamilnadu.

h) Mrs. Gayathree Mohan

1. Attended two Refresher courses conducted by the Institute of Mathematical Sciences on

a) Quantum Mechanics & Mathematical methods, November, 2000

b) Electromagnetic theory & Mathematical methods, May, 2001

2. Workshop on Popularisation of Science conducted by Australian High Commission

3. National Seminar on Astrophysics conducted by Women's Christian College

4. "2000 years of Tantrasangraha" conducted by Department of Theoretical Physics, University of Madras.

i) Mrs. A. Kala

1. Attended three Refresher courses conducted by the Institute of Mathematical Sciences on

a) Quantum Mechanics & Mathematical methods, November, 2000

b) Electromagnetic theory & Mathematical methods, May, 2001

c) Statistical Mechanics & Solid State Physics

j) Mrs R. Rajalakshmi

Attended two Refresher courses conducted by the Institute of Mathematical Sciences on

a) Quantum Mechanics & Mathematical methods, November, 2000

b) Electromagnetic theory & Mathematical methods, May, 2001

k) Mrs. G. Sree Kumari

Attended Refresher course conducted by Institute of Mathematical Sciences

l) Ms. B. Sylaja

Attended a workshop on "Radon & Thoron Project" conducted by BARC Mumbai, 1999.

m) Mr. G. Ashok

Attended a UGC sponsored "Seminar on Emerging Trends in Molecular Physics" held at Annamalai University, 2004.

N) Mr. J. Balaji

1. Attended a UGC sponsored "Seminar on Emerging Trends in Molecular Physics" held at Annamalai University, 2004.

2. Attended a UGC sponsored "Recent Advances in Applied Spectroscopy" at Annamalai University, 2004.

III. Inputs from the Departments

1. Name and address of the department: Post Graduate & Research Department of Chemistry.
2. Telephone number/s: 24754349 Extn : 123
3. Date of establishment of the department: Day:1964
Eve:1985
4. Built-up area of the department. Day:10607 Sq.Ft
Eve:2400Sq.Ft
5. List the different programmes (Level of Study = Certificate/ Diploma/ UG/PG Diploma/PG/ M.Phil./ Ph.D. etc. or equivalent) offered by the department together with the details required below:

Programme	Level of study	Cut-off marks at entry level in %	Student strength
1. B.Sc	1. Major UG 2. Allied	60%	Day:149 M 38, Phy 46, Bot 29. Eve:39
2. M.Sc	Branch IV PG Chemistry	60%	41
3. M.Phil	Research	60%	07
4. Ph.D(Part Time)	Research	55%	00

6. Number of teaching, technical and administrative staff of the department.

	Male	Female	Total
Total no. of teachers	12	2	14
Teachers with Ph.D. or equivalent as the highest qualification	9	-	0
Teachers with PG or equivalent as the highest qualification	2	0	2
Teachers with other specific eligible qualification(specify) (with M.Phil)	1	2	3
Technical staff [Lab Asst + Sweeper]	2+1	0	2+1
Administrative staff [Store-keeper]	1	-	1

7. Does the department have academic, administrative and financial autonomy?

Academic matters

Yes No

☐ ☒

Administration

☐ ☒

Finance

☐ ☒

If yes, what extent?

8. Number of students in the department during the current year:

	Female	Male	Total
Students from the same state where the college is located	Day:103	Day:207	Day:310
Students from other states of India	-	-	-
NRI students	-	-	-
Other overseas students	1	-	1
Grand Total	103	207	310

9. Is there a method of assessing the students' academic standing in order to provide enrichment and/or remedial courses?

Yes ☒ No ☐

10. Furnish the following details(in figures):

- Books in the department library: 1500
- Journals/periodicals subscribed by the department: 5
- Computers in the department: -
- Research projects completed during the last three years and their total outlay: M.Phil - 12
- Ongoing research projects: 18
- Teachers who have attended national/international seminars during the last two years :
Dr.T.Venkatraman
Mr.T.Sivaramakrishnan
Dr.K.L.Ramachandran.
- Teachers who have been resource persons at workshops/seminars during the last two years :
Dr.T.Venkatraman
Dr.S.Bangaru
Sudarsan Alwar

11. Details of the last two batches of students:

2002				2003		
Batch 1			Batch 2			
	UG	PG	Total	UG	PG	Total
Admitted to the programme (entry year)	Day:47 Eve:NA	Day:17 Eve:NA	Day:64 Eve:-	Day:36 Eve:NA	Day:17 Eve:NA	Day:53 Eve:-
Drop-outs	Day:06 Eve:--	Day:01 Eve:-	Day:07 Eve:--	Day:00 Eve:--	Day:0 Eve:--	Day:0 Eve:0
Appeared for the final year exam	Day:41 Eve:--	Day:16 Eve:--	Day:57 Eve:--	Day:36 Eve:--	Day:17 Eve:--	Day:53 Eve:--
Passed in the final exam	Day:16 Eve:-	NA	NA	NA	NA	NA
Passed in first class	Day:10 Eve:	NA	NA	NA	NA	NA
University ranks, if any	Day:Nil Eve:--	Day:00 Eve:--	Day:00 Eve:--	Day:01 Eve:00	Day:03 Eve:--	Day:04 Eve:--

12. What is the sanctioned teaching staff strength and the present position?

Sanctioned: 14

Filled: 9(Permanent) + 1(Sent for approval) + 4(Management).

13. How often were national/international seminars, workshops etc. organised at the department?

No

14. Are there any international or national links/collaborations for teaching, research or both?

No

15.

(a) List the teaching staff, with their designations, qualifications, fields of specialisation, years of experience, age and sex (in the descending order of seniority) :

Name of the Teaching staff	Designation	Highest Qual.	Specialisation	Age	Sex
Dr.T.Venkataraman	Reader & HOD	Ph.D	Coordination Complexes	57	M
Mr.T.Chakravarthi	Lecturer (S.G)	M.Sc		57	M
Dr.K.L.Ramachandran	Reader	Ph.D	Coordination Complexes	54	M
Dr.K.Subramanian	Reader	Ph.D	Physical Org.	56	M

Dr.S.Ilangovan	Reader	Ph.D	Chemistry		
Dr.D.Lakshmanan	Reader	Ph.D	Inorg. Photo Chemistry	47	M
Dr.T.Vedagiriswara Rao	Reader	Ph.D	Polymer Chemistry	47	M
Dr.S.Bangaru sudarsan Alwar	Reader	Ph.D	Organic Chemistry	45	M
Smt.C.K.Radha	Lecturer [S.G]	M.Phil	Physical Org. Chemistry	46	M
Smt.K.Premalatha	Lecturer	M.Phil	Polymer Chemistry	48	F
Dr.C.Srinivasan	Lecturer	Ph.D	Polymer Chemistry	37	F
Dr.S.Raghavan	Lecturer	Ph.D	Heterogeneous catalysis	33	M
Mr.T.Sivarama Krishnan	Lecturer	Ph.D	Inorg.Photo Chemistry	37	M
Mr.R.Ramesh kumar	Lecturer	M.Sc	Polymer Chemistry	24	M
			-	28	M

b) Experience of the teachers:

Name of the Teacher					Research
	UG	PG	UG	PG	
Dr.T.Venkataraman	35	18			3
Mr.T.Chakravarthi	34	18			-
Dr.K.L.Ramachandran	31	18			3
Dr.K.Subramanian	31	18			5
Dr.S.Ilangovan	17	17			-
Dr.D.Lakshmanan	17	17			-
Dr.T.Vedagiriswara Rao	16	16			-
Dr.S.Bangaru sudarsan Alwar	16	16			4.5
Smt.C.K.Radha	12	12			-
Smt.K.Premalatha	13	4			-
Dr.C.Srinivasan	4	4			-
Dr.S.Raghavan	3	2			-
Mr.T.Sivarama Krishnan	2	2			-
Mr.R.Ramesh kumar	2	2			-

16. How many from the teaching staff have received national/international recognition as fellows, awardees etc.?

17. What percentage of the faculty are in active research (guiding research scholars, operating projects, publishing regularly, etc.)?
30 %

18. List the major thrust areas within the subject in which research activities are being pursued.

- Polymer – Synthesis and Characterisation
- Coordination Complexes – Synthesis and Characterization
- Kinetic studies
- Biorganic Mechanisms.

19. Give details of ongoing projects funded by external agencies.

Funding agency	Amount (Rs.)	Duration (years)	Collaboration, if any

20. What are the basic and advanced facilities, available and (like botanical garden, field laboratories, animal house, computing facility, major equipment, mortuary, post mortum facilities experimental surgery and medicine facilities etc.) acquired over the years?

Suction pump: 2

Oven: 2

Thermostat: 3

Nitrogen Cylinder: 1

Refrigerator: 2

21. What is the total number of publications (add the list) of the department in the last five years?

Three

22. Have any one of the teaching programmes been dropped because it lost its immediate relevance or because it was not viable?

No

23. What is the average work load in terms of actual contact lectures per week per teacher?

18hrs per week per teacher

24. What is the average time spent by a teacher with students and how much time is spent on committees that deal with academic matters?

5hrs per day

25. Does the department monitor overall performance of students through regular assessments?

Yes ☒ No ☐

If yes, give methods and details of assessment.

1. Periodical tests for U.G & P.G Classes.
2. Attending seminars/workshops/refreshers courses.

26. How do the teachers update themselves for discharging their teaching/research responsibilities? Give details.

1. By reading journals, periodicals and latest publications.
2. By attending seminars/workshops/refresher courses organized by National/international organizations.

27. What is the annual budget allocation of the college to the department?
 Day: Rs.10,000 for books, Rs.2,00,000 for lab
 Eve: Chemicals(Rs. 50,000) , Salary Rs.99,000

28. How much of research funding has been generated by the teachers from other agencies?

Nil

29. Do the teachers offer consultancy services and earn revenue for the college/department?

Yes ☐ No ☒

If yes, how much has been earned during the last two years?

30. Furnish the following details:

Particulars	UG	PG	Research M.Phil
Ratio of applications to available seats	11:1	7:1	5:2
Success rate (examination results)	36%	35%	90%
Progression to higher education rate	60%	50%	20%
Employment rate	25%	33%	70%
Ratio of part-time teachers to full-time teachers	1:2	1:2	No part time
Ratio of academic staff to administrative staff			

31. Furnish the following data :

- Ratio of students to teachers Day 22:1 , Eve 13:1
- Number of research papers published 22

32. Has the department received any special support for teaching or research?

Yes ☐ No ☒

33. Any other information which highlights the unique achievements of the department:

1. Our college has been chosen as one of the study centers for carrying out B.Sc Chemistry Programme under IGNOU. For the past 10 years, staff members are involved in counseling IGNOU students and conducting practicals at B.Sc/ Lab technician levels.
2. Our college was chosen as one of the colleges to conduct sequential M.Phil Programme for college teachers. (1987-89)

3. Our P.G. students are getting M.Sc Chemistry University ranks 6,7 & 14 2001-2003, and B.Sc Chemistry 4th Rank 2000-03.
4. Our old students are settled as scientists in U.S. and in National Laboratories.

Distinguished visitors to the Department

1. Dr.S.Balasubramanian - Retd. Professor – Presidency College.
2. Dr.K.S.Nagaraja - Reader – Loyola College.
3. Dr.Paul Worumell - Scientist – Australia.
4. Dr.K.K.Balasubramaniam - Executive Director, R&D, Shasun Chemicals and Drugs Ltd.
5. Dr.Geetha Baskar - Scientist, CLRI, Chennai.
6. Dr.B.S.R.Reddy - Deputy Director, CLRI.

Dr.S.Bangaru Sudarsan Alwar gave a guest lecture on Polarimetry and its applications in chemistry on 29th Nov.02 at Vivekananda college, Under the auspicious of Dr.V.Thyagarajan's (former principal of Vivekananda college) Endowment workshop on instrumentation analysis.

Meeting organised by the Department

1. Dr.B.S.R.Reddy, Dept.Director CLRI, Adayar Madras – 20 addressed U.G and P.G students of chemistry on 5/9/03. He had elaborated advances in chemistry and research activities in CLRI.
2. Dr.S. Balasubramaniam, Reader in Chemistry, Presidency College and also a member in Tamilnadu Text book society, inaugurated chemistry Association for the year 2002 –03.
3. Dr.K.S.Nagaraja, Reader in Chemistry of Loyola college addressed the U.G. and P.G. students about latest developments in coordination complexes on Dec.02.
4. Dr.Paul Wormell, a scientist from Australia, gave a special lecture on 13/2/03. It was attended by the Post graduate students of Chemistry, Bio-chemistry and Biotechnology.
5. Rasayanotsav 2003, an inter-collegiate talent search competition programme was conducted on 14th Feb-2003. The chief guests were Dr.K.K.Balasubramaniam, Executive director, R&D, Shasun chemical and Drugs Ltd. And Dr.Mrs.Geetha Baskar, Scientist, CLRI,Chennai. Many events were held. Students from 14 different city colleges actively participated. The overall trophy went to Loyola college.
6. Mr.R.Sivaramakrishnan, old P.G. student of the year 1997-99 gave lecture on current research being carried out at SPIC foundation, Madras – Importance of Neem products.

III. Inputs from the Departments

1. Name and address of the department: Department of Botany
2. Telephone number/s: 24754349 Ext : 134
3. Date of establishment of the department: 1975
4. Built-up area of the department in sq. m. 600 sq.m
5. List the different programmes (Level of Study = Certificate/ Diploma/ UG/PG Diploma/PG/ M.Phil./ Ph.D. etc. or equivalent) offered by the department together with the details required below:

Programme	Level of study	Cut-off marks at entry level in %	Student strength
B.Sc	UG	A mere pass in + 2 exams	101

6. Number of teaching, technical and administrative staff of the department.

	Male	Female	Total
Total no. of teachers	4	-	4
Teachers with Ph.D. or equivalent as the highest qualification	PostDoc 1 Ph.D 1	-	2
Teachers with PG or equivalent as the highest qualification	2	-	2
Teachers with other specific eligible qualification(specify)	-	-	-
Technical staff	1	-	1
Administrative staff	Nil	Nil	Nil

7. Does the department have academic, administrative and financial autonomy?

	Yes	No
Academic matters	Yes <input type="checkbox"/>	
Administration	Yes <input type="checkbox"/>	
Finance	<input type="checkbox"/>	No

If yes, what extent?

Adjustment of classes when one or two staff members are on leave is made conversion of theory classes into practical classes or vice versa is often done when we feel it is necessary; we decide on the purchases of text books to the library and equipments to the laboratory; we also conduct periodical tests on our own.

8. Number of students in the department during the current year:

	Female	Male	Total
Students from the same state where the college is located	34	67	101
Students from other states of India	-	-	-
NRI students	-	-	-
Other overseas students	-	-	-
Grand Total	34	67	101

9. Is there a method of assessing the students' academic standing in order to provide enrichment and/or remedial courses?

Yes ☒ No ☐

By conducting periodical tests (monthly) and by giving assignments to students

10. Furnish the following details(in figures):

- Books in the department library: Nil
- Journals/periodicals subscribed by the department: Nil
- Computers in the department: Nil
- Research projects completed during the last three years and their total outlay: 2
4,00,000 US\$
(IN USA)
- Ongoing research projects 1
- Teachers who have attended national/international seminars during the last two years : 2
- Teachers who have been resource persons at workshops/seminars during the last two years : Nil

11. Details of the last two batches of students:

2002				2003		
Batch 1				Batch 2		
	UG	PG	Total	UG	PG	Total
Admitted to the programme (entry year)	Day:35	-	Day:35	Day:43	-	Day:43
Drop-outs	Day:06	-	Day:06	Day:02	-	Day:02
Appeared for the final year exam	Day:29	-	Day:29	Day:41	-	Day:41
Passed in the final exam	Day:07	-	-	-	-	-
Passed in first class	Day:05	-	-	-	-	-
University ranks, if any	Day:Nil	-	Day:	Day:01	-	Day:01

12. What is the sanctioned teaching staff strength and the present position?

Sanctioned: 4

Filled: 4

13. How often were national/international seminars, workshops etc. organised at the department?

Nil

14. Are there any international or national links/collaborations for teaching, research or both?

Yes

15.

(a) List the teaching staff, with their designations, qualifications, fields of specialisation, years of experience, age and sex (in the descending order of seniority) :

Name of the Teaching staff	Designation	Highest Qual.	Specialisation	Age	Sex
A.Dhinakaran	Lecturer (SG)	M.Phil	Algology	51	M
J.P.Ravishankar	Reader	Ph. D	Mycology	51	M
S.Selvaraju	Reader	Ph.D	Algology	42	M
R.Muralidharan	Lecturer	M.Phil	Mycology	30	M

(b) Experience of the teachers:

Name of the Teacher					Research
	UG	PG	UG	PG	
A.Dhinakaran	28	-	-	-	-
J.P.Ravishankar	27	-	-	-	-
S.Selvaraju	18	-	-	-	9
R.Muralidharan	1	-	-	-	-

16. How many from the teaching staff have received national/international recognition as fellows, awardees etc.?
One

17. What percentage of the faculty are in active research (guiding research scholars, operating projects, publishing regularly, etc.)?
25% Working on projects and publishing regularly.(One)

18. List the major thrust areas within the subject in which research activities are being pursued.

- Ecology of Fungi
- Medical mycology
- Endophytic fungi

- Being carried out with MOU with RKM.Vivekananda College, Chennai- 600 004.

19. Give details of ongoing projects funded by external agencies.

Funding agency	Amount (Rs.)	Duration (years)	Collaboration, if any
UGC	10,000	1986-88	
	40,000	1996-98	
Ohio State Univ. USA		2003	OHIO state Univ Dept of Chemistry and Bio-Chemistry

20. What are the basic and advanced facilities, available and (like botanical garden, field laboratories, animal house, computing facility, major equipment, mortuary, post mortum facilities experimental surgery and medicine facilities etc.) acquired over the years?

Nil

21. What is the total number of publications (add the list) of the department in the last five years?

Four (From 1998 – 2003)

22. Have any one of the teaching programmes been dropped because it lost its immediate relevance or because it was not viable?
Nil

23. What is the average work load in terms of actual contact lectures per week per teacher?
 $7+2=9$ (Non-Semester) and $7+2=9$ (Semester) Semester – 16 hours

24. What is the average time spent by a teacher with students and how much time is spent on committees that deal with academic matters?
5 hours

25. Does the department monitor overall performance of students through regular assessments?
Yes ☒ No ☐

If yes, give methods and details of assessment.

By conducting periodical tests (monthly) and by giving assignments to students

26. How do the teachers update themselves for discharging their teaching/research responsibilities? Give details.
Journals and Internet

27. What is the annual budget allocation of the college to the department?
Rs.10,000 for books.

28. How much of research funding has been generated by the teachers from other agencies?
Rs 50,000 from UGC (2 mind projects 1986-88, 1996-98)

29. Do the teachers offer consultancy services and earn revenue for the college/department?
Yes ☐ No ☒

If yes, how much has been earned during the last two years?
Nil

30. Furnish the following details:

Particulars	UG	PG	Research
Ratio of applications to available seats	2:1	-	-
Success rate (examination results)	35%	-	-
Progression to higher education rate	50%	-	-
Employment rate	10%	-	-
Ratio of part-time teachers to full-time teachers	1 : 3	-	-
Ratio of academic staff to administrative staff	4:0	-	-

31. Furnish the following data :

- | | |
|---------------------------------------|--------|
| • Ratio of students to teachers | 27 : 1 |
| • Number of research papers published | 9 |

32. Has the department received any special support for teaching or research?

Yes ☐ No ☒

33. Any other information which highlights the unique achievements of the department:

1. J.P.Ravishankar underwent a PDF Programme in USA OHIO State University, US and a tie up for advanced research in plant cell Biology has been concluded by Dr.J.P.Ravishankar of Department of Botany.

Dr.J.P.Ravishankar did the following Major Research Project, funded by the National Science Foundation and National Institute of Health, USA at the Department of Botany and Microbiology, Miami University USA during 2000-2002. This Project is concerned with the biomechanical strategies that have evolved among filamentous fungi enabling them to penetrate and harvest energy from the solid tissues of plants and animals. While exoenzymes are presumed to play an important role in reducing the mechanical resistance presented by these tissues, the exertion of force of the hyphal apex represents a critical, yet largely ignored factor in the fungal growth process. The chosen experimental design reflects a comparative physiological approach and will examine invasive growth in a pair of closely-related species of oomycete fungi from the genus *Pythium* : *Pythium insidiosum* causes an invasive disease in humans and other mammals.

People succumb to this disease if they are immuno compromised patients (like AIDS patients) and the disease cannot be cured / prevented by antibiotics.

2. Membership to professional organization
3. Mycological society of India – subscribing to kavaka – J.P.Ravishankar
4. Seaweed research and Utilization – S.Selvaraj
5. R.Muralidharan – a) Member of Indian Science Congress Association
b) International Society for plant morphology
6. Biofest – 2002 was organised on 5th Feb 2002. Dr.C.Paneerselvam, Professor of medical biochemistry, at IBM, spoke on “Cloning” and DNA recombinant technology” and students of all science departments, faculties including Biotechnology attended the meeting.
In the afternoon on the same day, Prof.T.S.Suryanarayanan of R.K, M.Vivekananda College spoke on “biodiversity” and all science students attended the meeting.
7. Dr.K.Chellappan, Dean Madras Medical College came to department on Jan 2001.
8. Prof.V.V.Subramaniam of R.K.M.Vivekananda college, spoke on the scope of “Bio-science” in Jan 2001.

III. Inputs from the Departments

1. Name and address of the department: Department of Sericulture
2. Telephone number/s: -
3. Date of establishment of the department: 1980
4. Built-up area of the department in sq. m. 1200 Sqft
5. List the different programmes (Level of Study = Certificate/ Diploma/ UG/PG Diploma/PG/ M.Phil./ Ph.D. etc. or equivalent) offered by the department together with the details required below:

Programme	Level of study	Cut-off marks at entry level in %	Student strength
UG	Allied	-	36

6. Number of teaching, technical and administrative staff of the department.

	Male	Female	Total
Total no. of teachers	1	0	1
Teachers with Ph.D. or equivalent as the highest qualification	-	-	-
Teachers with PG or equivalent as the highest qualification	1	0	1
Teachers with other specific eligible qualification(specify)	-	-	-
Technical staff	-	-	-
Administrative staff	-	-	-

7. Does the department have academic, administrative and financial autonomy?

	Yes	No
Academic matters	<input checked="" type="checkbox"/>	<input type="checkbox"/>
Administration	<input checked="" type="checkbox"/>	<input type="checkbox"/>
Finance	<input type="checkbox"/>	<input checked="" type="checkbox"/>

If yes, what extent?

Though the University fixes the syllabus and conducts the examinations, certain degree of flexibility exists in scheduling the classes, arranging practicals, conducting tests and monitoring the student progress.

8. Number of students in the department during the current year:

	Female	Male	Total
Students from the same state where the college is located	14	22	36
Students from other states of India	-	-	-
NRI students	-	-	-
Other overseas students	-	-	-
Grand Total	14	22	36

9. Is there a method of assessing the students' academic standing in order to provide enrichment and/or remedial courses?

Yes ☒ No ☐

By constant interaction with the students.

10. Furnish the following details(in figures):

- Books in the department library: Only Central Library
- Journals/periodicals subscribed by the department: 1
- Computers in the department: -
- Research projects completed during the last three years and their total outlay: -
- Ongoing research projects: -
- Teachers who have attended national/international seminars during the last two years: -
- Teachers who have been resource persons at workshops/seminars during the last two years: -

Name of the Teacher	Designation	Qualification	Specialisation	Age	Sex
Dr. S. S. Srinivasan	Professor	M.Sc.	Textile Technology	45	M

11. Details of the last two batches of students:

	2001 - 2002			2002 - 2003		
	Batch 1			Batch 2		
	UG	PG	Total	UG	PG	Total
Admitted to the programme (entry year)	39	-	39	30	-	30
Drop-outs	-	-	-	-	-	-
Appeared for the final year exam	37	-	37	29	-	29
Passed in the final exam	28	-	28	18	-	18
Passed in first class	22	-	22	14	-	14
University ranks, if any	-	-	-	-	-	-

12. What is the sanctioned teaching staff strength and the present position?

Sanctioned: 1

Filled: 1

13. How often were national/international seminars, workshops etc. organised at the department?

-

14. Are there any international or national links/collaborations for teaching, research or both?

-

15.

(a) List the teaching staff, with their designations, qualifications, fields of specialisation, years of experience, age and sex (in the descending order of seniority) :

Name of the Teaching staff	Designation	Highest Qual.	Specialisation	Age	Sex
Mr. C.J.Ramakrishnan	Lecturer-SG, HOD	M.Sc	Fisherey Biology	58	M

(b) Experience of the teachers:

Name of the Teacher					Research
	UG	PG	UG	PG	
Mr.C.J.Ramakrishnan	36	NA	-	-	-

16. How many from the teaching staff have received national/international recognition as fellows, awardees etc.?

17. What percentage of the faculty are in active research (guiding research scholars, operating projects, publishing regularly, etc.)?

18. List the major thrust areas within the subject in which research activities are being pursued.

19. Give details of ongoing projects funded by external agencies. Nil

Funding agency	Amount (Rs.)	Duration (years)	Collaboration, if any
Nil	-	-	-

20. What are the basic and advanced facilities, available and (like botanical garden, field laboratories, animal house, computing facility, major equipment, mortuary, post mortum facilities experimental surgery and medicine facilities etc.) acquired over the years?

21. What is the total number of publications (add the list) of the department in the last five years?

22. Have any one of the teaching programmes been dropped because it lost its immediate relevance or because it was not viable?

23. What is the average work load in terms of actual contact lectures per week per teacher?
12 Hours

24. What is the average time spent by a teacher with students and how much time is spent on committees that deal with academic matters?
About 2 Hours per week

25. Does the department monitor overall performance of students through regular assessments?

Yes ☒ No ☐

If yes, give methods and details of assessment.

Through periodical department tests (monthly) and centralized College terminal examinations.

26. How do the teachers update themselves for discharging their teaching/research responsibilities? Give details.

27. What is the annual budget allocation of the college to the department?

28. How much of research funding has been generated by the teachers from other agencies?

29. Do the teachers offer consultancy services and earn revenue for the college/department?

Yes ☐ No ☒

If yes, how much has been earned during the last two years?

30. Furnish the following details:

Particulars	UG	PG	Research
Ratio of applications to available seats	4:1	-	-
Success rate (examination results)	About 95%	-	-
Progression to higher education rate	Nil	-	Nil
Employment rate	Nil	-	-
Ratio of part-time teachers to full-time teachers	0:1	-	-
Ratio of academic staff to administrative staff	-	-	-

31. Furnish the following data :

- Ratio of students to teachers 36:1
- Number of research papers published -

32. Has the department received any special support for teaching or research?
Yes ☐ No ☒

33. Any other information which highlights the unique achievements of the department:

Taking into account the importance of Sericulture, the application and the job oriented course was introduced for the first time in the University of Madras and the college seized the opportunity and introduced the course, at the allied level 20 years back and the course was well received.

III. Inputs from the Departments

1. Name and address of the department: Post graduate & Research Department of Economics,
D.G.Vaishnav College,
Arumbakkam, Chennai - 106.
2. Telephone number/s: 24751264, 24754349, Ext - 136
3. Date of establishment of the department: 1965
4. Built-up area of the department. 5700 sq.ft
5. List the different programmes (Level of Study = Certificate/ Diploma/ UG/PG Diploma/PG/ M.Phil./ Ph.D. etc. or equivalent) offered by the department together with the details required below:

Programme	Level of study	Cut-off marks at entry level in %	Student strength
B.A. (Economics)	UG	50%	156 (Day) + 225(Eve)
M.A. (Economics)	PG	Pass in U.G.	48
M.Phil.	2 Semesters	55 %	12
Ph.D	PG	55 % in P.G./M.Phil.	8

6. Number of teaching, technical and administrative staff of the department.

	Male		Female		Total	
	Day	Eve	Day	Eve	Day	Eve
Total no. of teachers	11	8	3	5	14	13
Teachers with Ph.D. or equivalent as the highest qualification	6	3	-	1	5	4
Teachers with PG or equivalent as the highest qualification	1	1	1	1	2	2
Teachers with other specific eligible qualification(SLET / NET - UGC / JRF)	1	-	1	-	2	-
Technical staff	-	-	-	-	-	-
Administrative staff	-	-	-	-	-	-

7. Does the department have academic, administrative and financial autonomy?

	Yes	No
Academic matters	<input checked="" type="checkbox"/>	1
Administration	<input checked="" type="checkbox"/>	2
Finance	<input checked="" type="checkbox"/>	3

If yes, what extent?

- 1) The department has the freedom to choose the optional and application oriented papers from the list given by the Madras University.
- 2) Organising the work frame of the department obeying the methods of evaluation of students.
- 3) To approach sponsors for organizing academic and co curricular activities.

8. Number of students in the department during the current year:

	Female	Male	Total
Students from the same state where the college is located	Day - 52 Eve - 48	Day - 172 Eve - 177	Day - 224 Eve - 225
Students from other states of India	-	Day (2002 -03) U.G. - 2 P.G - 2 Eve(2002-03) U.G.-1 P.G.-1	4 2
NRI students	-	-	-
Other overseas students	-	-	-
Grand Total	Day - 52 Eve - 48	Day - 172 Eve - 177	Day - 224 Eve - 225

9. Is there a method of assessing the students' academic standing in order to provide enrichment and/or remedial courses?

Yes ☒ No ☐

10. Furnish the following details(in figures):

- Books in the department library: 800
- Journals/periodicals subscribed by the department: 20
- Computers in the department: 1 with printer
- Research projects completed during the last three years and their total outlay: 1
- Ongoing research projects -

- Teachers who have attended national/international seminars during the last two years : 4
- Teachers who have been resource persons at workshops/seminars during the last two years : 2

11. Details of the last two batches of students:

2002				2003		
Batch 1				Batch 2		
	UG	PG	Total	UG	PG	Total
Admitted to the programme (entry year)	Day: 56 Eve: NS	Day: 32 Eve: 32	Day:88 Eve:32	Day:64 Eve:18	Day:30 Eve:32	Day:94 Eve:50
Drop-outs	Day: 05 Eve:-NS	Day: 1 Eve:22	Day:06 Eve:22	Day:11 Eve:05	Day:04 Eve:09	Day:15 Eve:14
Appeared for the final year exam	Day: 51 Eve: NS	Day:31 Eve:10	Day:82 Eve:10	Day:53 Eve:13	Day:26 Eve:23	Day:79 Eve:36
Passed in the final exam	Day:20 Eve: NS	Day:07 Eve:05	Day:27 Eve:05	Day:21 Eve:06	Day:08 Eve:13	Day:29 Eve:19
Passed in first class	Day:10 Eve:NS	Day:01 Eve:Nil	Day:11 Eve:Nil	Day:04 Eve:01	Day:02 Eve:03	Day:06 Eve:04
University ranks, if any	Day:02 Eve:NS	Day:01 Eve:Nil	Day:03 Eve:Nil	Day:Nil Eve:Nil	Day:01 Eve:02	Day:01 Eve:02

NS -Not Started

12. What is the sanctioned teaching staff strength and the present position?

Sanctioned: 19

Filled: 19

13. How often were national/international seminars, workshops etc. organised at the department?

An academic programme, state level called QUEST ECONOMICS – “A search for an appropriate economic order” for 2 days is conducted. Programme is designed to feature seminar, debate, paper presentation, Quiz and so on., with some chosen contemporary economics in focus.

14. Are there any international or national links/collaborations for teaching, research or both?

National link

IGNOU-Faculty acting as academic counselors, teaching and project guides.

15. List the teaching staff, with their designations, qualifications, fields of specialisation, years of experience, age and sex (in the descending order of seniority) :

Name of the Teaching staff	Designation	Highest Qual.	Speciali-Sation	Age	Sex
Dr.S.Narasimhan	Reader & Head	Ph.D	HRD	47	M
Dr.B.Ponnu samy	Lecturer (S.G)	Ph.D	Economic theory	49	M
Dr.S.Monoharan	Reader	Ph.D	Agsc.Economics	50	M
Dr.R.Balasubramanian	Reader	Ph.D	Agricultural Economics	43	M
Dr.M.Venkataraman	Reader	Ph.D	HRD	44	M
Dr.D.Panner Selvam	Reader	Ph.D	Agricultural Economics	46	M
Mrs.Prema kumar	Lecturer (S.S)	M.Phil	Health Economics	40	F
Mr.J.P. Jaideep	Lecturer	M.Phil	HRD Labour Economics	37	M
Mrs.M. Raji	Lecturer	M.Phil	Monetary Economics	37	F
Mr.S. Ravi kumar	Lecturer	M.Phil	Micro Economics	37	M
Ms.Anchana devi	Lecturer	M.A	-	31	F
Mr.T.Karthikeyan	Lecturer	M.A	-	38	M
Mr.R.Sundaramurthy	Lecturer	M.Phil	Monetary Economics	35	M
Mr.L.Arumugam	Lecturer	M.Phil	Urban Economics	39	M
Ms.M.Shoba	Part-time Lecturer	M.Phil	Health Economics	38	F
Ms.V.Umasri	Lecturer	M.Phil	Commerce	32	F
Dr.C.A.Malarvizhi	Lecturer	Ph.D		35	F
Mr.N.Chandersekar	Part-time Lecturer	MCA	Computer		M
Ms.Bindhu Shivaram	Lecturer	MBE		23	F

(b) Experience of the teachers:

Name of the Teacher	In this Institution		In other Institution		Research
	UG	PG	UG	PG	
Dr.S.Narasimhan	22	19	-	-	15(M.Phil)
Dr.B.Ponnu samy	22	19	-	-	"
Dr.S.Monoharan	18	18	-	-	"
Dr.R.Balasubramanian	17	17	-	-	"
Dr.M.Venkataraman	19	18	-	-	"
Dr.D.Panner Selvam	20	20	-	-	"
Mrs.Prema Kumar	10	10	-	-	-
Mr.J.P. Jaideep	12	10	-	-	-
Mrs.M. Raji	10	08	-	-	-
Mr.S. Ravi kumar	05	05	-	-	-
Ms.Anchana devi	07	07	-	-	-
Mr.T. Karthikeyan	06	04	-	-	-
Mr.R.Sundaramurthy	03	02	-	-	-
Mr.L.Arumugam	04	02	-	-	-
Ms.M.Shoba	04	04	-	-	-
Ms.V.Umasri	06	04	-	-	-
Dr.C.A.Malarvizhi	07	07	-	-	-
Mr.N.Chandersekar			-	-	-
Ms.Bindhu Shivaram	02	02	-	-	-

16. How many from the teaching staff have received national/international recognition as fellows, awardees etc.?

Nil

17. What percentage of the faculty are in active research (guiding research scholars, operating projects, publishing regularly, etc.)?

Guiding research – M.Phil-7out of 13

Ph.D-1out of 13

18. List the major thrust areas within the subject in which research activities are being pursued.

HRD

Agricultural Economics

Economics of Health and Education

Development Economics.

19. Give details of ongoing projects funded by external agencies.

Funding agency	Amount (Rs.)	Duration (years)	Collaboration, if any
-	-	-	-

20. What are the basic and advanced facilities, available and (like botanical garden, field laboratories, animal house, computing facility, major equipment, mortuary, post mortum facilities experimental surgery and medicine facilities *etc.*) acquired over the years?

Computer with Printer,
Software - SPSS

21. What is the total number of publications (add the list) of the department in the last five years?
10

22. Have any one of the teaching programmes been dropped because it lost its immediate relevance or because it was not viable?
No

23. What is the average work load in terms of actual contact lectures per week per teacher?
16

24. What is the average time spent by a teacher with students and how much time is spent on committees that deal with academic matters?
4 hours a week -

25. Does the department monitor overall performance of students through regular assessments?

Yes ☒ No ☐

If yes, give methods and details of assessment.

- Tests, Regular, Assorted through and surprise
- Assignments with time frame
- Participation in programmes such as Quiz, Paper presentation, Debate on the subjects.

26. How do the teachers update themselves for discharging their teaching/research responsibilities? Give details.

Attending refresher courses –conducted by Academic Staff college sponsored by UGC

Participations in seminars – workshops – conferences.

Reforming and contributing to the journals

27. What is the annual budget allocation of the college to the department?
Rs. 10,000 for books
Eve (Rs. 25,000/- Books, Salary – Rs. 9,27,600/-)
28. How much of research funding has been generated by the teachers from other agencies?
Rs. 42,000/- awarded to Dr.S.Narasimhan for carrying out MP(2000-2002).
29. Do the teachers offer consultancy services and earn revenue for the college/department?
Yes ☐ No ☒
- If yes, how much has been earned during the last two years?

30. Furnish the following details:

Particulars	UG	PG	Research
Ratio of applications to available seats	3:1	2:1	2:1
Success rate (examination results)	58%	52%	100%
Progression to higher education rate	Day – 60% Eve - 50%	Day – 40% Eve - 25%	-
Employment rate	40%	60%	90%
Ratio of part-time teachers to full-time teachers	2:11	-	-
Ratio of academic staff to administrative staff	-	-	-

31. Furnish the following data :
- Ratio of students to teachers 24:1
 - Number of research papers published 10
32. Has the department received any special support for teaching or research?
Yes ☒ No ☐
Two teachers of our department completed their research funded by U.G.C
33. Any other information which highlights the unique achievements of the department:
- Course of study at all levels from U.G. to Ph.D
 - B.A, M.A, M.Phil, and Ph.D
 - Center for conducting research – leading to the award of degree in M.Phil. & Ph.D.

- | | | | |
|--------------------------|---|--------------------------|--------------------------|
| 2) University Rank | 2003 | 2002 | 2001 |
| M.A.(Business Economics) | 2 [1 st , 2 nd] | 1 [1 st Rank] | 5 [1 st Rank] |
| M.A. Economics | 1 [7 th Rank] | 1 [4 th Rank] | ---- |
- 3) Produced Eight Ph.D's, and 123 M.Phil.
- 4) Industrial visit for P.G. students is organised every year.
- 5) Socio economic survey of near by Indian backward village is done where P.G. and M.Phil. research scholars are trained in the survey.
- 6) Formation of study circle Decorum – Oct 2002.
- 7) Publications of its news letter (Bi – monthly) – Decorum's 360° . first issue relesed in april 2003.
- 8) Awarded Sp. Development Grant by UGC during the 9th and 10th Plan. These grants are given based on the publication of articles in leading journals and research work.
- 9) Minor Project Awarded by UGC for researching in to OP of US ,2000.

Enclosure

Dr.S.Narasimhan

1. Wage Differentials between Migrants and Non-migrants and discrimination in Urban Informal sector in Chennai. – *The Indian Journal of Labour Economics*, **40**, No.2 (1997).
2. The Informal Sector: Significant, but Struggling for a place and Recognition – *Man and Development*(June 2000)
3. Migration, Remittances and Family ties in Urban Informal sector - *The Indian Journal of Labour Economics*, **43**, No.1 (2000).
4. The Wider perspectives of Higher Education –India Times (March 2001)
5. Budget 2002-03, Economics Vis-à-Vis Populism – *Third Concept*, **16**, No.186 (August 2003).
6. Fiscal Reforms Network - *Third Concept*, **17**, No.194 (April 2003).
7. Professional Economics in Sports: An Investment Approach – *Asia-Specific, International Conference* (Sep 2003).
8. Ecological Impact of Globalisation- Understanding the Trade-off – World Conference on Nature, Science, Technology and Religions: Our common bioethical issues, An International Dialogue, *Eco Conference* (Nov 2003).
9. Entrepreneurial India and new Institutional Economics – A long term view – *The Indian Economic Journal* (Dec 2003).
10. Occupational Pattern of Urban slums in the city of Chennai – *Minor Project funded by UGC* (Dec 2002)

III. Inputs from the Departments

1. Name and address of the department:
Department of Commerce
D.G.Vaishnav College,
Arumbakkam, Chennai – 106.
2. Telephone number/s:
24754349 Ext : 126
3. Date of establishment of the department: Day:1969
Eve:1971
4. Built-up area of the department in sq. m. Day:10500 sq.ft
Eve:13500 sq.ft
5. List the different programmes (Level of Study = Certificate/ Diploma/ UG/PG Diploma/PG/ M.Phil./ Ph.D. etc. or equivalent) offered by the department together with the details required below:

Programme	Level of study	Cut-off marks at entry level in %	Student strength
B.Com	U.G.	65%	Day:623 Eve:798
M.Com	P.G.	65%	Day:54 Eve:48
M.Phil.	P.G.	65%	Day:12
Ph.D	P.G.	-	-

6. Number of teaching, technical and administrative staff of the department.

	Male	Female	Total
Total no. of teachers	32	16	48
Teachers with Ph.D. or equivalent as the highest qualification	4	-	4
Teachers with PG or equivalent as the highest qualification (M.Phil.)	25	16	41
Teachers with other specific eligible qualification(specify) (ACA, AICWA)	2	1	3
Technical staff	-	-	-
Administrative staff	Nil	-	Nil

7. Does the department have academic, administrative and financial autonomy?

	Yes	No
Academic matters	<input checked="" type="checkbox"/>	<input type="checkbox"/>
Administration	<input checked="" type="checkbox"/>	<input type="checkbox"/>
Finance	<input type="checkbox"/>	<input checked="" type="checkbox"/>

If yes, what extent?

Freedom available in scheduling arranging guest lectures, arranging expert lecturers and such other programmes

8. Number of students in the department during the current year:

	Female	Male	Total
Students from the same state where the college is located	Day:59 Eve:Nil	Day:703 Eve:846	Day:762 Eve:846
Students from other states of India	-	-	-
NRI students	-	-	-
Other overseas students	-	-	-
Grand Total	Day:59 Eve:Nil	Day:703 Eve:846	Day:762 Eve:846

Not Applicable

9. Is there a method of assessing the students' academic standing in order to provide enrichment and/or remedial courses?

Yes ☒ No ☐

10. Furnish the following details(in figures):

- Books in the department library: N.A.
- Journals/periodicals subscribed by the department:
- Computers in the department: 1
- Research projects completed during the last three years and their total outlay: N.A.
- Ongoing research projects
- Teachers who have attended national/international seminars during the last two years : 7
- Teachers who have been resource persons at workshops/seminars during the last two years : 2

11. Details of the last two batches of students:

	2002			2003		
	Batch			Batch		
	UG	PG	Total	UG	PG	Total
Admitted to the programme (entry year)	Day:192 Eve:228	Day:27 Eve:27	Day:219 Eve:255	Day:189 Eve:230	Day:20 Eve:26	Day:209 Eve:256
Drop-outs	Day:09 Eve:17	Day:02 Eve:08	Day: 11 Eve: 25	Day:11 Eve:26	Day:Nil Eve:Nil	Day:11 Eve:26
Appeared for the final year exam	Day:183 Eve:221	Day:25 Eve:19	Day:208 Eve:240	Day:178 Eve:204	Day:20 Eve:26	Day:198 Eve:204
Passed in the final exam	Day:144 Eve:165	Day:06 Eve:02	Day:150 Eve:167	Day:123 Eve:126	Day:16 Eve:06	Day:139 Eve:132
Passed in first class	Day:88 Eve:59	Day:04 Eve:04	Day:92 Eve:63	Day:06 Eve:08	Day:06 Eve:02	Day:12 Eve:10
University ranks, if any	Day:Nil Eve:Nil	Day:03 Eve:03	Day:03 Eve:03	Day:02 Eve:01	Day:03 Eve:00	Day:05 Eve:01

12. What is the sanctioned teaching staff strength and the present position?

Sanctioned: 48
Filled: 48

13. How often were national/international seminars, workshops etc. organised at the department?

One State Level Seminar on Banking held in March, 2001, sponsored by the UGC

14. Are there any international or national links/collaborations for teaching, research or both?
Nil

15. List the teaching staff, with their designations, qualifications, fields of specialization, years of experience, age and sex (in the descending order of seniority)

Name of the Teaching staff	Designation	Highest Qual.	Speciali-sation	Age	Sex
N.S.Natrajan	SGL	M.Phil	Accounts	56	M
B.Santhanam	SGL	M.Phil	Banking	56	M
T.S.Vembu	SGL	M.Phil	Accounts	48	M
S.Balasubramaniam	SGL	M.Phil	Accounts	48	M
A.Jayakumar	Reader	Ph.D	Income tax	46	M
N.Kalayanaraman	Reader	Ph.D	Costing	47	M
S.Guruswamy	Reader	Ph.D	Finance	42	M
R.Nagarajan	SGL	M.Phil.	Accounts	44	M
A.B.Sundaravadi Velu	SGL	M.Phil.	Costing	42	M
M.R.Vasudevan	SGL	M.Phil.	Income tax	40	M
R.Ganesan	SGL	M.Phil	Income tax	40	M
V.Prasanna Venakatesan	SGL	M.Phil	Accounts	50	M
J.Jayashankar	SGL	M.Phil	Accounts	37	M
S.Seshadrinathan	SGL	M.Phil	Accounts	35	M
R.Rangarajan	SL	Ph.D	Accounts	33	M
G.Varalakshmi	SL	M.Phil	Commerce	34	F
B.Vijayakumar	SL	M.Phil	Banking	30	M
T.Udayakumar	Lecturer	ICWA	Accounts	30	M
K.Prabhakar Rajkumar	Lecturer	M.Phil	Law	30	M
Haridayal Sharma	Lecturer	M.Phil	Law	25	M
Siva Rama krishnan	Lecturer	M.Phil	Law	25	M
C.Vijay	Lecturer	M.Phil	Statistics	24	M
R.Venkataramanan	Lecturer	M.Phil	Maths	27	M
L.G.Darbar	SL	M.Phil	Management	57	M
N.Bharthidasan	SL	M.Phil	Accounts	30	M
Chandri kala	SL	M.Phil	Maths	30	F
M.R.Geetha	L	M.Phil	O&M	32	F
G.Rajasekaran	L	M.Phil	Accounts	27	M
A.Venkatesh	SL	M.Com	Accounts	32	M
Ms. Vengadamani	L	FCA	Accounts & Tax	38	F
V.P.R.Sivakumar	SL	FCA	Income Tax	36	M
J.Satish	SL	M.Phil	Accounts	34	M
V.Hamsa veni	SL	M.Phil	Banking	35	F
Subbulakshmi	SL	M.Phil	Accounts	30	F
K.Girija	SL	M.Phil	Accounts	33	F
Gomathi Subramhanyan	SL	M.Phil	O&M	42	F
K.Abirami Devi	SL	M.Phil	O&M	33	F
K.Meenakshi	L	M.Phil	O&M	23	F

(b) Experience of the teachers:

Name of the Teacher					Research
	UG	PG	UG	PG	
N.S.Natrajan	32	26			
B.Santhanam	32	26			
T.S.Vembu	25	25			
S.Balasubramaniam	25	25			
A.Jayakumar	23	22			
N.Kalayanaraman	22	22			6 months
S.Guruswamy	21	21			2
R.Nagarajan	21	21			6
A.B.Sundaravadi Velu	21	21			
M.R.Vasudevan	17	17			
R.Ganesan	17	17			
V.Prasanna Venakatesan	17	17			
J.Jayashankar	15	15			
S.Seshadrinathan	12	12			
R.Rangarajan	11	11			
G.Varalakshmi	09	09			
B.Vijayakumar	08	08			
T.Udayakumar	6	1			
K.Prabhakar Rajkumar	6	6			
HaridayalSharma	4	0			
Siva Ramakrishnan	2	0			
C.Vijay	2	0			
R.Venkataramanan	4				
L.G.Darbar	10				
N.Bharthidasan	7	5			
Chandriakala	7	7			
M.R.Geetha	5				
G.Rajasekar	4				
A.Venkatesh	10				
Ms.Vengadamani	4				
V.P.R.Sivakumar	5				
J.Satish	8				
V.Hamsaveni	5	1			
Subbulakshmi	4				
K.Girija	6				
GomathiSubramhan yan	15	10			
K.Abirami Devi	6				

16. How many from the teaching staff have received national/international recognition as fellows, awardees etc.?
Three Teachers.

One teacher got the first prize from National productivity council.-R.Nagarajan
One teacher has published over 30 articles.- Dr.S.Gurusamy.
One teacher has published 7 articles – Dr.R.Rangarajan.

17. What percentage of the faculty are in active research (guiding research scholars, operating projects, publishing regularly, etc.)?

Two Staff members Dr.N.Kalyanaraman and Dr.S.Guruswamy have engaged themselves in active research.

18. List the major thrust areas within the subject in which research activities are being pursued.

19. Give details of ongoing projects funded by external agencies. Nil

Funding agency	Amount (Rs.)	Duration (years)	Collaboration, if any
-	-	-	-
-	-	-	-

20. What are the basic and advanced facilities, available and (like botanical garden, field laboratories, animal house, computing facility, major equipment, mortuary, post mortum facilities experimental surgery and medicine facilities etc.) acquired over the years?

Computer with Printer

21. What is the total number of publications (add the list) of the department in the last five years?
Over 40

22. Have any one of the teaching programmes been dropped because it lost its immediate relevance or because it was not viable?

No

23. What is the average work load in terms of actual contact lectures per week per teacher?

Sixteen hours per week

24. What is the average time spent by a teacher with students and how much time is spent on committees that deal with academic matters?

Around 9 hours per week

25. Does the department monitor overall performance of students through regular assessments?

Yes ☒ No ☐

If yes, give methods and details of assessment.

- Through weekly class tests
- Through periodical quarterly and half yearly exams.
- Model exams before university exams
- Class rooms seminars
- Exchanged cultural programmes
- Regular assignments

26. How do the teachers update themselves for discharging their teaching/research responsibilities? Give details.

- Visiting libraries
- Attending seminars etc.,
- Pursuing further studies
- Publishing articles
- Industrial visits
- Educational tours

27. What is the annual budget allocation of the college to the department?

Day: Rs.20,000 for books

Eve: Rs.25,000 for books, Rs. 21,95,700 for salary

28. How much of research funding has been generated by the teachers from other agencies?

Nil

29. Do the teachers offer consultancy services and earn revenue for the college/department?

Yes ☐ No ☒

If yes, how much has been earned during the last two years?

30. Furnish the following details:

Particulars	UG	PG	Research
Ratio of applications to available seats	Day:11:1 Eve:5:1	Day: 5:1 Eve: 4:1	-
Success rate (examination results)	Day:85% Eve:75%	Day:86% Eve:75%	Day: 90%
Progression to higher education rate	Day:5.5% Eve: 2%	Day:24% Eve:-	-
Employment rate	-	-	-
Ratio of part-time teachers to full-time teachers	Day:3:5 Eve:16:11	Day: Eve:5:1	-
Ratio of academic staff to administrative staff	-	-	-

31. Furnish the following data :

- Ratio of students to teachers
- Number of research papers published

60 : 1

32. Has the department received any special support for teaching or research?

Yes ☐ No ☒

33. Any other information which highlights the unique achievements of the department:

- The department is recognized for M.Phil (Commerce) course for the last 23 years
- Over 180 candidates have so far been qualified for M.Phil. in the last 20 years.
- 3 are qualified for Ph.D
- Currently over 12 students are doing Ph.D
- Two out of the 12, have submitted the synopsis under Dr.S.GURUSWAMY
- Results at U.G. levels is around 86% on an average
- Results at P.G. levels is around 70% on an average
- The expertise of all the teachers of the department are utilized by ICE, CA Institute, ICWA Institute, A.C.S Institute.
- 30 persons are examiners for university examinations.
- 25 are paper setters at U.G. and P.G levels.
- 2 has cleared UGC – NET Exam and 9 have cleared SLET Exam.
- Prof.B.Santhanam has published the following **text books** which is recommended by the University of Madras as reference books
 1. Banking and financial systems
 2. Financial Services
 3. Business English
 Published by Margham Publications.
- Prof.J.Jayasankar has published the following **text books**
 1. Marketing Management
 2. Business Management
- Dr.A.Jayakumar has authored the following **text books** published by well wishers publications ,Chennai.
 1. Banking and financial system
 2. Business Management

III. Inputs from the Departments

1. Name and address of the department: Banking Management (BBM)
D.G.Vaishnav College,
Arumbakkam, Chennai – 106.
2. Telephone number/s: 24754349 Ext : 130
3. Date of establishment of the department: 1997
4. Built-up area of the department 3300 sq.ft
5. List the different programmes (Level of Study = Certificate/ Diploma/ UG/PG Diploma/PG/ M.Phil./ Ph.D. etc. or equivalent) offered by the department together with the details required below:

Programme	Level of study	Cut-off marks at entry level in %	Student strength
BBM(Bank Management course)	3yrs UG	65%	170

6. Number of teaching, technical and administrative staff of the department.

	Male	Female	Total
Total no. of teachers	3	3	6
Teachers with Ph.D. or equivalent as the highest qualification	-	-	-
Teachers with PG or equivalent as the highest qualification	-	-	-
Teachers with other specific eligible qualification(specify) M.Phil	3	2	5
Technical staff (Computer programmer)	-	1	1
Administrative staff	-	-	-

7. Does the department have academic, administrative and financial autonomy?

	Yes	No
Academic matters	<input checked="" type="checkbox"/>	<input type="checkbox"/>
Administration	<input type="checkbox"/>	<input checked="" type="checkbox"/>
Finance	<input type="checkbox"/>	<input checked="" type="checkbox"/>

If yes, what extent?

To the extent of allocating subjects to teachers, workload, timetable, conducting test.

8. Number of students in the department during the current year : 2003-2004

	Female	Male	Total
Students from the same state where the college is located	22	142	164
Students from other states of India	-	6	6
NRI students	-	-	-
Other overseas students	-	-	-
Grand Total	22	148	170

9. Is there a method of assessing the students' academic standing in order to provide enrichment and/or remedial courses?
 Yes ☒ No ☐

10. Furnish the following details(in figures):

- Books in the department library:

We had 300 books in the department library, but they were all sent to general lib. from where the students can borrow books

- Journals/periodicals subscribed by the department No
- Computers in the department: No
- Research projects completed during the last three years and their total outlay: No
- Ongoing research projects No
- Teachers who have attended national/international seminars during the last two years : UGC Sponsored commerce dept. banking seminar, the dept. staff have attended, year 2000.
- Teachers who have been resource persons at workshops/seminars during the last two years : Nil

11. Details of the last two batches of students:

	2002			2003		
	Batch 1			Batch 2		
	UG	PG	Total	UG	PG	Total
Admitted to the programme (entry year)	Eve:65	NA	Eve:65	Eve:50	NA	Eve:50
Drop-outs	Eve:07	NA	Eve:07	Eve:03	NA	Eve:03
Appeared for the final year exam	Eve:58	NA	Eve:58	Eve:47	NA	Eve:47
Passed in the final exam	Eve:40	NA	Eve:40	Eve:31	NA	Eve:31
Passed in first class	Eve:10	NA	Eve:10	Eve:08	NA	Eve:08
University ranks, if any	Eve:Nil	NA	Eve:Nil	Eve:Nil	NA	Eve:Nil

Department has only Evening college and Undergraduate Course
NA - Not Applicable

12. What is the sanctioned teaching staff strength and the present position?

Sanctioned: H.O.D. -1 ; Fulltime-3 ; Part time-2 ; Total - 6.

Filled: 6

13. How often were national/international seminars, workshops etc. organised at the department?

14. Are there any international or national links/collaborations for teaching, research or both?

15. List the teaching staff, with their designations, qualifications, fields of specialisation, years of experience, age and sex (in the descending order of seniority) :

Name of the Teaching staff	Designation	Highest Qual.	Specialisation	Age	Sex
S.Balasubramaniam	HOD	M.com., M.Phil.,	Accounts and Management	47	M
N.Dhanasekaran	Lecturer	M.com., M.Phil.,	Accounts and Banking	29	M
Pradeepa George	Lecturer	M.com., M.Phil.,	Business law, Management	32	F
B.Sivakumar	Lecturer	M.com., M.Phil.,	Business law, accounts	26	M
S.Meena	Lecturer	M.com., M.Phil.,	Economics	26	F
Velmeil	Lecturer	M.C.A.	Computer	35	F

- (b) Experience of the teachers:

Name of the Teacher					Research
	UG	PG	UG	PG	
S.Balasubramaniam	25	25	-	-	18 (M.Phil.)
N.Dhanasekaran	5	-	-	-	-
Pradeepa George	3	-	-	-	-
B.Sivakumar	2	-	-	-	-
S.Meena	1	-	-	-	-
Velmeil	New	-	-	-	-

16. How many from the teaching staff have received national/international recognition as fellows, awardees etc.?

Nil

17. What percentage of the faculty are in active research (guiding research scholars, operating projects, publishing regularly, etc.)?

One (HOD) guiding M.Phil. students

18. List the major thrust areas within the subject in which research activities are being pursued.

Nil

19. Give details of ongoing projects funded by external agencies. Nil

Funding agency	Amount (Rs.)	Duration (years)	Collaboration, if any
-	-	-	-

20. What are the basic and advanced facilities, available and (like botanical garden, field laboratories, animal house, computing facility, major equipment, mortuary, post mortum facilities experimental surgery and medicine facilities etc.) acquired over the years?
Nil

21. What is the total number of publications (add the list) of the department in the last five years?
Nil

22. Have any one of the teaching programmes been dropped because it lost its immediate relevance or because it was not viable?
No

23. What is the average work load in terms of actual contact lectures per week per teacher?
16 hours for full time teachers.
8 hours for part time teachers.

24. What is the average time spent by a teacher with students and how much time is spent on committees that deal with academic matters?
Total working hours per day is 5 hours of which 3 hours being spent by each teacher with students.

25. Does the department monitor overall performance of students through regular assessments?
Yes ☒ No ☐
If yes, give methods and details of assessment.
Assignments, tests, model exams.

26. How do the teachers update themselves for discharging their teaching/research responsibilities? Give details.
Attending refresher courses offered by University of Madras and other Universities.

27. What is the annual budget allocation of the college to the department?
Rs.15,000 for books, Rs 3,97,500 for salary

28. How much of research funding has been generated by the teachers from other agencies?
Nil

29. Do the teachers offer consultancy services and earn revenue for the college/department? -
 Yes ☐ No ☒
 If yes, how much has been earned during the last two years?

30. Furnish the following details:

Particulars	UG	PG	Research
Ratio of applications to available seats	1:1		
Success rate (examination results)	75%	-	-
Progression to higher education rate NA	20%	-	-
Employment rate	10%	-	-
Ratio of part-time teachers to full-time teachers	1:3	-	-
Ratio of academic staff to administrative staff	-	-	-

31. Furnish the following data :

- Ratio of students to teachers 50 to 1
- Number of research papers published Nil

32. Has the department received any special support for teaching or research?
 Yes ☒ No ☐

33. Any other information which highlights the unique achievements of the department:
 Final year students to take up 21 days Bank training as stipulated by the University of Madras. Our students have already completed [batch (2003-2004)] during 'May' summer holidays. In this connection they have to submit a project work and to appear for viva conducted by an external examiner who is going to be a bank manager appointed by the University of Madras. This paper is called Banking practices-II, which is a mandatory paper.
 NOTE: On the part of teachers, the students are being allotted at the rate of 10 as a batch to each guide/teacher, will be helping them in these processes.

III. Inputs from the Departments

1. Name and address of the department: Corporate Secretaryship, D.G.Vaishnav College, Arumbakkam, Chennai - 106.
2. Telephone number/s: 24754349 - Ext 118.
3. Date of establishment of the department: Day:1982
Eve: 1988
4. Built-up area of the department: 1100 Sq.Ft
5. List the different programmes (Level of Study = Certificate/ Diploma/ UG/PG Diploma/PG/ M.Phil./ Ph.D. etc. or equivalent) offered by the department together with the details required below:

Programme	Level of study	Cut-off marks at entry level in %	Student strength
Corporate Secretaryship	P.G	50%	Day:Nil Eve:51
Corporate Secretaryship	U.G	60%	Day:217 Eve:365

6. Number of teaching, technical and administrative staff of the department.

	Male	Female	Total
Total no. of teachers	12	5	17
Teachers with Ph.D. or equivalent as the highest qualification	3	-	3
Teachers with PG or equivalent as the highest qualification	9	5	14
Teachers with other specific eligible qualification(specify)	-	-	-
Technical staff	Nil	Nil	Nil
Administrative staff	Nil	Nil	Nil

7. Does the department have academic, administrative and financial autonomy?

	Yes	No
Academic matters	<input checked="" type="checkbox"/>	<input type="checkbox"/>
Administration	<input checked="" type="checkbox"/>	<input type="checkbox"/>
Finance	<input type="checkbox"/>	<input checked="" type="checkbox"/>

If yes, what extent?
To decide the curricular and Co-curricular activities of the department.

8. Number of students in the department during the current year:

	Female	Male	Total
Students from the same state where the college is located	Day:Nil Eve:40	Day:217 Eve:376	Day:217 Eve:416
Students from other states of India	Nil	Nil	Nil
NRI students	Nil	Nil	Nil
Other overseas students	Nil	Nil	Nil
Grand Total	Day:Nil Eve:40	Day:217 Eve:376	Day:217 Eve:416

9. Is there a method of assessing the students' academic standing in order to provide enrichment and/or remedial courses?

Yes ☒ No ☐

10. Furnish the following details(in figures):

- Books in the department library: 350
- Journals/periodicals subscribed by the department: nil
- Computers in the department: nil
- Research projects completed during the last three years and their total outlay: nil
- Ongoing research projects: nil
- Teachers who have attended national/international seminars during the last two years : nil
- Teachers who have been resource persons at workshops/seminars during the last two years : nil

11. Details of the last two batches of students:

	2002			2003		
	Batch 1			Batch 2		
	UG	PG	Total	UG	PG	Total
Admitted to the programme (entry year)	Day:65 Eve:114	Day:NA Eve: 23	Day: 65 Eve:137	Day: 64 Eve:110	Day:NA Eve:33	Day:64 Eve:143
Drop-outs	Day:16 Eve:15	Day:NA Eve:01	Day:16 Eve:16	Day:Nil Eve:15	Day:NA Eve:02	Day:Nil Eve:17
Appeared for the final year exam	Day:49 Eve:99	Day:-NA Eve:22	Day:49 Eve:121	Day:64 Eve:95	Day:NA Eve:31	Day:64 Eve:126
Passed in the final exam	Day:46 Eve:57	Day:NA Eve:07	Day:46 Eve:64	Day:27 Eve:75	Day:NA Eve:14	Day:27 Eve:89
Passed in first class	Day:14 Eve:1 5	Day:NA Eve:04	Day:14 Eve:19	Day:05 Eve:17	Day:NA Eve:08	Day:05 Eve:25
University ranks, if any	Day:Nil Eve:Nil	Day:NA Eve:03	Day:Nil Eve:03	Day:02 Eve:11	Day:NA Eve:06	Day:02 Eve:17

12. What is the sanctioned teaching staff strength and the present position?

Sanctioned: 1+16
Filled: 1+16

13. How often were national/international seminars, workshops etc. organised at the department?

Nil

14. Are there any international or national links/collaborations for teaching, research or both?

Nil

15. List the teaching staff, with their designations, qualifications, fields of specialisation, years of experience, age and sex (in the descending order of seniority) :

Name of the Teaching staff	Designation	Highest Qual.	Specialisation	Age	Sex
Dr.T.S.Padmanaban	HOD & Reader	Ph.D	Law	45	M
R.Thanigaivel	Lecturer	AICWA, ACS	Costing	42	M
R.Sampath	Lecturer	M.Phil	Tax	50	M
Prabha Rajagopalan	Lecturer	M.Phil	Accounts	35	F
A.Mourougane	Lecturer	M.Phil	Accounts	32	M
E.Sasikumar	Lecturer	M.Phil	Marketing	28	M
G.Muthulakshmi	Lecturer	M.Com	Tax	28	F
D.Premkumar	Lecturer	M.Phil	Management	27	M
B.Karthikeyani	Lecturer	M.Phil	Accounts	28	F
G.Velmurugan	Lecturer	M.Phil	Law	34	M
K.S.Venkateswaran	Lecturer	M.Com	Management	34	M
Dr.Raju	Reader	Ph.D	marketing	47	M
Dr.PA Sathyanarayanan	Reader	Ph.D	HRD	46	M
Malini Balaji	Lecturer	B.L	Law	44	F
S.Lalitha	Lecturer	ACS	Company Law	42	F
S.Viswanathan	Lecturer	FCA	Auditing	63	M
S.J.Salavadore Victor	Lecturer	M.Phil	Marketing	60	M

- (b) Experience of the teachers:

Name of the Teacher					Research
	UG	PG	UG	PG	
Dr.T.S.Padmanaban	18	12	-	-	8
R.Thanigaivel	17	12	-	-	8
R.Sampath	8	4	-	-	2
Prabha Rajagopalan	10	-	-	-	-
A.Mourougane	7	2	-	-	-
E.Sasikumar	5	-	-	-	-
G.Muthulakshmi	5	2	-	-	-
D.Premkumar	1	-	-	-	-
B.Karthikeyani	6	1	-	-	-
G.Velmurugan	6	-	-	-	-
K.S.Venkateswaran	4	-	-	-	-
Dr.Raju	22	22	-	-	-

Dr.PA Sathyanarayanan	23	22	-	-	-
Malini Balaji	-	4	-	-	-
S.Lalitha	-	3	-	-	-
S.Viswanathan	10	10	-	-	-
S.J.Salavadore Victor	32	-	-	-	-

16. How many from the teaching staff have received national/international recognition as fellows, awardees etc.?
Nil

17. What percentage of the faculty are in active research (guiding research scholars, operating projects, publishing regularly, etc.)?
25%

18. List the major thrust areas within the subject in which research activities are being pursued.
Nil

19. Give details of ongoing projects funded by external agencies.

Funding agency	Amount (Rs.)	Duration (years)	Collaboration, if any
Nil			

20. What are the basic and advanced facilities, available and (like botanical garden, field laboratories, animal house, computing facility, major equipment, mortuary, post mortum facilities experimental surgery and medicine facilities etc.) acquired over the years?
Nil

21. What is the total number of publications (add the list) of the department in the last five years?
4

22. Have any one of the teaching programmes been dropped because it lost its immediate relevance or because it was not viable?
No

23. What is the average work load in terms of actual contact lectures per week per teacher?
16 hours

24. What is the average time spent by a teacher with students and how much time is spent on committees that deal with academic matters?
With students- 20 hrs/week
On committees -10 hrs/week

25. Does the department monitor overall performance of students through regular assessments?
Yes ☒ No ☐

If yes, give methods and details of assessment.

Class test, Unannounced test, Seminar, Symposium, Group discussions, Quiz

26. How do the teachers update themselves for discharging their teaching/research responsibilities? Give details.
Referring libraries, attending refresher courses, Conferences & seminars on related subjects.

27. What is the annual budget allocation of the college to the department?

Day: Rs.10,000 for books

Eve: Rs.25,000 for books, Rs.8,93,388 for salary

28. How much of research funding has been generated by the teachers from other agencies?
Nil

29. Do the teachers offer consultancy services and earn revenue for the college/department?
Yes ☐ No ☒

If yes, how much has been earned during the last two years?

30. Furnish the following details:

Particulars	UG	PG	Research
Ratio of applications to available seats	Day:8:1 Eve:2:1	Day:Nil Eve:3:2	-
Success rate (examination results)	Day:76% Eve:	NA	-
Progression to higher education rate	Day:10% Eve: 10%	NA	-
Employment rate	Day:20% Eve: 25%	NA	-
Ratio of part-time teachers to full-time teachers (4 full time)	Day:0:4 Eve:	NA	-
Ratio of academic staff to administrative staff	Nil	Nil	Nil

31. Furnish the following data :

- Ratio of students to teachers 27:1
- Number of research papers published 4

32. Has the department received any special support for teaching or research?
 Yes ☐ No ☒

33. Any other information which highlights the unique achievements of the department:

Conducted two day intercollegiate cultural festival "CORPORICA" – for two years
 Membership in Professional bodies

Name

Professional Qualifications

Membership details

Name of the Professional Organisation : The Institute of Cost and Works

Type of membership

Post Qualification teaching experience

R. Thanigaivel
 AICWA & ACS

Accounting of India

Associate member

15 years

Name of the Professional Organisation : The Institute of Company Secretaries of

Type of membership

Post Qualification teaching experience

India

Associate member

8 years

	Male	Female	Total
Number of teachers	2	4	6
Teachers with Ph.D. or equivalent or the highest qualification		1	1
Teachers with Ph.D. or equivalent or the highest qualification	-	2	2
Teachers with other specific skills	2	1	3
Teachers with other specific skills	-	-	-
Teachers with other specific skills	-	-	-

Does the department have a website? (Indicate Yes/No)

	Yes	No
Website address	<input checked="" type="checkbox"/>	<input type="checkbox"/>
Website address	<input type="checkbox"/>	<input checked="" type="checkbox"/>
Website address	<input type="checkbox"/>	<input checked="" type="checkbox"/>

III. Inputs from the Departments

1. Name and address of the department: Post Graduate Department of Social Work
D.G.Vaishnav College,
Arumbakkam, Chennai – 106.
2. Telephone number/s: 24751264, 24754349. EXT:120
3. Date of establishment of the department: July 1st 1989.
4. Built-up area of the department in sq. m. 180
5. List the different programmes (Level of Study = Certificate/ Diploma/ UG/PG Diploma/PG/ M.Phil./ Ph.D. etc. or equivalent) offered by the department together with the details required below:

Programme	Level of study	Cut-off marks at entry level in %	Student strength
M.A.Social work	P.G.	50%	68

6. Number of teaching, technical and administrative staff of the department.

	Male	Female	Total
Total no. of teachers	2	4	6
Teachers with Ph.D. or equivalent as the highest qualification	-	1	1
Teachers with PG or equivalent as the highest qualification	-	2	2
Teachers with other specific eligible qualification(specify)[M.Phil/U.G.C/SLET]	2	1	3
Technical staff	-	-	-
Administrative staff	-	-	-

7. Does the department have academic, administrative and financial autonomy?

	Yes	No
Academic matters	<input checked="" type="checkbox"/>	<input type="checkbox"/>
Administration	<input type="checkbox"/>	<input checked="" type="checkbox"/>
Finance	<input type="checkbox"/>	<input checked="" type="checkbox"/>

If yes, what extent?

Planning and implementing the entire curriculum.

8. Number of students in the department during the current year:

	Female	Male	Total
Students from the same state where the college is located	20	48	68
Students from other states of India	Nil	Nil	Nil
NRI students	Nil	Nil	Nil
Other overseas students	Nil	Nil	Nil
Grand Total	20	48	68

9. Is there a method of assessing the students' academic standing in order to provide enrichment and/or remedial courses?
Yes ☒ No ☐

10. Furnish the following details(in figures):

- Books in the department library: NA
- Journals/periodicals subscribed by the department: --
- Computers in the department: 3 terminals
- Research projects completed during the last three years and their total outlay: 2
- Ongoing research projects: 2
- Teachers who have attended national/international seminars during the last two years : 3
- Teachers who have been resource persons at workshops/seminars during the last two years : 3

11. Details of the last two batches of students:

Batch 1

Batch 2

	UG	PG	Total	UG	PG	Total
Admitted to the programme (entry year)	NA	Day:32	Day:32	NA	Day:29	Day:29
Drop-outs	NA	Day:01	Day:01	NA	Day:02	Day:02
Appeared for the final year exam	NA	Day:31	Day:31	NA	Day:27	Day:27
Passed in the final exam	NA	Day:07	Day:07	NA	Day:19	Day:19
Passed in first class	NA	Day:05	Day:05	NA	Day:14	Day:14
University ranks, if any	NA	Day:01	Day:01	NA	Day:12	Day:12

The department has Post Graduate course in Day College only.
NA - Not Applicable

12. What is the sanctioned teaching staff strength and the present position?
Sanctioned: 6
Filled: 1 [All others are Management staff]

13. How often were national/international seminars, workshops etc. organised at the department?
Atleast 3 times a year

14. Are there any international or national links/collaborations for teaching, research or both?
Yes

15. List the teaching staff, with their designations, qualifications, fields of specialisation, years of experience, age and sex (in the descending order of seniority) :

Name of the Teaching staff	Designation	Highest Qual.	Specialisation	Age	Sex
Dr. Vidhya Srinivasan	HOD	Ph.D	Social Work	47	F
V. Sayee Kumar	Lecturer	M.Phil MHRM PGDGC CIG	Psy. Social Work Human Resources Management. Counseling Guidance	41	M
Aruna kumari	Lecturer	M.Phil	Community Development	33	F
R. Sandhya	Lecturer	MSW (P.M. I.R) UGC	Personnel Management & Industrial Relations	30	F
R. Baskar	Lecturer	MSW (PM & IR) UGC	Personnel Management & Industrial Relations	28	M
T.R. Sanuja	Lecturer	MSW (HRM)	HRM	23	F

- (b) Experience of the teachers:

Name of the Teacher					Research
	UG	PG	UG	PG	
Dr. Vidhya Srinivasan	-	23	-	-	-
V. Sayee Kumar	-	07	-	-	-
Aruna kumari	-	06	-	-	-

R. Sandhya	-	03	-	-	-
R. Baskar	-	02	-	-	-
T.R. Sanuja	-	1.2	-	-	-

16. How many from the teaching staff have received national/international recognition as fellows, awardees etc.?

2

17. What percentage of the faculty are in active research (guiding research scholars, operating projects, publishing regularly, etc.)?

30%

18. List the major thrust areas within the subject in which research activities are being pursued.

- Training and Development
- Business Process Planning / Mapping
- Counseling and Industrial Social work

19. Give details of ongoing projects funded by external agencies.

Funding agency	Amount (Rs.)	Duration (years)	Collaboration, if any
The projects are piece meal and therefore funds come from beneficiaries mostly industries / business houses	NA	NA	NA

20. What are the basic and advanced facilities, available and (like botanical garden, field laboratories, animal house, computing facility, major equipment, mortuary, post mortum facilities experimental surgery and medicine facilities etc.) acquired over the years?
Computers, Fax, Internet and OHP

21. What is the total number of publications (add the list) of the department in the last five years?

3

22. Have any one of the teaching programmes been dropped because it lost its immediate relevance or because it was not viable?

The Industrial study tour was stopped due to time and cost.

23. What is the average work load in terms of actual contact lectures per week per teacher?

15 hours of teaching over 5 days.

24. What is the average time spent by a teacher with students and how much time is spent on committees that deal with academic matters?
15 hours are spent with students and 10 hours on committees like Perform ISTP Speakers Forum.

25. Does the department monitor overall performance of students through regular assessments?
Yes ☒ No ☐

If yes, give methods and details of assessment.

Assignments, Presentations, Workshops, Role plays, Training Programmes are regularly conducted with compulsory student participation.

26. How do the teachers update themselves for discharging their teaching/research responsibilities? Give details.

Attend National International Conferences conducted by professional bodies conducted workshops, Seminars and so on.

27. What is the annual budget allocation of the college to the department?
Rs. 5,000 for books

28. How much of research funding has been generated by the teachers from other agencies?
Nil

29. Do the teachers offer consultancy services and earn revenue for the college/department?

Yes ☐ No ☒

If yes, how much has been earned during the last two years?

30. Furnish the following details:

Particulars	UG	PG	Research
Ratio of applications to available seats	NA	10:1	NA
Success rate (examination results)	NA	60%	NA
Progression to higher education rate	NA		NA
Employment rate	NA	75%	NA
Ratio of part-time teachers to full-time teachers	NA	0	NA
Ratio of academic staff to administrative staff	NA	0	NA

31. Furnish the following data :

- Ratio of students to teachers
- Number of research papers published

14:1

32. Has the department received any special support for teaching or research?

Yes ☒ No ☐

Some staff members have attended refresher programmes.

33. Any other information which highlights the unique achievements of the department:

- a) Until 2001 the department had 100% placement in reputed organizations like CTS, TCS, FORD, HYUNDAI, SATYAM, WIPRO, INFOSYS, HINDUSTAN LEVER.
- b) Now the placement record is 75%
- c) The department networks with more than 200 Business organizations and 100 N.G.O's regularly.
The students' personal and professional profile is shaped through several exercises
- d) Industrial and NGO visits
- e) Field work exposure to 6 organizations (both NGO & Industry) through the 2 years.
- f) Personality Development programmes through ISTD speakers form, PERFORM school social work , Industrial Social Work and summer placement.
- g) The staff of the department are sought by companies for consultancy work regularly. In all 6 sets of consultancy assignments have been completed in the last 2 years at FORD, LUCAS T.V.S, IP Rings , Britannia, WIPRO, TI Diamond and so on.

The department received the following awards

- a) The Best Student Cell award by the Indian society of Training and Development Chennai chapter (1999).
- b) The Malcolm Adisheshaiah Award for excellence in Adult literacy (1994).
- c) The HOD has been to Canada and Netherlands on an International study exchange through the Rotary International she was one of the 4 professionals chosen by the Chennai district 3230(1994).
- d) The HOD was selected by the British Council for a capacity Building exercise to London attached to the city university UK (1997).
- e) The HOD was also sent to attend a fully sponsored Women in Leadership programme to Birmingham U.K. in (1992).
- f) The HOD made a presentation on gender development and career growth of Indian women professionals at the university of Mauritius in 2000.
- g) Staff V.Sayee kumar made presentations in WHO Workshops and WORLD CONGRESS OF CHILD AND ADOLESCENT PSYCHIATRY.

The Achievement of Staff

Staff Name	Conference	Program.Organisation	Articles	Resource person training
V.Sayee kumar	19	4+3+5	3	10
Aruna	3	4		
Sandhya	4	3+2		
Baskar	4	5		
Sanuja	4	2		

V.SAYEE KUMAR

Presentation / Participation in Conferences (1997 – 2003)

- 1.Seminar on Non Pharmacological treatment in Mental disorders, SCARF, 1997.
- 2.Seminar on C.M.H and community based Rehabilitation SCARF, Chennai, 1997.
- 3.Workshop of Research Methodology-Protocol development in health and social sciences, Chennai, 1997.
- 4.Seminar on Human rights, British council, Chennai,1998.
- 5.National Seminar on Gerontological Social Work, TISS, Mumbai, 1998.
- 6.International Workshop on Schizophrenia, NIMHANS,Bangalore,1998.
- 7.W.H.O workshop on Life Skills Development, Bangalore, 1998.
- 8.Seminar on Emotional Quotient, M.S.S.W., 1998.
- 9.Seminar on Counseling Skills in different fields, M.S.S.W., 2000.
- 10.National workshop on Human Rights and Social Work profession, Baroda, 2001.
- 11.NAAC – C.I.I Higher Education Summit, Chennai.
- 12.Workshop on Mental Health and Allied Issues, Chennai, 2002.
- 13.National study conference on Human Rights and Hunger, Chennai, 2002.
- 14.International symposium on Psychosocial Interventions for Survivor of Commercial Sexual Exploitation, New Delhi, 2002.
- 15.International Congress of Child and Adolescent Psychiatry, New Delhi, 2002.
- 16.National Seminar on Social Work Education, New Delhi, 2002.
- 17.Seminar on Counseling for Youth-NSS & MSSW, Chennai,2002.
- 18.National conference on HRD by Department of Psychology, University of Madras,2003.
- 19.Seminar on Education and Training in Professional Counselling, Chennai,2003.
- 20.National Conference of Indian Assn. for Social Psychiatry,Trichy2003.
21. National Conference on Couples &Family Systems, Bangalore 2003.

ARTICLES PUBLISHED

1. Managers in the Millenium
2. Pre-retirement Counselling
3. Who am I ? (Write up on Adolescent's problems)

Seminars and Workshops under the aegis of SWASTYA (Social Work Action Strategies Towards Youth Action) **organized:** (1997-2003).
Counseling: Changing themes and trends (Special focus on Counseling in Industries)

1. Industrial Social work
2. Seminar and Workshop on Group work Practice in Corporation School.
3. Workshop on Personality/skill development for young student managers.

TRAINING PROGRAMME(As a Resource Person and Trainer)

1. Training of Community college teachers in Counseling skills and career guidance
2. Training of Supervisors at the LUCAS-TVS, Pondichery in counseling skills.
3. Training of employees on managing self and family at Madras Cricket Club.
4. Training Programme on career guidance for the children of employees at Britannia, Chennai.
5. Training of School teachers in HR skills under the Teachers Empowerment Programme on behalf of WIPRO through EZ Vidya at TI school, Chennai.
6. Training of employees on change towards the positive work culture at Britannia.
7. Training of students at the Personality Development camp on Social environment at Tonekala Campsite, Chennai.
8. Training of NSS leaders at the state level youth leadership training programme on Communication and Leadership.
9. Training of Women employees on health and nutrient at Wellknit Apparels.
10. Organizing dozens of training programmes the personality development and managerial HR skills under the aegis of Indian Society for training and development – students cell as faculty advisor.
11. Workshop on Communication for the senior Executives, Airport Authority of India.
12. RADIO PROGRAMMES : Personality development Student and youth. AIR – FM Since June 2003 – Dec 2003.

**RURAL CAMPS (ORGANIZED, COORDINATED AND CONDUCTED)
1997 – 2001**

1. Nagal village, North Arcot district.
2. Chakkarachetty Patti, Omalur, Salem.
3. Poppireddy Patti, Dharmapuri district.
4. Servarayan hills, Yercaud, Salem district.
5. Poppireddy Patti, Dharmapuri district.

**INDUSTRIAL SOCIAL WORK – FACULTY ADVISOR AND
COORDINATOR (1998–2003).**

An innovative field work projects to work with employees and their families and their neighborhood communities on social welfare themes.

- 1) Pepsi Co
- 2) Orchid Chemicals
- 3) MRF
- 4) Tube products of India

- 5) T.I. Cycles
- 6) T.I. Diamond chains
- 7) Dock labor board
- 8) Wellknit Apparels
- 9) Balmer and Lawrie
- 10) Coca - Cola
- 11) Dr. Reddy's Lab
- 12) TISCO
- 13) Titan Industries
- 14) Britannia
- 15) E.I.D Parry
- 16) BHEL
- 17) Eicher (Royal Enfield)

ACTIVITIES UNDERTAKEN UNDER ISW

1. Health Education.
2. Medical Camp
3. Survey
4. Program for Children
5. Counseling
6. Personality development
7. Community Programmes
8. Organizing Celebrations or events.

Ms. ARUNA KUMARI . M

PROGRAMMES ATTENDED

1. NIPM Annual Convention, Bhubaneswar - 2000.
2. MMA Annual Convention, Chennai - 2002.
3. Employees Federation of India conducted at Hotel Savera, Chennai.
4. Annual Conference, Chennai - 2001.

Field work coordinator / Training placement - 3years.

PROGRAMME COORDINATED

1. Rural Camp - 4
2. PERFORM, 2003.

Ms. SANDHYA

PROGRAMMES ATTENDED

1. MMA Annual Convention, Chennai - 2001.
2. MMA Annual Convention, Chennai - 2002.
3. All India Management Association, Annual Convention, Delhi - 2003.
4. HRD Network Annual Convention, Chennai - 2003.

PROGRAMMES CO-ORDINATED

1. Rural Camp, 2003(Swathi)
2. Group work Seminar -2002.

Mr. R.BASKAR

PROGRAMMES ATTENDED

1. Building Competitive Workforce and High Performance Organization Organized by Council of Indian Employers, Oct 19th and 20th 2001 at Hotel Savera, Chennai.
2. Attended Leadership Training Programme, Conducted by CETC Bangalore, 30th, 31st December 2002 and 1st January 2003 at Management Development Center, Ashok Leyland, Hosur.
3. One day Conference on HRD for Corporate Excellence on 5th February 2003, at The Residency, Coimbatore.
4. MMA Annual Convention, 2002 at Taj Coromandel, Chennai.
5. National HRD Networks 4th conference of young HRD professionals Building Business capability perform or perish Nov 7th & 8th, 2003, Hotel Park Royal, New Delhi.

PROGRAMMES CO-ORDINATED

1. Rural Camp, 2001(SEVA)
2. Rural Camp, 2002(SAHARA)
3. Rural Camp, 2003(SWATHI)
4. PERFORM, 2002.
5. Group work Programme for Corporation Middle Schools students 2002.

Ms. SANUJA T.R.

PROGRAMMES ATTENDED DURING 2002 – 2003

1. National Human Rights Convention; MCC – Tambaram.
2. MMA Annual Convention 2002, Chennai.
3. HRD Network, One day seminar on Women, Synergies at Workplace, Chennai.
4. To attend INTERNATIONAL SYMPOSIUM ON Towards Democratic pluralism : Challenges for Social Development in the 21st Century and present posters on Industrial Social work and Group work at state run schools., 2003.

PROGRAMMES COORDINATED

1. Rural camp 2002. For I year students – SAHARA
2. Guest lecture: coordinators, II year students 2003 – 2004

III. Inputs from the Departments

1. Name and address of the department: Bachelor of Business Administration
2. Telephone number/s: 24754349 Ext : 129
3. Date of establishment of the department: 1991
4. Built-up area of the department in sq. m. 3300 Sq.Ft
5. List the different programmes (Level of Study = Certificate/ Diploma/ UG/PG Diploma/PG/ M.Phil./ Ph.D. etc. or equivalent) offered by the department together with the details required below:

Programme	Level of study	Cut-off marks at entry level in %	Student strength
BBA	U.G	75% with Maths	189

6. Number of teaching, technical and administrative staff of the department.

	Male	Female	Total
Total no. of teachers	6	2	8
Teachers with Ph.D. or equivalent as the highest qualification	-	-	-
Teachers with PG or equivalent as the highest qualification	6	2	8
Teachers with other specific eligible qualification(specify)M.Phil.,Ph.D.,MBA, BGL., SLET.	6	2	8
Technical staff	Nil	Nil	Nil
Administrative staff	Nil	Nil	Nil

7. Does the department have academic, administrative and financial autonomy?

	Yes	No
Academic matters	<input checked="" type="checkbox"/>	<input type="checkbox"/>
Administration	<input checked="" type="checkbox"/>	<input type="checkbox"/>
Finance	<input type="checkbox"/>	<input checked="" type="checkbox"/>

If yes, what extent?

Framing of timetable, Allocation of work, Work arrangement on day today basis, Arrangement for practical and project work.

8. Number of students in the department during the current year:

	Female	Male	Total
Students from the same state where the college is located	16	173	189
Students from other states of India	-	-	-
NRI students	-	-	-
Other overseas students	-	-	-
Grand Total	16	173	189

9. Is there a method of assessing the students' academic standing in order to provide enrichment and/or remedial courses?
Yes ☒ No ☐

10. Furnish the following details(in figures):

- Books in the department library: Nil
- Journals/periodicals subscribed by the department: Nil
- Computers in the department: Nil
- Research projects completed during the last three years and their total outlay: Nil
- Ongoing research projects Nil
- Teachers who have attended national/international seminars during the last two years : Nil
- Teachers who have been resource persons at workshops/seminars during the last two years : Nil

11. Details of the last two batches of students:

	2002			2003		
	Batch 1			Batch 2		
	UG	PG	Total	UG	PG	Total
Admitted to the programme (entry year)	Eve:64	NA	Eve:64	Eve:50	NA	Eve:50
Drop-outs	Eve:01	NA	Eve:01	Eve:09	NA	Eve:09
Appeared for the final year exam	Eve:63	NA	Eve:63	Eve:41	NA	Eve:41
Passed in the final exam	Eve:49	NA	Eve:49	Eve:36	NA	Eve:36
Passed in first class	Eve:21	NA	Eve:21	Eve	NA	Eve
University ranks, if any	Eve:04	NA	Eve:04	Eve:Nil	NA	Eve:Nil

The department has Under Graduate course in Evening College only.
NA - Not Applicable

12. What is the sanctioned teaching staff strength and the present position?
Sanctioned: Four
Filled : Four

13. How often were national/international seminars, workshops etc. organised at the department?
Nil

14. Are there any international or national links/collaborations for teaching, research or both?
Nil

15. List the teaching staff, with their designations, qualifications, fields of specialisation, years of experience, age and sex (in the descending order of seniority) :

Name of the Teaching staff	Designation	Highest Qual.	Specialisation	Age	Sex
T.S.Vembu	SGL	M.Phil	Accounts	47	M
P.Jaideep	SL	M.Phil	Personnel	37	M
Raja manohari	SL	M.Phil	Marketing	40	F
Karthikeyan	SL	M.Phil	Management	38	M
K.S.Sathya narayanan	SL	MBA	Computer	35	M
L.Arumugam	Lecturer	M.Phil	Economics	39	M
R.Venkatesh	Lecturer	MBA	Marketing	35	M
S.U.Malini	Lecturer	M.Sc	Maths	28	F

(b) Experience of the teachers:

Name of the Teacher					Research
	UG	PG	UG	PG	
T.S.Vembu	25	-	-	-	-
P.Jaideep	12	-	-	-	-
Raja manohari	11	-	-	-	-
Karthikeyan	07	-	-	-	-
K.S.Sathya narayanan	06	-	-	-	-
L.Arumugam	04	-	-	-	-
R.Venkatesh	04	-	-	-	-
S.U.Malini	04	-	-	-	-

16. How many from the teaching staff have received national/international recognition as fellows, awardees etc.?
Nil

17. What percentage of the faculty are in active research (guiding research scholars, operating projects, publishing regularly, etc.)?
 3 have registered for Ph.D.
 One has already submitted the synopsis

18. List the major thrust areas within the subject in which research activities are being pursued.

- Empowerment of employees and motivation
- Celebrity advertising and its impact on people.

19. Give details of ongoing projects funded by external agencies. Nil

Funding agency	Amount (Rs.)	Duration (years)	Collaboration, if any
-	-	-	-
-	-	-	-

20. What are the basic and advanced facilities, available and (like botanical garden, field laboratories, animal house, computing facility, major equipment, mortuary, post mortum facilities experimental surgery and medicine facilities etc.) acquired over the years?
 Nil

21. What is the total number of publications (add the list) of the department in the last five years?
 Nil

22. Have any one of the teaching programmes been dropped because it lost its immediate relevance or because it was not viable?
 No

23. What is the average work load in terms of actual contact lectures per week per teacher?
 16 hours per week

24. What is the average time spent by a teacher with students and how much time is spent on committees that deal with academic matters?
 Around 8 hours per week

25. Does the department monitor overall performance of students through regular assessments?
 Yes ☒ No ☐

If yes, give methods and details of assessment.

Half yearly and Quarterly exams – Un announced tests – Conducting weakly class test module wise – Model exams on centralized basis before university examinations – ensuring dynamic interactions with students.

26. How do the teachers update themselves for discharging their teaching/research responsibilities? Give details.

Visiting libraries – Visiting university department – Inviting experts from the Industry
– Industrial visits by teachers.

27. What is the annual budget allocation of the college to the department?
Rs.15,000 for books, Rs. 5,24,400 for salary

28. How much of research funding has been generated by the teachers from other agencies?
Nil

29. Do the teachers offer consultancy services and earn revenue for the college/department?

Yes ☐ No ☒

If yes, how much has been earned during the last two years?--

30. Furnish the following details:

Particulars	UG	PG	Research
Ratio of applications to available seats	7:1	-	-
Success rate (examination results)	98%	-	-
Progression to higher education rate	20%	-	-
Employment rate	NA	-	-
Ratio of part-time teachers to full-time teachers	5:3	-	-
Ratio of academic staff to administrative staff	Nil	-	-

31. Furnish the following data :

- Ratio of students to teachers 45 : 1
- Number of research papers published

32. Has the department received any special support for teaching or research?

Yes ☐ No ☒

33. Any other information which highlights the unique achievements of the department:

- Results have been consistently around 95% in the final year.
- Around 7 students have gone abroad for higher education.
- 10 students have joined MBA in (in the last year) the top 100 B schools
- All the teachers are resource persons in ICE and IGNOU
- Four are examiners in U.G.
- One is an Examiner in P.G.

III. Inputs from the Departments

1. Name and address of the department: School of Management
2. Telephone number/s: 25016144
3. Date of establishment of the department: 1995
4. Built-up area of the department in sq. m. 600 m²
5. List the different programmes (Level of Study = Certificate/ Diploma/ UG/PG Diploma/PG/ M.Phil./ Ph.D. etc. or equivalent) offered by the department together with the details required below:

Programme	Level of study	Cut-off marks at entry level in %	Student strength
MBA	PG	50%	120

6. Number of teaching, technical and administrative staff of the department.

	Male	Female	Total
Total no. of teachers	6	1	7
Teachers with Ph.D. or equivalent as the highest qualification	-	-	-
Teachers with PG or equivalent as the highest qualification	6	1	7
Teachers with other specific eligible qualification(specify)	-	-	-
Technical staff	-	1	1
Administrative staff	2	-	2

7. Does the department have academic, administrative and financial autonomy?

	Yes	No
Academic matters	<input checked="" type="checkbox"/>	<input type="checkbox"/>
Administration	<input checked="" type="checkbox"/>	<input type="checkbox"/>
Finance	<input checked="" type="checkbox"/>	<input type="checkbox"/>

If yes, what extent?

Upto evaluation

8. Number of students in the department during the current year:

	Female	Male	Total
Students from the same state where the college is located	27	88	115
Students from other states of India	2	3	5
NRI students	-	-	-
Other overseas students	-	-	-
Grand Total	29	91	120

9. Is there a method of assessing the students' academic standing in order to provide enrichment and/or remedial courses?
 Yes ☒ No ☐

10. Furnish the following details(in figures):

- Books in the department library: 4000
- Journals/periodicals subscribed by the department: 30
- Computers in the department: 50
- Research projects completed during the last three years and their total outlay: -
- Ongoing research projects
- Teachers who have attended national/international seminars during the last two years : 3
- Teachers who have been resource persons at workshops/seminars during the last two years : 3

11. Details of the last two batches of students:

	2002 Batch 1			2003 Batch 2		
	UG	PG	Total	UG	PG	Total
Admitted to the programme (entry year)	NA	50	50	NA	61	61
Drop-outs	NA	01	01	NA	02	02
Appeared for the final year exam	NA	49	49	NA	59	59
Passed in the final exam	NA	11	11	NA	45	45
Passed in first class	NA	08	08	NA	28	28
University ranks, if any	NA	02	02	NA	17	17

The department has Post Graduate course in Evening College only.
NA - Not Applicable

12. What is the sanctioned teaching staff strength and the present position?

Sanctioned: 7
Filled: 7

13. How often were national/international seminars, workshops etc. organised at the department?

Several workshops had been organized.

14. Are there any international or national links/collaborations for teaching, research or both?
Yes

15. List the teaching staff, with their designations, qualifications, fields of specialisation, years of experience, age and sex (in the descending order of seniority) :

Name of the Teaching staff	Designation	Highest Qual.	Specialisation	Age	Sex
A. Anantharaman	HOD	MBA, DSSA, DT&D, MA, BGL-F.NIPM	General Management & Human Resource	62	M
P. Jayaraman	Professor	MBA, PGDMM	Marketing	48	M
K.S. Sathyanarayanan	Professor	MCA, MBA & MHRM	Human Resource & Systems	31	M
Manju Sriram	Assistant Professor	MBA & MFM	Finance	34	F
T.K. Prasad	Assistant Professor	MSc	Systems	25	M
B. Anandan	Lecturer	MBA-BL	Finance	32	M
C. Sarath Mohan	Lecturer	MBA	Marketing	24	M

(b) Experience of the teachers:

Name of the Teacher					Research
	UG	PG	UG	PG	
A. Anantharaman	1	22	-	-	-
P. Jayaraman	5	10	-	-	-
K.S. Sathyanarayanan	7	7	-	-	-
Manju Sriram	5	6	-	-	-
T.K. Prasad	Nil	3	-	-	-
B. Anandan	1	3	-	-	-
C. Sarath Mohan	Nil	Nil	-	-	-

16. How many from the teaching staff have received national/international recognition as fellows, awardees etc.?
1

17. What percentage of the faculty are in active research (guiding research scholars, operating projects, publishing regularly, etc.)?

18. List the major thrust areas within the subject in which research activities are being pursued.

19. Give details of ongoing projects funded by external agencies. Nil

Funding agency	Amount (Rs.)	Duration (years)	Collaboration, if any
-	-	-	-

20. What are the basic and advanced facilities, available and (like botanical garden, field laboratories, animal house, computing facility, major equipment, mortuary, post mortum facilities experimental surgery and medicine facilities etc.) acquired over the years?

A Computer lab and OHP are available and extensively used.

21. What is the total number of publications (add the list) of the department in the last five years?

22. Have any one of the teaching programmes been dropped because it lost its immediate relevance or because it was not viable?

No

23. What is the average work load in terms of actual contact lectures per week per teacher?

16

24. What is the average time spent by a teacher with students and how much time is spent on committees that deal with academic matters?
12 hours, 5 hours

25. Does the department monitor overall performance of students through regular assessments?

Yes ☒ No ☐

If yes, give methods and details of assessment.

Seminars, Group discussions, test, Roleplays, Case study

26. How do the teachers update themselves for discharging their teaching/research responsibilities? Give details.

Books, journals and periodicals, Seminar & Workshops

27. What is the annual budget allocation of the college to the department?

Rs. 1,00,000 for books

28. How much of research funding has been generated by the teachers from other agencies?

No

29. Do the teachers offer consultancy services and earn revenue for the college/department?

Yes ☐ No ☒

If yes, how much has been earned during the last two years?

30. Furnish the following details:

Particulars	UG	PG	Research
Ratio of applications to available seats		7:1	
Success rate (examination results)		80%	
Progression to higher education rate		15%	
Employment rate		60%	
Ratio of part-time teachers to full-time teachers			
Ratio of academic staff to administrative staff		3	

31. Furnish the following data :

- Ratio of students to teachers 9:1
- Number of research papers published

32. Has the department received any special support for teaching or research?

Yes ☒ No ☐

33. Any other information which highlights the unique achievements of the department:

COMBAT- Management Meet- We have conducted. Around 23 colleges with management curriculum participated. Over 160 students participated in the meet. Our students also participated in various management and achieved prizes.

Programme	Level of study	Out of marks at every level is %	Passing strength
B.A. Computer Science	UG	70%	55
B.A. Computer Applications	UG	70%	55
B.A. Computer Science	PG	70%	25
B.A. Information Technology	PG	70%	25
B.A. Computer Applications	PG	70%	25

34. Number of teaching, technical and administrative staff of the department.

	Male	Female	Total
Total of teachers	9	21	30
Teachers with Ph.D. or equivalent as the highest qualification	1	-	1
Teachers with PG or equivalent as the highest qualification	9	21	30
Teachers with other specific eligible qualifications (specify)	1	-	1
Technical staff	2	2	4
Administrative staff	-	-	-

III. Inputs from the Departments

1. Name and address of the department: Department of Computer Science
2. Telephone number/s: (044) 24752011, 24754349, 23790787
Extn: 137
3. Date of establishment of the department: 1987
4. Built-up area of the department in sq. m. 2730 sq.ft
5. List the different programmes (Level of Study = Certificate/ Diploma/ UG/PG Diploma/PG/ M.Phil./ Ph.D. etc. or equivalent) offered by the department together with the details required below:

Programme	Level of study	Cut-off marks at entry level in %	Student strength
B.Sc. Computer Science	UG	70%	50
Bachelor of Computer Applications	UG	70%	50
M.Sc. Computer Science	PG	70%	26
M.Sc. Information Technology	PG	70%	26
Master of Computer Applications	PG	70%	30

6. Number of teaching, technical and administrative staff of the department.

	Male	Female	Total
Total no. of teachers	9	21	30
Teachers with Ph.D. or equivalent as the highest qualification	1	-	1
Teachers with PG or equivalent as the highest qualification	9	21	30
Teachers with other specific eligible qualification(specify)	1	-	1
Technical staff	2	2	4
Administrative staff	-	-	-

7. Does the department have academic, administrative and financial autonomy?

	Yes	No
Academic matters	<input checked="" type="checkbox"/>	<input type="checkbox"/>
Administration	<input type="checkbox"/>	<input checked="" type="checkbox"/>
Finance	<input type="checkbox"/>	<input checked="" type="checkbox"/>

If yes, what extent?

Time table, arranging guest lectures etc.,

8. Number of students in the department during the current year:

	Female	Male	Total
Students from the same state where the college is located	117	643	760
Students from other states of India	1	6	7
NRI students	0	3	3
Other overseas students	-	-	-
Grand Total	118	652	770

9. Is there a method of assessing the students' academic standing in order to provide enrichment and/or remedial courses?

Yes ☒ No ☐

10. Furnish the following details(in figures):

- Books in the department library: 1200
- Journals/periodicals subscribed by the department: 3
- Computers in the department: 160
- Research projects completed during the last three years and their total outlay: Nil
- Ongoing research projects: Nil
- Teachers who have attended national/international seminars during the last two years: Nil
- Teachers who have been resource persons at workshops/seminars during the last two years: 1

11. Details of the last two batches of students:

	2002			2003		
	Batch 1			Batch 2		
	UG	PG	Total	UG	PG	Total
Admitted to the programme (entry year)	Day:NA Eve:130	Day:31 Eve: 57	Day:31 Eve:187	Day:NA Eve: 167	Day:31 Eve:66	Day:31 Eve:233
Drop-outs	Day: NA Eve:02	Day:01 Eve:Nil	Day:01 Eve:02	Day:NA Eve:03	Day:Nil Eve:Nil	Day:Nil Eve:03
Appeared for the final year exam	Day: NA Eve:128	Day:30 Eve:57	Day:30 Eve:185	Day:NA Eve:164	Day:31 Eve:66	Day:31 Eve:230
Passed in the final exam	Day: NA Eve: 83	Day:29 Eve:34	Day:29 Eve:117	Day:NA Eve:111	Day:27 Eve:58	Day:27 Eve:169
Passed in first class	Day: NA Eve: 54	Day:10 Eve:18	Day:10 Eve:72	Day:NA Eve:20	Day:15 Eve:32	Day:15 Eve:52
University ranks, if any	Day: NA Eve: Nil	Day:Nil Eve:04	Day:Nil Eve:04	Day:NA Eve:Nil	Day:02 Eve:03	Day:02 Eve:03

PG Day College (2002) consist of MCA

PG Evening College (2002) consist of MCA and M.Sc computer science.

PG Evening College (2003) consist of MCA, M.Sc Comp.Sci, and M.Sc I.T

UG Course is not functioning on Day College

UG Evening College (2002) consist of BCA and B.Sc computer science.

UG Evening College (2002) consist of BCA and B.Sc computer science.

12. What is the sanctioned teaching staff strength and the present position?

Sanctioned : 30
Filled : 30

13. How often were national/international seminars, workshops etc. organised at the department?

NIL

14. Are there any international or national links/collaborations for teaching, research or both?

NO

15. (a) List the teaching staff, with their designations, qualifications, fields of specialisation, years of experience, age and sex (in the descending order of seniority):

Name of the Teaching staff	Designation	Highest Qual.	Specialisation	Age	Sex
Dr. T. Santhanam	HOD	Ph.D.,	Operating System, Digital Computer Fundamentals	38	M
Mr. T. Velmurugan	Lect. SS	M.Phil.	Compiler Design and Mathematical Foundation	38	M
Mr. S. Santhosh Baboo	Lect.	M.Sc.,	Multimedia, Software Engineering, System Software	35	M
Mr. G. Sreekanth	Lect.	BE, MBA	Data Structures, C, C++	32	M
Ms. K. Banu	Lect.	M.Phil.,	Computer Architecture, OOAD, System Software, C++	32	F
Mr. P.V. Kumaraguru	Lect.	M.Phil.,	Digital, MP, IP	33	M
Ms. K. Angayarkanni	Lect.	M.Phil.,	Graphics, CN	33	F
Ms. C. Jayakumari	Lect.	M.Phil.,	OS, COBOL	34	F
Ms. A. Punitha	Lect.	M.Phil.,	Microprocessor, Distributed computing, Digital Computer Fundamentals	30	F
Ms. S. Rajeeswari	Lect.	M.Phil.,	System Analysis and Design, System Software	33	F
Ms. B. Sujatha	Lect.	M.Phil.,	System Software, Operating System, Microprocessor	31	F
Ms. Mary Matilda	Lect.	M.Phil.,	Software Engineering, Computer Graphics, Design of Algorithms	33	F
Ms. G. Savithri	Lect.	M.Phil.,	RDBMS, Digital Computer Fundamentals, Microprocessor	28	F
Mr. B. Suresh	Lect./ Prog	MCA	COBOL, C	39	M
Ms. M. Vahitha	Lect.	MCA	DBMS	27	F
Ms. S. Thenmozhi	Lect./ Prog.	M.Phil.	Automata Theory	28	F
Ms. M. Suganya	Lect.	MCA	Computer Architecture, Distributed Computing	25	F
Ms. M. Nachamai	Lect.	MCA	Artificial Neural Networks, C++1	24	F
Ms. M.P. Sukassini	Lect.	MCA	Digital Computer Fundamentals, Computer Architecture	27	F
Mr. N. Chandrasekar	Lect.	MCA	Java, C++, C	27	M
Mr. K.R. Othivadivel	Lect./ Prog	MCA	COBOL, JAVA	24	M
Mr. Sriram	Lect.	M.Sc.,	Computer Architecture	35	M
Ms. Jayamangala	Lect.	MCA	Digital Computer Fundamentals	25	F
Ms. Beulah Antony	Lect.	MCA	C++, Digital Computer Fundamentals	25	F
Ms. P. Suganya	Lect.	MCA	Java, Digital Computer Fundamentals	26	F
Ms. Velumayil	Lect.	MCA	Artificial Intelligence, Compiler Design, Computer Networks	32	F
Ms. S. Meera	Lect.	MCA	Digital Computer Fundamentals	24	F
Ms. Jayapradha	Lect.	MCA	C++	24	F
Ms. Sudha	Lect.	M.Phil.,	Artificial Intelligence, RDBMS	25	F
Ms. R. Sabitha	Prog.	PGDCA	JAVA	34	F

(b) Experience of the teachers:

Name of the Teacher					Research
	UG	PG	UG	PG	
Dr. T. Santhanam	-	16	-	-	-
Mr. T. Velmurugan	-	10	-	-	-
Mr. S. Santhosh Baboo	12	9	-	-	-
Mr. G. Sreekanth	10	9	-	-	-
Ms. K. Banu	8	7	-	-	-
Mr. P.V. Kumaraguru	7	7	-	-	-
Ms. K. Angayarkanni	7	7	-	-	-
Ms. C. Jayakumari	4	4	-	-	-
Ms. A. Punitha	5	5	-	-	-
Ms. S. Rajeeswari	6	2	-	-	-
Ms. B. Sujatha	7	7	-	-	-
Ms. Mary Matilda	5	5	-	-	-
Ms. G. Savithri	4	4	-	-	-
Mr. B. Suresh	1	0	-	-	-
Ms. M. Vahitha	4	4	-	-	-
Ms. S. Thenmozhi	4	6	-	-	-
Ms. M. Suganya	1	1	-	-	-
Ms. M. Nachamai	1	1	-	-	-
Ms. M.P. Sukassini	1	1	-	-	-
Mr. N. Chandrasekar	1	2	-	-	-
Mr. K.R. Othivadivel	1	-	-	-	-
Mr. Sriram	4	4	-	-	-
Ms. Jayamangala	2	2	-	-	-
Ms. Beulah Antony	2	2	-	-	-
Ms. P. Suganya	3	4	-	-	-
Ms. Velmayil	8	7	-	-	-
Ms. S. Meera	1	-	-	-	-
Ms. Jayapradha	6months	-	-	-	-
Ms. Sudha	1	-	-	-	-
Ms. R. Sabitha	6months	-	-	-	-

16. How many from the teaching staff have received national/international recognition as fellows, awardees etc.? Nil

17. What percentage of the faculty are in active research (guiding research scholars, operating projects, publishing regularly, etc.)?

15%

18. List the major thrust areas within the subject in which research activities are being pursued.

- Bioinformatics
- Network Protocols
- Neural Networks – Pattern Matching

19. Give details of ongoing projects funded by external agencies. NIL

Funding agency	Amount (Rs.)	Duration (years)	Collaboration, if any
-	-	-	-
-	-	-	-

20. What are the basic and advanced facilities, available and (like botanical garden, field laboratories, animal house, computing facility, major equipment, mortuary, post mortum facilities experimental surgery and medicine facilities etc.) acquired over the years?

Highly sophisticated lab with latest configuration 3+ 32 terminals+ 3 printers

21. What is the total number of publications (add the list) of the department in the last five years?

NIL

22. Have any one of the teaching programmes been dropped because it lost its immediate relevance or because it was not viable?

NO

23. What is the average work load in terms of actual contact lectures per week per teacher?

8 to 10 Hrs / Week

24. What is the average time spent by a teacher with students and how much time is spent on committees that deal with academic matters?

2 Hrs / Day

25. Does the department monitor overall performance of students through regular assessments?

Yes ☒ No ☐

If yes, give methods and details of assessment.

- Sending report to the parents regarding tests and attendance percentage
- A committee comprising the faculty is constituted to bring the best in students and make them participate in the seminars and competitions related to IT organized by various colleges.

26. How do the teachers update themselves for discharging their teaching/research responsibilities? Give details.

Referring Books, Attending Refresher Courses

27. What is the annual budget allocation of the college to the department?

Day: Rs.10,000 for books, Rs.50,000 for lab

Eve: Rs. 75,000 for all computer courses, 1.9 lakhs for consumables, Rs. 13.23 lakhs for capital investment in equipments, Rs. 24,29,400 for salary

28. How much of research funding has been generated by the teachers from other agencies?

NIL

29. Do the teachers offer consultancy services and earn revenue for the college/department?

Yes ☐ No ☒

If yes, how much has been earned during the last two years?

30. Furnish the following details:

Particulars	UG	PG	Research
Ratio of applications to available seats	10:1	11:1	-
Success rate (examination results)	85%	100%	-
Progression to higher education rate	10%	20%	-
Employment rate	-	60%	-
Ratio of part-time teachers to full-time teachers.	NPT	8:3	-
Ratio of academic staff to administrative staff	-	-	-

31. Furnish the following data :

- Ratio of students to teachers 26:1
- Number of research papers published -

32. Has the department received any special support for teaching or research?

Yes ☐ No ☒

33. Any other information which highlights the unique achievements of the department:

- The only department recognized as centre for research leading to Ph.D. in Computer Science / Computer Applications in University of Madras.
- The department was started in 1987 with MCA Programme.
- The department conducted refresher course in Computer Science during November 2000.
- The department is a centre for Distance Education Programme of University of Madras and IGNOU.
- The faculty members of the department are acting as resource persons in various Universities. (Distance Education Programme)
- Faculty members are acting as Expert Committee members in University of Madras.
- Faculty members are acting as Paper Setters and Examiners for various Universities.
- Visiting Faculty to Professional Institute and IT Industry.
- Faculty members are guiding M.Phil. Computer Science. (Distance Education)
- Faculty acting as a Member Board of Studies in Computer science, University of Madras, Chennai and Thiruvalluvar University, Vellore.

III. Inputs from the Departments

1. Name and address of the department: Department of Bio - Chemistry
2. Telephone number/s: 24754349 Ext : 117
3. Date of establishment of the department: November 1995
4. Built-up area of the department in sq. m. 6300 Sq.ft
5. List the different programmes (Level of Study = Certificate/ Diploma/ UG/PG Diploma/PG/ M.Phil./ Ph.D. etc. or equivalent) offered by the department together with the details required below:

Programme	Level of study	Cut-off marks at entry level in %	Student strength
B.Sc Bio - Chemistry	UG	50%	140
M.Sc Bio - Chemistry	PG	50%	23

6. Number of teaching, technical and administrative staff of the department.

	Male	Female	Total
Total no. of teachers	4	6	10
Teachers with Ph.D. or equivalent as the highest qualification	-	1	1
Teachers with PG or equivalent as the highest qualification	4	5	9
Teachers with other specific eligible qualification(specify)	-	-	-
Technical staff	2	-	2
Administrative staff	-	-	-

7. Does the department have academic, administrative and financial autonomy?

	Yes	No
Academic matters	<input type="checkbox"/>	<input checked="" type="checkbox"/>
Administration	<input type="checkbox"/>	<input checked="" type="checkbox"/>
Finance	<input type="checkbox"/>	<input checked="" type="checkbox"/>

If yes, what extent?

8. Number of students in the department during the current year:

	Female	Male	Total
Students from the same state where the college is located	74	81	155
Students from other states of India	2	3	5
NRI students	Nil	Nil	Nil
Other overseas students	Nil	Nil	Nil
Grand Total	76	84	160

9. Is there a method of assessing the students' academic standing in order to provide enrichment and/or remedial courses?
 Yes ☒ No ☐

10. Furnish the following details(in figures):

- Books in the department library: 280
- Journals/periodicals subscribed by the department: -
- Computers in the department: 1
- Research projects completed during the last three years and their total outlay: -
- Ongoing research projects: -
- Teachers who have attended national/international seminars during the last two years : 1
- Teachers who have been resource persons at workshops/seminars during the last two years : 1

11. Details of the last two batches of students:

	2002			2003		
	Batch 1			Batch 2		
	UG	PG	Total	UG	PG	Total
Admitted to the programme (entry year)	Eve:31	Eve:26	Eve:57	Eve:35	Eve:26	Eve:61
Drop-outs	Eve:02	Eve:03	Eve:05	Eve:04	Eve:04	Eve:08
Appeared for the final year exam	Eve:29	Eve:23	Eve:52	Eve:31	Eve:22	Eve:53
Passed in the final exam	Eve:23					
Passed in first class	Eve:14					
University ranks, if any	Eve:Nil	Eve:05	Eve:05	Eve:02	Eve:02	Eve:02

PG and UG departments functioning on Evening college only.
 12. What is the sanctioned teaching staff strength and the present position?
 Sanctioned: 10
 Filled: 10

13. How often were national/international seminars, workshops etc. organised at the department?

14. Are there any international or national links/collaborations for teaching, research or both?

(a) List the teaching staff, with their designations, qualifications, fields of specialisation, years of experience, age and sex (in the descending order of seniority) :

Name of the Teaching staff	Designation	Highest Qual.	Specialisation	Age	Sex
Dr. Sheela Sasikumar	Professor & Head	Ph.D	Bio Chemistry	36	F
Mr. R. Saravanan	Lecturer	M.Phil	Endocrinology	35	M
Ms. R. Uma	Lecturer	M.Phil	Bio chemistry	28	F
Ms. J. Nirupa	Lecturer	M.Sc	Bio chemistry	27	F
Mr. V. Mahesh	Lecturer	M.Sc	Bio chemistry	27	M
Mr. D. Saravanan	Lecturer	M.Sc	Bio chemistry	27	M
Mr. M. Yasin	Lecturer	M.Sc	Bio chemistry	28	M
Ms. Kavita Pavan	Lecturer	M.Sc	Bio chemistry	25	F
Ms. Prabha	Lecturer	M.Phil	Chemistry	40	F
Ms. Sonali	Lecturer	M.Sc	Bio chemistry	23	F

(b) Experience of the teachers:

Name of the Teacher					Research
	UG	PG	UG	PG	
Dr. Sheela Sasikumar	11	5	-	-	-
Mr. R. Saravanan	8	5	-	-	-
Ms. R. Uma	4	4	-	-	-
Ms. J. Nirupa	4	4	-	-	-
Mr. V. Mahesh	5	5	-	-	-
Mr. D. Saravanan	4	4	-	-	-
Mr. M. Yasin	5	5	-	-	-

Ms.Kavitha Pavan	3	3	-	-	-
Ms.Prabha	2	-	-	-	-
Ms.Sonali	1	1	-	-	-

16. How many from the teaching staff have received national/international recognition as fellows, awardees etc.?

17. What percentage of the faculty are in active research (guiding research scholars, operating projects, publishing regularly, etc.)?
10%

18. List the major thrust areas within the subject in which research activities are being pursued.

- Nutritional Bio - Chemistry
- Clinical Bio - Chemistry

19. Give details of ongoing projects funded by external agencies. Nil

Funding agency	Amount (Rs.)	Duration (years)	Collaboration, if any
-	-	-	-

20. What are the basic and advanced facilities, available and (like botanical garden, field laboratories, animal house, computing facility, major equipment, mortuary, post mortum facilities experimental surgery and medicine facilities etc.) acquired over the years?
Animal House, Instrumentation, Microbiology Laboratory, Computer Facility

21. What is the total number of publications (add the list) of the department in the last five years?
Nil

22. Have any one of the teaching programmes been dropped because it lost its immediate relevance or because it was not viable?
No

23. What is the average work load in terms of actual contact lectures per week per teacher?
16 hours / week / Teacher

24. What is the average time spent by a teacher with students and how much time is spent on committees that deal with academic matters?

25. Does the department monitor overall performance of students through regular assessments?

Yes ☒ No ☐

If yes, give methods and details of assessment.

Weekly and Monthly tests, Assignments and Seminars

26. How do the teachers update themselves for discharging their teaching/research responsibilities? Give details.
Through latest editions of text books, Orientation programmes of IGNOU, National conferences, and Internet resources.

27. What is the annual budget allocation of the college to the department?
Rs.40,000 for books, Rs.4,75,000 for consumables, Rs.1,00,000 capital investment for equipments, Rs.10,19,700 for salary

28. How much of research funding has been generated by the teachers from other agencies?
Nil

29. Do the teachers offer consultancy services and earn revenue for the college/department?

Yes ☐ No ☒

If yes, how much has been earned during the last two years?

30. Furnish the following details:

Particulars	UG	PG	Research
Ratio of applications to available seats	15:1	3:1	
Success rate (examination results)	85%	50%	
Progression to higher education rate	50%	80% (abroad)	
Employment rate	50%	20%	
Ratio of part-time teachers to full-time teachers	10:0		
Ratio of academic staff to administrative staff	10:0	10:0	10:0

31. Furnish the following data :

- Ratio of students to teachers 4.6:1
- Number of research papers published 9

32. Has the department received any special support for teaching or research?

Yes ☐ No ☒

33. Any other information which highlights the unique achievements of the department:

--

III. Inputs from the Departments

1. Name and address of the department: Dept. of Biotechnology
2. Telephone number/s: 044-23790787 Ext : 116
3. Date of establishment of the department: June 2000
4. Built-up area of the department in sq. m. 7200 Sq.Ft
5. List the different programmes (Level of Study = Certificate/ Diploma/ UG/PG Diploma/PG/ M.Phil./ Ph.D. etc. or equivalent) offered by the department together with the details required below:

Programme	Level of study	Cut-off marks at entry level in %	Student strength
Biotechnology	M.Sc.,	60	40 (21+19)

6. Number of teaching, technical and administrative staff of the department.

	Male	Female	Total
Total no. of teachers	1	4	5
Teachers with Ph.D. or equivalent as the highest qualification	-	-	-
Teachers with PG or equivalent as the highest qualification	1	4	5
Teachers with other specific eligible qualification(specify)(B.Tech, M.Tech)	1	-	-
Technical staff	1	1	2
Administrative staff	-	-	-

7. Does the department have academic, administrative and financial autonomy?

	Yes	No
Academic matters	<input checked="" type="checkbox"/>	<input type="checkbox"/>
Administration	<input checked="" type="checkbox"/>	<input type="checkbox"/>
Finance	<input type="checkbox"/>	<input checked="" type="checkbox"/>

If yes, what extent?

Even though the syllabus and examinations are framed by university of Madras, Department has got a good flexibility in organising the classes and conducting the theory and practical classes effectively.

8. Number of students in the department during the current year:

	Female	Male	Total
Students from the same state where the college is located	23	5	28
Students from other states of India	9	3	12
NRI students	-	-	-
Other overseas students	-	-	-
Grand Total	32	8	40

9. Is there a method of assessing the students' academic standing in order to provide enrichment and/or remedial courses?
 Yes ☒ No ☐

10. Furnish the following details(in figures):

- Books in the department library: 620
- Journals/periodicals subscribed by the department: 6
- Computers in the department: 16
- Research projects completed during the last three years - and their total outlay: -
- Ongoing research projects -
- Teachers who have attended national/international seminars during the last two years 2
- Teachers who have been resource persons at workshops/seminars during the last two years : -

11. Details of the last two batches of students:

2002

2003

Batch 1

Batch 2

	UG	PG	Total	UG	PG	Total
Admitted to the programme (entry year)	NA	Eve:18	Eve:18	NA	Eve:21	Eve:21
Drop-outs	NA	Eve:00	Eve:00	NA	Eve:00	Eve:00
Appeared for the final year exam	NA	Eve:18	Eve:18	NA	Eve:21	Eve:21
Passed in the final exam	NA	Eve:12	Eve:12	NA	Eve:04	Eve:04

passed in first class	NA	Eve:07	Eve:07	NA	Eve:04	Eve:04
University ranks, if any	NA	Eve:05	Eve:05	NA	Eve:04	Eve:04

The Department has PG course in Evening college only.

12. What is the sanctioned teaching staff strength and the present position?

Sanctioned: 5
Filled: 5

13. How often were national/international seminars, workshops etc. organised at the department?

1. Yearly (BIOEXPO) - State - level workshop in bio-technology for students/staff conducted annually.
2. Seminars and other learning programmes, invited guest lectures / invited talks every two months.

14. Are there any international or national links/collaborations for teaching, research or both?

15. List the teaching staff, with their designations, qualifications, fields of specialisation, years of experience, age and sex (in the descending order of seniority) :

Name of the Teaching staff	Designation	Highest Qual.	Specialisation	Age	Sex
Mr.V.V.Jithesh	H.O.D.	M.Tech	Biotechnol ogy	26	M
Ms.Chandra karthik	Lecturer	M.Sc.,	Biotechnol ogy	33	F
Ms.Rajalakshmi .G	Lecturer	M.Phil.	Botony	36	F
Ms.Manju .S	Lecturer	M.Sc.,	App.Micr obiology	27	F
Ms.S.Suganya	Lecturer	M.Sc.,	Biotechnol ogy	25	F

(b) Experience of the teachers:

Name of the Teacher					Research
	UG	PG	UG	PG	
Mr.V.V.Jithesh	-	3			
Ms.Chandra karthik	-	3			
Ms.Rajalakshmi .G	5	2			
Ms.Manju .S	1	2			
Ms.S.Suganya	-	1			

16. How many from the teaching staff have received national/international recognition as fellows, awardees etc.?

Nil

17. What percentage of the faculty are in active research (guiding research scholars, operating projects, publishing regularly, etc.)?

Nil

18. List the major thrust areas within the subject in which research activities are being pursued.

- Characterising oropharyngeal mucosal responses in AIDS.
- Study of endophytic fungi from various tropical plants and its potential industrial applications.
- Signal transduction in bacterial biofilms.

19. Give details of ongoing projects funded by external agencies. Nil

Funding agency	Amount (Rs.)	Duration (years)	Collaboration, if any
-	-	-	-
-	-	-	-

20. What are the basic and advanced facilities, available and (like botanical garden, field laboratories, animal house, computing facility, major equipment, mortuary, post mortum facilities experimental surgery and medicine facilities etc.) acquired over the years?

- Animal house common for Life sciences
- Computing facility-with 16 Computers, Printers and Internet (Broadband DSL).
- Major Equipment – List enclosed.

21. What is the total number of publications (add the list) of the department in the last five years?

NA

22. Have any one of the teaching programmes been dropped because it lost its immediate relevance or because it was not viable?

No

23. What is the average work load in terms of actual contact lectures per week per teacher?

17hrs/teacher/week.

24. What is the average time spent by a teacher with students and how much time is spent on committees that deal with academic matters?

5 + 5 = 10hrs / teacher / week for students as well as committee discussion.

25. Does the department monitor overall performance of students through regular assessments?

Yes ☒ No ☐

If yes, give methods and details of assessment.

Quiz, written tests, Seminars, Assignments.

26. How do the teachers update themselves for discharging their teaching/research responsibilities? Give details.
Internet, journals, books
Attending / interacting with senior professors, also by interacting with students and based on their feed back.

27. What is the annual budget allocation of the college to the department?
Rs.1,00,000 for books, Rs.20,00,000 for lab, Rs5,70,600 for salary

28. How much of research funding has been generated by the teachers from other agencies?
Nil

29. Do the teachers offer consultancy services and earn revenue for the college/department? Nil
Yes ☐ No ☐

If yes, how much has been earned during the last two years?
Nil

30. Furnish the following details:

Particulars	UG	PG	Research
Ratio of applications to available seats	NA	11:1	NA
Success rate (examination results)	NA	70%	NA
Progression to higher education rate	NA	90%	NA
Employment rate	NA	10%	NA
Ratio of part-time teachers to full-time teachers	NA	2:5	NA
Ratio of academic staff to administrative staff	NA	5:2	NA

31. Furnish the following data :

- Ratio of students to teachers 8:1
- Number of research papers published -

32. Has the department received any special support for teaching or research?

Yes ☐ No ☒

33. Any other information which highlights the unique achievements of the department:

Major events (2000-03)

28, 29, SEPTEMBER 2001 -BIOEXPO 2001

State level workshop in alb methods in BioTechnology with 90 lecturers from Tamil Nadu as participants.

Chief Guests:
 Dr. P. Ramaswamy, University of Madras, Chennai
 Dr. Krishnaprasad, Orchid Chemicals, Chennai
 Dr. Kaliraj, Director, CBT, Chennai
 Dr. M.S. Amaresan, Tamil Nadu Dr.MGR Medical University.

6,7&8 JAN 2003 BIOEXPO 2003- State level workshop on instrumental techniques in Biotechnology and Talent search examination in Life sciences.
 Targeted audience: B.Sc and M.Sc students in Chemistry, life sciences

Chief Guests :
 Dr S Ignacimuthu, VC, Madras univ
 Dr Anandavalli Mahadevan, VC, MTW univ
 Dr P Ramasamy, Madras univ
 Dr H Devraj, Madras univ
 Dr P Kaliraj, Anna univ

Scientific session:

Speakers:
 Dr T Sundararaj, Madras univ
 (Antigen presentation)
 Dr S Venkataraman, Madras univ
 (Toxicology in biotechnology)
 Dr J Jayaraman, Madras univ
 (Two hybrid systems in proteomics)
 Dr S Suresh Babu, Malladi Pharmaceuticals
 (Patents and IPR in biotechnology)

18th Feb 2003: One day seminar on "Bioinformatics Research & Career options " by Dr P. Gautam, Bio-Organic chemistry and Bioinformatics division, CBT, Anna University

21st Feb 2003: One day Workshop with hand on training on "Molecular diagnosis of Shrimp and Prawn by PCR methods" with M/s Bangalore Genei Pvt Ltd, Bangalore
 Chief Guest: Dr.S.Subhashini, Technical manager, Bangalore Genei Pvt Ltd, Bangalore.

3rd March 2003: One day seminar on "Biotechnology for Health care industry- recent trends and avenues for students" by Dr.K.C.Raj, Production Manager, Dr.Reddys Laboratories Ltd, Hyderabad.

Jan-March 2003: Dr.N. Gautam, leading scientist in BioPhysics and Bioinformatics, University of Madras delivered a series of lecture on "Information theory and Bioinformatics".

16th Oct 2003: Dr Ayyappan K Rajasekharan, Asso.Prof.University Of California, delivered an invited lecture on "Role of Na⁺ pump in cell polarity and its implications in Cancer research"

1. All the students were sent for summer training programme during the annual summer vacation, in various institutes and industries even though it is not part of syllabus.

Participating institutes include Dr Reddys lab, Orchid, Shantha Biotech, Bharath Biotech, JK Pharma, IISc, CCMB, NIN, NCL, CIMAP, IICB, CLRI, TRC, ..

2. To provide enrichment the dept works Monday to Saturday from morning 9 am onwards till 4 pm regularly and all the staff members are available till atleast 7 pm for interacting with the students. Also, number of vacation holidays is restricted to provide the students with adequate practical exposure, for past three years.

3. Released a departmental information brochure titled "Magagene"

4. A very high rate of placement in the field of Biotechnology as one of the best in and around Tamilnadu.

Students passed out in pasdt 3 years are successfully placed in major industries/institutes like

- i. Accentis ,Banglore
- ii. Bicon Ltd., Banglore
- iii. Birmigham University, England
- iv. Centre for Cyanobacteria, Bharathidasan University, Trichy
- v. CLRI, Chennai
- vi. D.G.Vaishnav College, Chennai
- vii. IBMS, Chennai
- viii. IISc, Banglore
- ix. IIT, Madras
- x. Imperial college , London
- xi. NCCS, Pune
- xii. NOIT, Chennai
- xiii. Reachem Industries, Chennai
- xiv. Sartorious., Banglore
- xv. St.Peter's college, Chennai
- xvi. TANUVAS, Chennai
- xvii. Trinity Pharmaceuticals, Trichur
- xviii. University of Glasgow, Scotland.

ANNEXURE

List of Instruments:

S.No	Name of the Instument
1	ANAEROBIC JAR
2	AUTOCLAVES
3	B.O.D.INCUBATORS
4	CALORIMETERS
5	CENTRIFUGES <ul style="list-style-type: none"> • CLINICAL • TABLE TOP • HIGH SPEED REFRIGERATED
6	CHEMICAL BALANCES
7	CO ₂ INCUBATOR
8	COMPUTERS WITH PRINTERS AND INTERNET

9	DEEP FREEZERS -20 -54 -86°C
10	DNA SEQUENCER, MANUAL, WITH POWER PACK
11	DRY BATH
12	EGG CANDLING BOX
13	ELECTRONIC BALANCES <ul style="list-style-type: none"> • 0.1gm*2 • 0.1mg • 0.01mg
14	ELECTROPHORESIS SYSTEM <ul style="list-style-type: none"> • STARCH • RODGEL • SUBMARINE • VERTICAL • IMMUNOELECTROPHORESIS WITH POWER PACKS
15	ELECTROPORATOR
16	ELISA READER
17	ELISA WASHER
18	FERMENTOR
19	FIRE EXTINGUISHERS
20	FRIDGES
21	GEL DOCUMENTATION SYSTEM WITH UV TRANSILLUMINATION AND FACE SHIELD SOFTWARE
22	GEL DRYER
23	GEL RECKOR
24	HEATING MANTLE
25	HOT AIR OVENS
26	HOT PLATE
27	HPLC WITH <ul style="list-style-type: none"> • UV- VIS • FLUORESCENCE • ELS DETECTORS
28	HYBRIDISATION OVEN
29	ICE FLAKER
30	LAMINAR AIR FLOW (3nos)
31	LYOPHILISER
32	MAGNETIC STIRRERS
33	MECHANICAL EGG DRILLER
34	MICRO FILTRATION UNIT WITH VACCUM PUMPS
35	MICRO PIPETES
36	MICROSCOPES <ul style="list-style-type: none"> • DISECTION

	<ul style="list-style-type: none"> • MONOCULAR • BINOCULAR • TRINOCULAR • INVERTED PHASE CONTRAST, DARK FIELD CCD CAMERA WITH IMAGE CAPTURE SOFTWARE
37	MICROWAVE OVEN
38	ORBITAL SHAKING INCUBATOR
39	PCR
40	PH METER
41	PHOTOGRAPHIC SET UP WITH DARK ROOM
42	PHYSICAL BALANCES
43	PIPETE WASHER
44	PRESSURE COOKERS
45	PROJECTORS <ul style="list-style-type: none"> • OHP • LCD
46	ROTARY SHAKER
47	SONICATORS
48	TABLE TOP COOLERS
49	THERMOMETERS
50	TISSUE CULTURE RACK
51	TISSUE HOMOGENISER
52	TLC
53	UV VIS SPECTROMETER(2 nos)

III. Inputs from the Departments

1. Name and address of the department: Department of Microbiology
2. Telephone number/s: 24754349 Ext : 128
3. Date of establishment of the department: 1997
4. Built-up area of the department in sq. m. 185 sq.m

5. List the different programmes (Level of Study = Certificate/ Diploma/ UG/PG Diploma/PG/ M.Phil./ Ph.D. etc. or equivalent) offered by the department together with the details required below:

Programme	Level of study	Cut-off marks at entry level in %	Student strength
M.Sc (Applied Microbiology)	2 Years	60	25

6. Number of teaching, technical and administrative staff of the department.

	Male	Female	Total
Total no. of teachers	01	04	05
Teachers with Ph.D. or equivalent as the highest qualification	-	-	-
Teachers with PG or equivalent as the highest qualification	01	04	05
Teachers with other specific eligible qualification(specify)	-	-	-
Technical staff	01	01	02
Administrative staff	-	-	-

7. Does the department have academic, administrative and financial autonomy?

	Yes	No
Academic matters	<input type="checkbox"/>	<input checked="" type="checkbox"/>
Administration	<input type="checkbox"/>	<input checked="" type="checkbox"/>
Finance	<input type="checkbox"/>	<input checked="" type="checkbox"/>

If yes, what extent?

8. Number of students in the department during the current year:

	Female	Male	Total
Students from the same state where the college is located	19	6	25
Students from other states of India	Nil	Nil	Nil
NRI students	Nil	Nil	Nil

Other overseas students	Nil	Nil	Nil
Grand Total	19	6	25

9. Is there a method of assessing the students' academic standing in order to provide enrichment and/or remedial courses?
 Yes ☒ No ☐

10. Furnish the following details(in figures):

- Books in the department library:
- Journals/periodicals subscribed by the department:
- Computers in the department:
- Research projects completed during the last three years and their total outlay:
- Ongoing research projects
- Teachers who have attended national/international seminars during the last two years :
- Teachers who have been resource persons at workshops/seminars during the last two years :

List Enclosed

List Enclosed

Only one

11. Details of the last two batches of students:

Batch 1

Batch 2

	UG	PG	Total	UG	PG	Total
Admitted to the programme (entry year)	NA	Eve:22	Eve:22	NA	Eve:20	Eve:20
Drop-outs	NA	Eve:00	Eve:00	NA	Eve:04	Eve:04
Appeared for the final year exam	NA	Eve:22	Eve:22	NA	Eve:16	Eve:16
Passed in the final exam	NA	Eve:06	Eve:06	NA	Eve:03	Eve:03
Passed in first class	NA	Eve:02	Eve:02	NA	Eve:01	Eve:01
University ranks, if any	NA	Eve:01	Eve:01	NA	Eve:Nil	Eve:Nil

The department has Post Graduate course in Evening College only.
 NA - Not Applicable

12. What is the sanctioned teaching staff strength and the present position?

Sanctioned: 05

Filled: 05

13. How often were national/international seminars, workshops etc. organised at the department?
Not Yet

14. Are there any international or national links/collaborations for teaching, research or both?

15. List the teaching staff, with their designations, qualifications, fields of specialisation, years of experience, age and sex (in the descending order of seniority) :

Name of the Teaching staff	Designation	Highest Qual.	Specialisation	Age	Sex
1) P. Vidya	HOD & Prof.	M.Phil	Applied Microbiology	35	F
2) S. Vijaya Lakshmi	Prof	M.Phil	Applied Microbiology	34	F
3) Radhika Jeevanand	Lecturer	M.Sc	Applied Microbiology	36	F
4) K. Balakumar	Lecturer	M.Sc	Applied Microbiology	31	M
5) Sopia Abigail	Lecturer	M.Sc	Medical Micro Biology	33	F

(b) Experience of the teachers:

Name of the Teacher					Research (M.Sc Projects)
	UG	PG	UG	PG	
1) P. Vidya	6	9	-	-	30
2) S. Vijaya Lakshmi	6	9	-	-	25
3) Radhika Jeevanand	2	6	-	-	15
4) K. Balakumar	2	4	-	-	15
5) Sopia Abigail	2	4	-	-	15

16. How many from the teaching staff have received national/international recognition as fellows, awardees etc.?
Nil

17. What percentage of the faculty are in active research (guiding research scholars, operating projects, publishing regularly, etc.)?
Nil

18. List the major thrust areas within the subject in which research activities are being pursued. (M.Sc Projects)

- Environmental Micro biology
- Food Microbiology
- Aerobiology
- Serology & Immunology
- Medical Aspects

19. Give details of ongoing projects funded by external agencies. Nil

Funding agency	Amount (Rs.)	Duration (years)	Collaboration, if any
-	-	-	-
-	-	-	-

20. What are the basic and advanced facilities, available and (like botanical garden, field laboratories, animal house, computing facility, major equipment, mortuary, post mortum facilities experimental surgery and medicine facilities etc.) acquired over the years?

A State of the Art Laboratory at the PG and Research level is available.

21. What is the total number of publications (add the list) of the department in the last five years?

Nil

22. Have any one of the teaching programmes been dropped because it lost its immediate relevance or because it was not viable?

No

23. What is the average work load in terms of actual contact lectures per week per teacher?

Theory Min 4 Max 5/week

Practicals Min 4-6/week

Project 4 hours/week

24. What is the average time spent by a teacher with students and how much time is spent on committees that deal with academic matters?

Half an hour by a teacher with students.

Two Hours/Week

25. Does the department monitor overall performance of students through regular assessments?

Yes ☒ No ☐

If yes, give methods and details of assessment.

By conducting Class and Monthly tests

By conducting Unannounced tests

By seminars and Group discussions

26. How do the teachers update themselves for discharging their teaching/research responsibilities? Give details.
Through Training programmes and Workshops.
Through journals and New Books.

27. What is the annual budget allocation of the college to the department?
Rs.40,000 for books, Rs.2,80,000 for lab consumables, Rs.4,81,800 for salary

28. How much of research funding has been generated by the teachers from other agencies?
Nil

29. Do the teachers offer consultancy services and earn revenue for the college/department?

Yes ☐ No ☒

If yes, how much has been earned during the last two years?

30. Furnish the following details:

Particulars	UG	PG	Research
Ratio of applications to available seats	-	10:1	-
Success rate (examination results)	-	20:12	-
Progression to higher education rate	-	20:15	-
Employment rate	-	20:05	-
Ratio of part-time teachers to full-time teachers	-	-	-
Ratio of academic staff to administrative staff	-	-	-

31. Furnish the following data :

- Ratio of students to teachers 05:01
- Number of research papers published -

32. Has the department received any special support for teaching or research?

Yes ☒ No ☐

33. Any other information which highlights the unique achievements of the department:

III. Inputs from the Departments

1. Name and address of the department: Department Of Visual Communication
2. Telephone number/s: 24754349 Ex t : 122
3. Date of establishment of the department: 2000
4. Built-up area of the department in sq.ft. 8400 Sq Ft
5. List the different programmes (Level of Study = Certificate/ Diploma/ UG/PG Diploma/PG/ M.Phil./ Ph.D. etc. or equivalent) offered by the department together with the details required below:

Programme	Level of study	Cut-off marks at entry level in %	Student strength
1. Visual communication	UG	60%	115

6. Number of teaching, technical and administrative staff of the department.

	Male	Female	Total
Total no. of teachers	4	3	7
Teachers with M.Phil or equivalent as the highest qualification	-	1	1
Teachers with PG or equivalent as the highest qualification	-	2	2
Teachers with other specific eligible qualification(specify)	-	1	1
Technical staff	3	-	3
Administrative staff	-	-	-

7. Does the department have academic, administrative and financial autonomy?

	Yes	No
Academic matters	<input checked="" type="checkbox"/>	<input type="checkbox"/>
Administration	<input checked="" type="checkbox"/>	<input type="checkbox"/>
Finance	<input checked="" type="checkbox"/>	<input type="checkbox"/>

If yes, what extent?

We are allowed to Formulate our own method of assessment and work.

8. Number of students in the department during the current year:

	Female	Male	Total
Students from the same state where the college is located	20	87	107
Students from other states of India	3	3	6
NRI students	1	1	2
Other overseas students	-	-	-
Grand Total	24	91	115

9. Is there a method of assessing the students' academic standing in order to provide enrichment and/or remedial courses?
 Yes ☒ No ☐

10. Furnish the following details (in figures):

- Books in the department library: 270
- Journals/periodicals subscribed by the department: 1
- Computers in the department: 25+1
- Research projects completed during the last three years and their total outlay: -
- Ongoing research projects: -
- Teachers who have attended national/international seminars during the last two years: -
- Teachers who have been resource persons at workshops/seminars during the last two years:

G.Vasanth,
 resource person
 for a ISTD
 workshop on
 "Media and
 Youth"

11. Details of the last two batches of students:

Batch 1

Batch 2

	UG	PG	Total	UG	PG	Total
Admitted to the programme (entry year)	23 (2001-2004)	-	23	42 (2002-2005)	-	42
Drop-outs	-	-	-	-	-	-
Appeared for the final year exam	23	-	23	42	-	42
Passed in the final exam	17	-	17	24	-	24
Passed in first class	1	-	1	10	-	10

University ranks, if any	Yet to pass out	-	-	Yet to pass out	-	-
--------------------------	-----------------	---	---	-----------------	---	---

12. What is the sanctioned teaching staff strength and the present position?
Sanctioned: 7
Filled: 7

13. How often were national/international seminars, workshops etc. organised at the department?

14. Are there any international or national links/collaborations for teaching, research or both?

15. List the teaching staff, with their designations, qualifications, fields of specialisation, years of experience, age and sex (in the descending order of seniority) :

Name of the Teaching staff	Designation	Highest Qual.	Specialisation	Age	Sex
1. Ms G. Vasanth	Lecturer and HOD	M.Phil.	Socialisation of children	28	F
2. Ms. R. Bindu	Lecturer	M.A	Broadcast News	26	F
3. Ms. M Anuradha	Lecturer	B.Sc, B.F.A.	Computer Applications	29	F
4. Mr V. Gopinath	Lecturer	B.F.A (Visual Communication)	Drawing and graphics Design	43	M

(b) Experience of the teachers:

Name of the Teacher					Research
	UG	PG	UG	PG	
1. Ms G. Vasanth	2	4	-	-	-
2. Ms. R. Bindu	3	-	-	-	-
3. Ms. M Anuradha	8 months	-	-	-	-
4. Mr V. Gopinath	2	-	-	-	-

16. How many from the teaching staff have received national/international recognition as fellows, awardees etc.?

17. What percentage of the faculty are in active research (guiding research scholars, operating projects, publishing regularly, etc.)?

18. List the major thrust areas within the subject in which research activities are being pursued.

19. Give details of ongoing projects funded by external agencies. Nil

Funding agency	Amount (Rs.)	Duration (years)	Collaboration, if any
-	-	-	-

20. What are the basic and advanced facilities, available and (like botanical garden, field laboratories, animal house, computing facility, major equipment, mortuary, post mortum facilities experimental surgery and medicine facilities etc.) acquired over the years?

Computer lab with Multimedia Softwares, Fullfledged studio with linear and non-linear editing suite shooting floors and Photography lab.

21. What is the total number of publications (add the list) of the department in the last five years?

22. Have any one of the teaching programmes been dropped because it lost its immediate relevance or because it was not viable?

23. What is the average work load in terms of actual contact lectures per week per teacher?

16 Hours

24. What is the average time spent by a teacher with students and how much time is spent on committees that deal with academic matters?

16 Hours Class Hours

4-5 Hours Per Week with Students on Academic Matters

25. Does the department monitor overall performance of students through regular assessments?

Yes ☒ No ☐

If yes, give methods and details of assessment.

Seminars, Assignments and Tests.

26. How do the teachers update themselves for discharging their teaching/research responsibilities? Give details.

Browsing the Internet

Reading Books

27. What is the annual budget allocation of the college to the department?
 Rs. 75,000 for books, Rs.37,67,000 including capital investment on equipments for lab, Rs. 3,92,400 for salary.

28. How much of research funding has been generated by the teachers from other agencies?

29. Do the teachers offer consultancy services and earn revenue for the college/department?
 Yes ☐ No ☒

If yes, how much has been earned during the last two years?

Furnish the following details:

Particulars	UG	PG	Research
Ratio of applications to available seats	6:1	-	-
Success rate (examination results)	90%	-	-
Progression to higher education rate	Yet to Pass Out	-	-
Employment rate	Yet to pass out	-	-
Ratio of part-time teachers to full-time teachers	1:6	-	-
Ratio of academic staff to administrative staff	7:0	-	-

31. Furnish the following data :

- Ratio of students to teachers 30:1
- Number of research papers published -

32. Has the department received any special support for teaching or research?

Yes ☐ No ☒

33. Any other information which highlights the unique achievements of the department:

The Students are actively involved in making documentary for social awareness.

- The Department brings out a newsletter called "IMPRINT".
- The Students undergo 3 internships in the media industry.

DWARAKA DOSS GOVERDHAN DOSS VAISHNAV COLLEGE

Library is maintained in a separate LIBRARY BLOCK 16,150 sq.ft. in three floors. It has got a reading hall which can accommodate 75 students, a stack hall and reference hall and also a section for PG students with audio/video facilities. Library issues about 250 books to its users every day and around 150 books is being consulted/referred by staff and students everyday.

The library has 61,674 books and subscribes to 100 journals. Mezzanine stack hall has got 2300 bound volumes of back issues of journals. Also we have got a total of 265 M.Phil. dissertations on Economics, Commerce, Maths, and Chemistry.

We have got 350 books specialized on Gandhian thought. Library working hours is from 8.30 a.m to 6.30 pm, with book issue from 8.30 am to 12.30pm and 2.30pm to 5.30 pm.

Books are classified according to sixth edition of colon classification published in 1960. Cataloging is as per CCC. We are planning to develop a database for our collection, the process of purchasing suitable software for library is under consideration. Open Access system is followed. U.G. Students are allowed to borrow 2 books on a loan period of 1 month and can be renewed for a further period of 1 month P.G. & Research scholars can borrow 3 books with the above mentioned duration. We help the staff in accessing British council books by our Institutional Membership.

A number of departments maintain their own library. Students can borrow the books from their department library also, apart from the main library. The following departments have libraries to cater the needs, for the staff and students quickly at their end.

<u>Name of the Department</u>	<u>Total No. of Books</u>
1. M.B.A	3260
2. Chemistry	1479
3. M.C.A	1085
4. Economics	0677
5. Biotechnology	0493
6. Biochemistry	0361
7. Physics	0345
8. Corporate Secretary Ship	0303
9. Microbiology	0252
10. Visual communication	0163
11. B.L.M	0080

During the last five year plan of U.G.C, we have purchased 1031 books for Rs. 1,50,060 (2000 – 2001) on various subjects.

Mrs.K.Padma, Qualified librarian is in charge of library for Day college and Mr.V.Viswanathan, Qualified librarian is in charge of library for Evening college. Library functioning is done by both librarians helped by 7 assistants. We are planning to computerize our collections with the cooperation of management and staff and hope the project will be completed at the earliest.

III. Inputs from the Departments

1. Name and address of the department: Physical Education
2. Telephone number/s:
3. Date of establishment of the department:
4. Built-up area of the department in sq. m.
5. List the different programmes (Level of Study = Certificate/ Diploma/ UG/PG Diploma/PG/ M.Phil./ Ph.D. etc. or equivalent) offered by the department together with the details required below:

Programme	Level of study	Cut-off marks at entry level in %	Student strength
	U.G. & P.G.	----	1600+3800

6. Number of teaching, technical and administrative staff of the department.

	Male	Female	Total
Total no. of teachers	Day 1 Eve 1	-	2
Teachers with Ph.D. or equivalent as the highest qualification	1	-	1
Teachers with PG or equivalent as the highest qualification	1	-	1
Teachers with other specific eligible qualification(specify)	-	-	-
Technical staff	1	-	1
Administrative staff	-	-	-

7. Does the department have academic, administrative and financial autonomy?

	Yes	No
Academic matters	<input checked="" type="checkbox"/>	<input type="checkbox"/>
Administration	<input checked="" type="checkbox"/>	<input type="checkbox"/>
Finance	<input type="checkbox"/>	<input checked="" type="checkbox"/>

If yes, what extent?

The students are given complete freedom to practice any game or sport. Complete professional assistance and expertise is provided for their attaining higher competence and participate in tournaments at inter collegiate and university levels. Students are exposed to community sports.

8. Number of students in the department during the current year: Not Applicable

	Female	Male	Total
Students from the same state where the college is located	-	-	-
Students from other states of India	-	-	-
NRI students	-	-	-
Other overseas students	-	-	-
Grand Total	-	-	-

9. Is there a method of assessing the students' academic standing in order to provide enrichment and/or remedial courses?

Yes ☒ No ☐

10. Furnish the following details(in figures):

- Books in the department library: 25
- Journals/periodicals subscribed by the department: 1
- Computers in the department: Nil
- Research projects completed during the last three years and their total outlay: Nil
- Ongoing research projects: Nil
- Teachers who have attended national/international seminars during the last two years : 1
- Teachers who have been resource persons at workshops/seminars during the last two years : 1

11. Details of the last two batches of students:

	Batch 1			Batch 2		
	UG	PG	Total	UG	PG	Total
Admitted to the programme (entry year)	-	-	-	-	-	-
Drop-outs	-	-	-	-	-	-
Appeared for the final year exam	-	-	-	-	-	-
Passed in the final exam	-	-	-	-	-	-
Passed in first class	-	-	-	-	-	-
University ranks, if any	-	-	-	-	-	-

Not Applicable

12. What is the sanctioned teaching staff strength and the present position?

Sanctioned: 2

Filled: 2

13. How often were national/international seminars, workshops etc. organised at the department?

Nil

14. Are there any international or national links/collaborations for teaching, research or both?

Nil

15.

(a) List the teaching staff, with their designations, qualifications, fields of specialisation, years of experience, age and sex (in the descending order of seniority):

Name of the Teaching staff	Designation	Highest Qual.	Specialisation	Age	Sex
Dr.K.Moorthy	Physical Director	Ph.D	Football	52	M
Mr.Karuppasamy	Asst.PED		-	28	M

(b) Experience of the teachers:

Name of the Teacher					Research
	UG	PG	UG	PG	
Dr.K.Moorthy	25	18	-	-	6 years
Mr.Karuppasamy	<1	<1	-	-	-

16. How many from the teaching staff have received national/international recognition as fellows, awardees etc.?

FIVB Federation of international volley ball – appreciated the Ph.D work of HOD.

17. What percentage of the faculty are in active research (guiding research scholars, operating projects, publishing regularly, etc.)?

50%

18. List the major thrust areas within the subject in which research activities are being pursued.

- Human elements contribution.
- Sports Management.

19. Give details of ongoing projects funded by external agencies. Nil

Funding agency	Amount (Rs.)	Duration (years)	Collaboration, if any
-	-	-	-

20. What are the basic and advanced facilities, available and (like botanical garden, field laboratories, animal house, computing facility, major equipment, mortuary, post mortum facilities experimental surgery and medicine facilities etc.) acquired over the years?

Football field

Cricket track

Gym

Basketball ground.

Volleyball ground.

Ball Badminton, Kabadi, KhoKho, Tennis (Advanced facilities for Tennis & Tabletennis)

21. What is the total number of publications (add the list) of the department in the last five years?

International – 5

National – 7

22. Have any one of the teaching programmes been dropped because it lost its immediate relevance or because it was not viable?

Nil

23. What is the average work load in terms of actual contact lectures per week per teacher?

Dr.K.Moorthy: Average of about 11 hours a day including week ends.

24. What is the average time spent by a teacher with students and how much time is spent on committees that deal with academic matters?

8 hrs with students, 3hrs academic and administrative.

25. Does the department monitor overall performance of students through regular assessments?

Yes ☒ No ☐

If yes, give methods and details of assessment.

Continuous monitoring in all sports activities.

26. How do the teachers update themselves for discharging their teaching/research responsibilities? Give details.

By attending National/International seminars /conferences.

Workshops and National and International Circuit meets and Tournaments.

27. What is the annual budget allocation of the college to the department?

Rs. 1,00,000 for sports equipment

Rs. 100 per student * student strength.

28. How much of research funding has been generated by the teachers from other agencies?

Nil

29. Do the teachers offer consultancy services and earn revenue for the college/department?

Yes ☐ No ☒

If yes, how much has been earned during the last two years?

Professional facilities maintained in the Premises generate about 1.00 lakh.

By renting facilities .

1. The Tennis Court &

2. Tabletennis indoor.

30. Furnish the following details:

Particulars	UG	PG	Research
Ratio of applications to available seats	3%	2%	-
	-	-	-
Progression to higher education rate	-	-	-
Employment rate	-	-	-
Ratio of part-time teachers to full-time teachers	1:1	-	-
Ratio of academic staff to administrative staff	1:1	-	-

31. Furnish the following data :

- | | |
|---------------------------------------|-------------------|
| • Ratio of students to teachers | 2:Total strength. |
| • Number of research papers published | 2 Text books. |

32. Has the department received any special support for teaching or research?

Yes ☐ No ☒

33. Any other information which highlights the unique achievements of the department:

1. Overall Personality development of the students. They are trained for the tournaments and fitness .
2. The individuals excel in tournaments are identified as University Blue. This we are consistently doing over the past 25 years.
3. We have a TT Academy with the motto "To find players for India". This facility is coordinated and maintained by the department.
4. There are many past sports students who have been employed in positions like civil and public services through sports quota.



DWARAKA DOSS GOVERDHAN DOSS VAISHNAV COLLEGE,
ARUMBAKKAM, CHENNAI - 600 106

Part - I
Of
NAAC SELF STUDY REPORT

5. Students' feedback

a) NAAC format 1



DWARAKA DOSS GOVERDHAN DOSS VAISHNAV COLLEGE,
ARUMBAKKAM, CHENNAI - 600 106

Part - I
Of
NAAC SELF STUDY REPORT

5. Students' feedback
a) NAAC format 1

D.G.Vaishnav College, Chennai - 600 106

Processed summary of the Student FEEDBACK FORMAT 1

The Student Feedback Format 1, which is the students' feedback on courses, is obtained from 10% of the final year UG students + 20% the final year PG students + all M.Phil. and Research scholars of every Department. The student-ensemble is chosen randomly by the Head of the Department, so that the evaluation done is most neutral and unbiased.

This Feedback on courses were obtained from **237** students from all the Departments. The Consolidated rating (on a ten point scale as suggested by NAAC) is presented in the given format.

S.No	Department	Programmes
1.	Mathematics	M.Sc, B.Sc
2.	Physics	M.Sc, B.Sc
3.	Chemistry	B.Sc
4.	Botany	B.Sc
5.	Sericulture	B.Sc
6.	Economics	M.Phil, M.A, B.A
7.	Commerce	M.Phil, M.Com, B.Com
8.	Banking Management	B.B.M
9.	Corporate Secretaryship	M.C.S, B.C.S
10.	Computer Science	M.C.A, M.Sc(IT), M.Sc(CS), B.C.A
11.	Social Work	M.S.W
12.	Bio - Chemistry	B.Sc
13.	Bio - Technology	M.Sc
14.	Micro - Biology	M.Sc
15.	Bachelor of Business Administration	B.B.A
16.	Master of Business Administration	M.B.A
17.	Visual communication	B.Sc

D.G.Vaishnav College, Arumbakkam, Chennai – 600 106


Student Feedback on Courses

Department : Mathematics

Course: M.Sc Maths

Semester/Term/Year : II

Please rate the courses on the following attributes using the 10 point scale shown:



Courses	Course 01	Course 02	Course 03	Course 04
1. Learning value (in terms of skills, concepts, knowledge, analytical abilities, or broadening perspective)	9.43	8.71	8.71	9.0
2. Applicability/relevance to real life situations	8.14	8.0	7.86	9.29
3. Depth of the course content	8.14	7.43	8.14	8.71
4. Extent of coverage of course	8.71	8.14	8.29	8.71
5. Clarity and relevance of reading material	9.29	7.57	8.29	9.0
6. Extent of effort required by students				
7. Relevance/learning value of project/report	8.42	8.0	8.29	8.71
8. Overall rating	7.71	7.57	7.71	8.29
	8.86	8.14	8.86	8.86

Course 01 - (Title of the Course) Topology and Functional Analysis
 Course 02 - (Title of the Course) Complex Analysis
 Course 03 - (Title of the Course) Graph Theory and Discrete Mathematics
 Course 04 - (Title of the Course) Statistics

D.G.Vaishnav College, Arumbakkam, Chennai – 600 106


Student Feedback on Courses

Department : Mathematics

Course: M.Sc Maths

Semester/Term/Year : I

Please rate the courses on the following attributes using the 10 point scale shown:



Courses	Course 01	Course 02	Course 03	Course 04	Course 05
1. Learning value (in terms of skills, concepts, knowledge, analytical abilities, or broadening perspective)	9.0	8.5	8.5	7.7	8.0
2. Applicability/relevance to real life situations	7.25	7.0	7.75	7.25	8.75
3. Depth of the course content	8.25	7.5	8.25	8.25	9.0
4. Extent of coverage of course	8.5	8.0	7.5	8.5	8.5
5. Clarity and relevance of reading material	8.75	8.75	8.25	9.25	9.0
6. Extent of effort required by students					
7. Relevance/learning value of project/report	7.75	8.25	7.75	7.25	8.0
8. Overall rating	7.25	7.5	8.25	8.5	7.75
	9.25	9.0	8.25	8.25	8.0

Course 01 - (Title of the Course) Algebra :

Course 02 - (Title of the Course) Real Analysis

Course 03 - (Title of the Course) Topology

Course 04 - (Title of the Course) Differential Equation

Course 05 - (Title of the Course) C++ Numerical Method

D.G.Vaishnav College, Arumbakkam, Chennai – 600 106

Student Feedback on Courses

Department : Mathematics

Course: M.Sc Applied Maths

Semester/Term/Year : II

Please rate the courses on the following attributes using the 10 point scale shown:



Very Good

Very Poor

Courses	Course 01	Course 02	Course 03	Course 04	Course 05
1. Learning value (in terms of skills, concepts, knowledge, analytical abilities, or broadening perspective)	5.3	9.6	7.6	6.6	8.67
2. Applicability/relevance to real life situations	6.0	8.6	7.0	9.0	8.0
3. Depth of the course content	8.3	7.0	8.0	8.3	7.3
4. Extent of coverage of course	8.0	6.6	7.3	8.3	7.3
5. Clarity and relevance of reading material	7.0	8.3	8.3	9.3	7.3
6. Extent of effort required by students					
7. Relevance/learning value of project/report	9.3	8.3	5.6	5.0	8.3
8. Overall rating	7.0	9.3	7.3	8.3	9.0
	8.0	8.3	6.6	8.6	7.6

Course 01 -	(Title of the Course)	Topology and Function Analysis
Course 02 -	(Title of the Course)	JAVA Programming and Data process
Course 03 -	(Title of the Course)	Fuzzy sets and their Application
Course 04 -	(Title of the Course)	Discrete Mathematical Structure
Course 05 -	(Title of the Course)	UNIX and RDBMS


D.G.Vaishnav College, Arumbakkam, Chennai – 600 106

Student Feedback on Courses
Department : Mathematics

Semester/Term/Year : III

Course: B.Sc

Please rate the courses on the following attributes using the 10 point scale shown:



Very Good

Very Poor

Courses	Course 01	Course 02	Course 03	Course 04	Course 05
1. Learning value (in terms of skills, concepts, knowledge, analytical abilities, or broadening perspective)	7.65	6.93	7.64	7.43	7.79
2. Applicability/relevance to real life situations	5.71	5.07	8.07	7.57	7.95
3. Depth of the course content	7.43	7.21	7.28	7.43	6.93
4. Extent of coverage of course	7.65	7.29	6.78	7.5	7.43
5. Clarity and relevance of reading material	8.21	7.29	6.07	7.79	7.14
6. Extent of effort required by students					
7. Relevance/learning value of project/report	8.0	6.5	7.07	6.79	6.71
8. Overall rating	7.15	6.71	7.87	7.5	7.21
	8.15	7.72	7.15	8.21	7.35

- Course 01 - (Title of the Course) Algebra :
 Course 02 - (Title of the Course) Real and Complex Analysis
 Course 03 - (Title of the Course) Programming in C
 Course 04 - (Title of the Course) Mechanics
 Course 05 - (Title of the Course) Operation Research


D.G.Vaishnav College, Arumbakkam, Chennai – 600 106

Student Feedback on Courses
Department : Physics

Semester/Term/Year : II

Course: M.Sc

Please rate the courses on the following attributes using the 10 point scale shown:



Courses	Course 01	Course 02	Course 03	Course 04
1. Learning value (in terms of skills, concepts, knowledge, analytical abilities, or broadening perspective)	7.4	6.1	8.7	6.0
2. Applicability/relevance to real life situations	7.1	8.0	8.1	8.0
3. Depth of the course content	8.1	8.0	8.4	7.8
4. Extent of coverage of course	7.0	7.0	6.0	6.8
5. Clarity and relevance of reading material	7.6	8.0	7.0	7.3
6. Extent of effort required by students				
7. Relevance/learning value of project/report	8.0	6.9	5.7	7.7
8. Overall rating	4.9	8.1	8.9	7.3
	6.3	7.0	7.3	7.3

- Course 01 - (Title of the Course) Nuclear Physics
 Course 02 - (Title of the Course) Solid State Physics and Spectroscopy
 Course 03 - (Title of the Course) Microprocessor
 Course 04 - (Title of the Course) Project

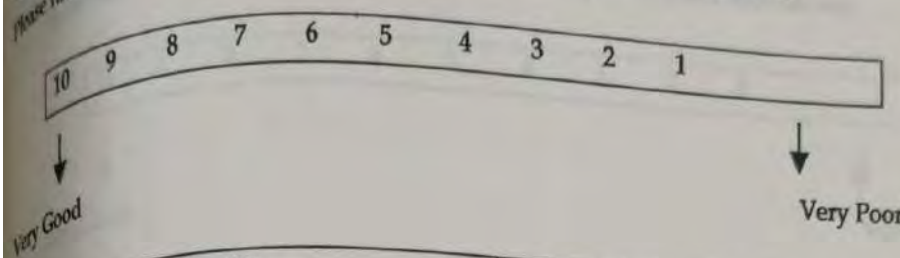
D.G.Vaishnav College, Arumbakkam, Chennai – 600 106

Student Feedback on Courses
Department : Physics

Semester/Term/Year : III

Course: B.Sc

Please rate the courses on the following attributes using the 10 point scale shown:



Courses	Course 01	Course 02	Course 03	Course 04	Course 05
1. Learning value (in terms of skills, concepts, knowledge, analytical abilities, or broadening perspective)	8.8	6.4	7.6	7.6	8.2
2. Applicability/relevance to real life situations	7.8	7.0	7.0	6.8	8.39
3. Depth of the course content	7.4	7.2	7.8	7.2	7.0
4. Extent of coverage of course	7.6	8.0	8.0	7.8	7.6
5. Clarity and relevance of reading material	8.0	7.6	8.0	5.6	6.6
6. Extent of effort required by students					
7. Relevance/learning value of project/report	7.6	8.0	8.8	8.2	8.2
8. Overall rating	8.8	6.0	7.4	7.2	9.0

- Course 01 - (Title of the Course) Optics
 Course 02 - (Title of the Course) Electricity and Magnetism
 Course 03 - (Title of the Course) Applied Electronics
 Course 04 - (Title of the Course) Atomic Physics and Electornics
 Course 05 - (Title of the Course) Nuclear Physics and Relativity

D.G.Vaishnav College, Arumbakkam, Chennai – 600 106


Student Feedback on Courses

Department : Chemistry

Course: B.Sc

Semester/Term/Year : III

Please rate the courses on the following attributes using the 10 point scale shown:



Courses	Course 01
9. Learning value (in terms of skills, concepts, knowledge, analytical abilities, or broadening perspective)	7.29
10. Applicability/relevance to real life situations	5.86
11. Depth of the course content	7.71
12. Extent of coverage of course	6.00
13. Clarity and relevance of reading material	6.57
14. Extent of effort required by students	
15. Relevance/learning value of project/report	6.29
16. Overall rating	4.71
	7.14

Course 01 - (Title of the Course)

B.Sc. Chemistry

D.G.Vaishnav College, Arumbakkam, Chennai – 600 106


Student Feedback on Courses

Department : Chemistry

Semester/Term/Year : II

Courses: B.Sc

Please rate the courses on the following attributes using the 10 point scale shown:



Courses	Course 01	Course 02	Course 03	Course 04	Course 05
1. Learning value (in terms of skills, concepts, knowledge, analytical abilities, or broadening perspective)	8.33	8.33	6.33	2.67	8.33
2. Applicability/relevance to real life situations	7.0	6.0	6.33	3.0	8.33
3. Depth of the course content	4.67	7.0	5.67	2.67	8.67
4. Extent of coverage of course	5.0	6.67	6.67	2.33	6.33
5. Clarity and relevance of reading material	6.0	7.0	7.0	4.0	9.0
6. Extent of effort required by students					
7. Relevance/learning value of project/report	6.33	7.0	7.33	7.33	9.33
8. Overall rating	6.33	7.0	7.33	7.33	9.33
	7.67	8.33	7.33	3.67	8.33

Course 01 – (Title of the Course) Chemistry

Course 02 – (Title of the Course) Maths

Course 03 – (Title of the Course) Physics

Course 04 – (Title of the Course) Tamil

Course 05 – (Title of the Course) English

D.G.Vaishnav College, Arumbakkam, Chennai – 600 106


Student Feedback on Courses

Department : Botany

Semester/Term/Year : III

Course: B.Sc

Please rate the courses on the following attributes using the 10 point scale shown:



Courses	Course 01	Course 02	Course 03	Course 04	Course 05
1. Learning value (in terms of skills, concepts, knowledge, analytical abilities, or broadening perspective)	7.0	9.5	9.0	9.25	9.5
2. Applicability/relevance to real life situations	7.25	9.0	9.5	9.0	9.0
3. Depth of the course content	8.0	8.25	8.0	8.0	9.0
4. Extent of coverage of course	8.5	8.75	9.0	10.0	9.5
5. Clarity and relevance of reading material	7.25	8.25	8.5	8.0	8.5
6. Extent of effort required by students					
7. Relevance/learning value of project/report	9.0	9.25	9.25	9.25	9.5
8. Overall rating	8.0	8.0	7.5	7.5	8.5
	8.75	9.25	9.75	9.75	9.5

- Course 01 – (Title of the Course) Angiosperm –Taxonomy, Anatomy, Embryology
- Course 02 – (Title of the Course) Plant Physiology, Ecology, Tricology, Phytogeography
- Course 03 – (Title of the Course) Cell Biology, Genetics, Plant Breeder
- Course 04 – (Title of the Course) Biotechnology
- Course 05 – (Title of the Course) Plant Protection

D.G.Vaishnav College, Arumbakkam, Chennai – 600 106


Student Feedback on Courses

Department : Sericulture

Course: B.Sc Botany

Semester/Term/Year :

Please rate the courses on the following attributes using the 10 point scale shown:



Courses	Course 01
1. Learning value (in terms of skills, concepts, knowledge, analytical abilities, or broadening perspective)	9.67
2. Applicability/relevance to real life situations	9.33
3. Depth of the course content	9.5
4. Extent of coverage of course	9.5
5. Clarity and relevance of reading material	9.17
6. Extent of effort required by students	8.83
7. Relevance/learning value of project/report	10.0
8. Overall rating	9.83

Course 01 - (Title of the Course) Sericulture

D.G.Vaishnav College, Arumbakkam, Chennai – 600 106


Student Feedback on Courses

Department : Economics

Semester/Term/Year :

Course: M.Phil

Please rate the courses on the following attributes using the 10 point scale shown:



Courses	Course 01	Course 02	Course 03
1. Learning value (in terms of skills, concepts, knowledge, analytical abilities, or broadening perspective)	8.88	8.1	8.8
2. Applicability/relevance to real life situations	8.0	7.2	8.4
3. Depth of the course content	7.8	7.4	7.8
4. Extent of coverage of course	7.4	7.5	7.4
5. Clarity and relevance of reading material	7.6	7.8	7.1
6. Extent of effort required by students			
7. Relevance/learning value of project/report	8.3	8.0	7.3
8. Overall rating	8.4	7.8	8.1
	7.5	7.7	8.5

Course 01 - (Title of the Course) Introduction to Research Methods
 Course 02 - (Title of the Course) Economic Theory
 Course 03 - (Title of the Course) Indian Economic Department

D.G.Vaishnav College, Arumbakkam, Chennai – 600 106


Student Feedback on Courses

Department : Economics

Semester/Term/Year : II

Course: M.A

Please rate the courses on the following attributes using the 10 point scale shown:



Courses	Course 01	Course 02	Course 03	Course 04	Course 05
1. Learning value (in terms of skills, concepts, knowledge, analytical abilities, or broadening perspective)	4.7	7.7	7.0	8.0	7.7
2. Applicability/relevance to real life situations	6.3	6.7	8.0	8.0	6.0
3. Depth of the course content	7.3	8.3	8.0	4.3	7.0
4. Extent of coverage of course	8.0	8.7	5.0	7.0	7.0
5. Clarity and relevance of reading material	7.0	7.0	6.8	8.0	7.7
6. Extent of effort required by students					
7. Relevance/learning value of project/report	6.7	7.7	8.0	7.7	8.6
8. Overall rating	6.7	7.3	7.7	6.7	7.7
	7.7	7.7	7.7	5.7	5.3

Course 01 - (Title of the Course) Growth and Planning

Course 02 - (Title of the Course) Monetary Economics

Course 03 - (Title of the Course) Rural and Industrial Development

Course 04 - (Title of the Course) Industrial Economics

Course 05 - (Title of the Course) Research Methodology

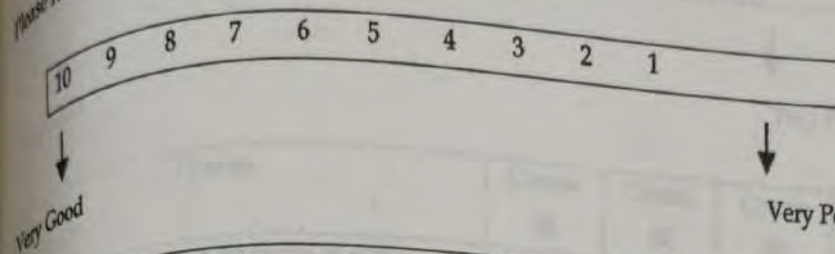
D.G.Vaishnav College, Arumbakkam, Chennai – 600 106

Student Feedback on Courses
Department : Economics

Semester/Term/Year : I

Course: M.A

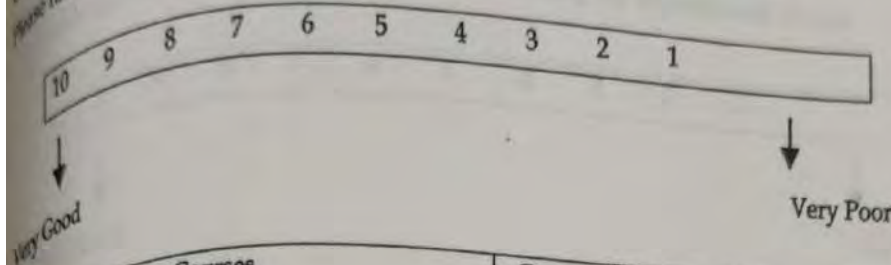
Please rate the courses on the following attributes using the 10 point scale shown:



Courses	Course 01	Course 02	Course 03	Course 04	Course 05
1. Learning value (in terms of skills, concepts, knowledge, analytical abilities, or broadening perspective)	7.67	8.16	6.83	7.5	7.83
2. Applicability/relevance to real life situations	7.16	7.67	7.5	6.0	7.83
3. Depth of the course content	8.33	8.0	7.16	6.5	7.5
4. Extent of coverage of course	7.5	7.67	7.7	6.33	8.0
5. Clarity and relevance of reading material	8.0	8.33	8.0	7.0	7.33
6. Extent of effort required by students					
7. Relevance/learning value of project/report	7.0	7.0	7.0	7.66	7.0
8. Overall rating	7.83	7.83	7.5	6.83	7.83
	8.0	8.5	7.67	7.7	8.16

- Course 01 – (Title of the Course) Micro Economics
 Course 02 – (Title of the Course) I.E.D
 Course 03 – (Title of the Course) Statistics
 Course 04 – (Title of the Course) Principles of Management
 Course 05 – (Title of the Course) Accounts

Please rate the courses on the following attributes using the 10 point scale shown:



Courses	Course 01	Course 02	Course 03	Course 04	Course 05
1. Learning value (in terms of skills, concepts, knowledge, analytical abilities, or broadening perspective)	8.17	7.83	9.33	9.33	9.0
2. Applicability/relevance to real life situations	8.5	9.16	9.5	9.5	8.33
3. Depth of the course content	9.0	8.5	9.0	9.66	8.0
4. Extent of coverage of course	8.83	8.5	8.33	9.66	8.83
5. Clarity and relevance of reading material	8.83	9.66	9.66	9.66	8.83
6. Extent of effort required by students					
7. Relevance/learning value of project/report	9.33	9.16	9.33	9.5	9.33
8. Overall rating	8.33	9.33	9.17	9.66	9.17
	9.17	9.5	9.5	9.83	9.0

Course 01 -	(Title of the Course)	Macro Economics
Course 02 -	(Title of the Course)	Fiscal Economics
Course 03 -	(Title of the Course)	Managerial Economics
Course 04 -	(Title of the Course)	Mathematical methods for Economists
Course 05 -	(Title of the Course)	Industrial Organisation

D.G.Vaishnav College, Arumbakkam, Chennai – 600 106


Student Feedback on Courses

Department : Commerce

Course: M.Phil

Semester/Term/Year :

Please rate the courses on the following attributes using the 10 point scale shown:



Courses	Course 01	Course 02	Course 03
1. Learning value (in terms of skills, concepts, knowledge, analytical abilities, or broadening perspective)	6.91	6.73	7.0
2. Applicability/relevance to real life situations	6.18	6.18	6.18
3. Depth of the course content	7.36	7.45	7.18
4. Extent of coverage of course	7.27	7.16	7.32
5. Clarity and relevance of reading material	7.18	7.45	7.81
6. Extent of effort required by students			
7. Relevance/learning value of project/report	8.18	7.36	8.36
8. Overall rating	7.31	6.78	8.16
	7.36	7.18	7.54


Course 01 - (Title of the Course) Research Methodology
 Course 02 - (Title of the Course) Financial Management
 Course 03 - (Title of the Course) Dissertation

D.G.Vaishnav College, Arumbakkam, Chennai – 600 106

Student Feedback on Courses
Department : Commerce

Semester/Term/Year : II

Course: M.Com
Please rate the courses on the following attributes using the 10 point scale shown:



Courses	Course 01	Course 02	Course 03	Course 04	Course 05
1. Learning value (in terms of skills, concepts, knowledge, analytical abilities, or broadening perspective)	8.0	8.0	8.0	8.0	8.0
2. Applicability/relevance to real life situations	8.0	7.75	7.5	8.0	7.75
3. Depth of the course content	6.25	6.5	6.0	6.25	6.25
4. Extent of coverage of course	6.75	7.0	7.25	6.75	7.25
5. Clarity and relevance of reading material	6.5	6.0	6.25	6.25	7.25
6. Extent of effort required by students					
7. Relevance/learning value of project/report	6.5	6.0	6.25	6.25	6.25
8. Overall rating	7.75	8.0	8.0	8	7.5
	8	8	8.0	8	8.0

Course 01 -	(Title of the Course)	Indirect Taxation
Course 02 -	(Title of the Course)	Direct Taxation
Course 03 -	(Title of the Course)	Cost Accounting
Course 04 -	(Title of the Course)	Human Development in Organisation
Course 05 -	(Title of the Course)	Financial services and stock exchange


D.G.Vaishnav College, Arumbakkam, Chennai – 600 106

Student Feedback on Courses
Department : Commerce

Semester/Term/Year : III

Course: B.Com

Please rate the courses on the following attributes using the 10 point scale shown:



Courses	Course 01	Course 02	Course 03	Course 04	Course 05
1. Learning value (in terms of skills, concepts, knowledge, analytical abilities, or broadening perspective)	7.67	7.1	6.28	6.57	7.12
2. Applicability/relevance to real life situations	7.38	6.33	5.90	6.52	5.95
3. Depth of the course content	7.38	6.62	6.67	7.00	6.95
4. Extent of coverage of course	7.57	7.14	6.85	7.66	6.85
5. Clarity and relevance of reading material					
6. Extent of effort required by students	7.57	7.28	6.95	6.85	6.57
7. Relevance/learning value of project/report	7.52	7.95	7.43	7.24	7.76
8. Overall rating	6.47	6.33	6.61	6.47	6.19
	7.95	7.80	6.65	6.76	6.83

Course 01 -	(Title of the Course)	Cost Accounting
Course 02 -	(Title of the Course)	Management Accounting
Course 03 -	(Title of the Course)	Practical Auditing
Course 04 -	(Title of the Course)	Income Tax Law
Course 05 -	(Title of the Course)	Income Tax practice


D.G.Vaishnav College, Arumbakkam, Chennai – 600 106

Student Feedback on Courses
Department : Bank Management

Semester/Term/Year : III

Course: B.B.M

Please rate the courses on the following attributes using the 10 point scale shown:



Very Good

Very Poor

Courses	Course 01	Course 02	Course 03	Course 04	Course 05
1. Learning value (in terms of skills, concepts, knowledge, analytical abilities, or broadening perspective)	7.0	7.0	7.33	7.5	6.67
2. Applicability/relevance to real life situations	7.33	6.67	7.83	8.67	6.83
3. Depth of the course content	8.67	7.5	7.67	7.33	7.33
4. Extent of coverage of course	7.83	8.0	8.17	7.83	8.13
5. Clarity and relevance of reading material	7.83	8.5	8.17	8.5	8.5
6. Extent of effort required by students					
7. Relevance/learning value of project/report	7.0	7.83	7.83	7.17	6.83
8. Overall rating	7.17	7.83	7.5	8.33	7.5
	8.17	8.67	8.17	9.17	8.33

- Course 01 – (Title of the Course) Management Accounting
 Course 02 – (Title of the Course) Financial Markets
 Course 03 – (Title of the Course) Essentials Of Management
 Course 04 – (Title of the Course) Banking law and Practice II
 Course 05 – (Title of the Course) Foreign Exchange

D.G.Vaishnav College, Arumbakkam, Chennai – 600 106


Student Feedback on Courses

Department : Corporate Secretaryship

Semester/Term/Year : II

Course: M.A.

Please rate the courses on the following attributes using the 10 point scale shown:



Courses	Course 01	Course 02	Course 03	Course 04	Course 05
1. Learning value (in terms of skills, concepts, knowledge, analytical abilities, or broadening perspective)	5.8	7.4	8.0	9.0	8.8
2. Applicability/relevance to real life situations	6.2	7.4	7.0	6.0	9.0
3. Depth of the course content	7.4	7.8	7.4	8.6	8.0
4. Extent of coverage of course	7.6	8.2	8.0	7.6	7.8
5. Clarity and relevance of reading material	7.4	8.0	8.0	7.4	8.0
6. Extent of effort required by students					
7. Relevance/learning value of project/report	8.4	7.2	8.4	7.6	9.2
8. Overall rating	6.8	7.0	7.2	7.6	8.4
	7.4	8.0	6.8	9.4	9.4

Course 01 -	(Title of the Course)	Human Rights and Human Relation Education
Course 02 -	(Title of the Course)	Industrial Relation
Course 03 -	(Title of the Course)	Corporation Finance
Course 04 -	(Title of the Course)	Personnel Management
Course 05 -	(Title of the Course)	Advance cost and Management Accounting

D.G.Vaishnav College, Arumbakkam, Chennai – 600 106


Student Feedback on Courses

Department : Corporate Secretaryship

Semester/Term/Year : III

Course: B.C.S

Please rate the courses on the following attributes using the 10 point scale shown:



Courses	Course 01	Course 02	Course 03	Course 04
1. Learning value (in terms of skills, concepts, knowledge, analytical abilities, or broadening perspective)	8.71	8.71	9.0	7.71
2. Applicability/relevance to real life situations	8.57	8.43	8.86	8.0
3. Depth of the course content	8.71	9.14	8.86	8.0
4. Extent of coverage of course	8.86	9.0	9.14	8.86
5. Clarity and relevance of reading material	9.14	8.71	9.0	8.57
6. Extent of effort required by students				
7. Relevance/learning value of project/report	9.71	8.71	8.71	8.14
8. Overall rating	9.14	9.0	8.57	8.0
	8.42	8.57	8.57	8.0

- Course 01 – (Title of the Course) Cost and Management Accounting
 Course 02 – (Title of the Course) Income Tax Law and Practice
 Course 03 – (Title of the Course) Commercial and Industrial law
 Course 04 – (Title of the Course) Secretarial Practice and Business Communication

D.G.Vaishnav College, Arumbakkam, Chennai – 600 106


Student Feedback on Courses

Department : Corporate Secretaryship

Semester/Term/Year : I

Course: B.C.S

Please rate the courses on the following attributes using the 10 point scale shown:



Courses	Course 01	Course 02	Course 03
1. Learning value (in terms of skills, concepts, knowledge, analytical abilities, or broadening perspective)	9.8	8.4	6.6
2. Applicability/relevance to real life situations	8.2	8.0	8.0
3. Depth of the course content	8.4	7.4	7.4
4. Extent of coverage of course	8.2	7.9	6.9
5. Clarity and relevance of reading material	6.2	7.7	7.0
6. Extent of effort required by students			
7. Relevance/learning value of project/report	7.2	7.0	7.4
8. Overall rating	8.0	7.7	7.2
	9.0	8.2	7.77

Course 01 – (Title of the Course) Financial Accounting

Course 02 – (Title of the Course) Elements of Marketing

Course 03 – (Title of the Course) Business Management

D.G.Vaishnav College, Arumbakkam, Chennai - 600 106

Student Feedback on Courses

Department : Computer Science

Semester/Term/Year : V

Course: M.C.A

Please rate the courses on the following attributes using the 10 point scale shown:

10	9	8	7	6	5	4	3	2	1
----	---	---	---	---	---	---	---	---	---

↓ Very Good

↓ Very Poor

Courses	Course 01	Course 02	Course 03	Course 04	Course 05
1. Learning value (in terms of skills, concepts, knowledge, analytical abilities, or broadening perspective)	8.31	8.54	8.62	8.38	7.54
2. Applicability/relevance to real life situations	8.46	8.23	8.38	8.23	8.38
3. Depth of the course content	8.07	7.71	8.07	8.38	8.23
4. Extent of coverage of course	8.46	8.46	8.53	8.15	8.00
5. Clarity and relevance of reading material	8.69	7.92	8.38	8.58	8.00
6. Extent of effort required by students	8.61	8.61	8.69	8.58	8.84
7. Relevance/learning value of project/report	8.69	8.35	8.76	8.46	8.30
8. Overall rating	8.61	8.92	8.76	8.54	8.28

Course 01 -	(Title of the Course)	DBMS(Database Management System)
Course 02 -	(Title of the Course)	Multimedia
Course 03 -	(Title of the Course)	Distributed computing
Course 04 -	(Title of the Course)	Internet and its applicatons
Course 05 -	(Title of the Course)	E-Commerce

D.G.Vaishnav College, Arumbakkam, Chennai – 600 106


Student Feedback on Courses

Department : Computer Science

Course: M.C.A

Semester/Term/Year : III

Please rate the courses on the following attributes using the 10 point scale shown:



Courses	Course 01	Course 02	Course 03	Course 04	Course 05
1. Learning value (in terms of skills, concepts, knowledge, analytical abilities, or broadening perspective)	7.5	7.5	8.0	7.0	9.0
2. Applicability/relevance to real life situations	7.0	8.0	8.0	7.5	9.5
3. Depth of the course content	7.5	7.6	8.0	8.5	9.0
4. Extent of coverage of course	7.5	8.0	8.0	8.5	8.5
5. Clarity and relevance of reading material	8.0	8.5	9.0	9.0	9.0
6. Extent of effort required by students					
7. Relevance/learning value of project/report	8.0	8.0	8.5	8.5	9.0
8. Overall rating	7.5	8.0	8.8	8.0	9.0
	7.5	8.5	8.5	8.0	9.5

Course 01 – (Title of the Course) Design and Analysis of Algorithm
 Course 02 – (Title of the Course) COBOL Programming
 Course 03 – (Title of the Course) Computer Architecture
 Course 04 – (Title of the Course) Programming in JAVA
 Course 05 – (Title of the Course) Organisation Behavior

D.G.Vaishnav College, Arumbakkam, Chennai – 600 106


Student Feedback on Courses

Department : Computer Science

Semester/Term/Year : II

Course: M.Sc I.T

Please rate the courses on the following attributes using the 10 point scale shown:



Courses	Course 01	Course 02	Course 03	Course 04	Course 05
1. Learning value (in terms of skills, concepts, knowledge, analytical abilities, or broadening perspective)	7.13	6.75	7.25	7.12	8.25
2. Applicability/relevance to real life situations	7.75	6.13	8.25	7.63	6.75
3. Depth of the course content	6.38	7.38	7.25	7.13	8.38
4. Extent of coverage of course	6.38	7.88	7.13	6.25	8.75
5. Clarity and relevance of reading material	6.75	7.75	7.38	7.00	8.63
6. Extent of effort required by students					
7. Relevance/learning value of project/report	8.37	8.75	7.88	8.25	8.38
8. Overall rating	7.53	7.63	7.63	7.63	7.5
	7.12	7.75	7.75	7.75	8.75

Course 01 - (Title of the Course) Network Programming

Course 02 - (Title of the Course) Object Oriented Analysis and Design

Course 03 - (Title of the Course) Internet and its Application

Course 04 - (Title of the Course) Software Project Management


Course 05 - (Title of the Course) Artificial Neural Network

D.G.Vaishnav College, Arumbakkam, Chennai – 600 106

Student Feedback on Courses
Department : Computer Science
Course: M.Sc

Semester/Term/Year : II

Please rate the courses on the following attributes using the 10 point scale shown:



Courses	Course 01	Course 02	Course 03	Course 04	Course 05
1. Learning value (in terms of skills, concepts, knowledge, analytical abilities, or broadening perspective)	10.0				
2. Applicability/relevance to real life situations	9.0				
3. Depth of the course content	10.0				
4. Extent of coverage of course	8.0				
5. Clarity and relevance of reading material	10.0				
6. Extent of effort required by students					
7. Relevance/learning value of project/report	9.0				
8. Overall rating	10.0				
	9.0				

Course 01 - (Title of the Course)

Course 02 - (Title of the Course)

Course 03 - (Title of the Course) M.Sc (Computer Science)

Course 04 - (Title of the Course)

Course 05 - (Title of the Course)

Course 06 - (Title of the Course)

D.G.Vaishnav College, Arumbakkam, Chennai – 600 106


Student Feedback on Courses

Department : Computer science

Semester/Term/Year : III

Course:

Please rate the courses on the following attributes using the 10 point scale shown:



Courses	Course 01	Course 02	Course 03	Course 04
1. Learning value (in terms of skills, concepts, knowledge, analytical abilities, or broadening perspective)	10.0	9.0	9.6	9.0
2. Applicability/relevance to real life situations	9.0	8.3	9.3	9.7
3. Depth of the course content	8.3	9.0	8.7	9.0
4. Extent of coverage of course	9.0	8.3	8.7	8.3
5. Clarity and relevance of reading material	8.0	8.3	8.0	8.3
6. Extent of effort required by students				
7. Relevance/learning value of project/report	8.7	9.0	9.3	8.3
8. Overall rating	9.3	8.6	8.3	9.0
	9.3	9.0	9.3	9.0

Course 01 - (Title of the Course)

Computer science

Course 02 - (Title of the Course)

Course 03 - (Title of the Course)

Course 04 - (Title of the Course)

Student Feedback on Courses
Subject : Social Work

Semester/Term/Year : II

Course: M.A.

Please rate the courses on the following attributes using the 10 point scale shown:



Very Poor

Course 01 -	(Title of the Course)	Organisational behaviour and HRM
Course 02 -	(Title of the Course)	Labour Legislations/Laws
Course 03 -	(Title of the Course)	Trade Unions and Industrial Relations
Course 04 -	(Title of the Course)	Social Welfare Legislations/Policy
Course 05 -	(Title of the Course)	Counselling


D.G.Vaishnav College, Arumbakkam, Chennai – 600 106

Student Feedback on Courses
Department : Bio Chemistry

Semester/Term/Year : III

Course: B.Sc

Please rate the courses on the following attributes using the 10 point scale shown:



Courses	Course 01	Course 02	Course 03	Course 04	Course 05	Course 06
1. Learning value (in terms of skills, concepts, knowledge, analytical abilities, or broadening perspective)	8.0	8.17	8.33	8.0	8.33	8.33
2. Applicability/relevance to real life situations	7.17	7.5	7.0	8.17	8.17	8.0
3. Depth of the course content	7.5	7.67	8.0	8.0	9.0	8.33
4. Extent of coverage of course	7.83	8.17	8.0	8.33	8.33	8.67
5. Clarity and relevance of reading material	7.83	7.83	7.83	8.0	8.83	7.83
6. Extent of effort required by students	7.67	8.0	7.33	7.83	7.83	7.83
7. Relevance/learning value of project/report	7.33	7.67	6.5	7.5	7.83	8.33
8. Overall rating	7.83	7.5	7.0	7.5	7.83	7.67

Course 01 –	(Title of the Course)	Macro Molecular Biosynthesis
Course 02 –	(Title of the Course)	Enzymes and Intemediatory Metabolism
Course 03 –	(Title of the Course)	Physiology and Nutrition
Course 04 –	(Title of the Course)	Clinical Biochemistry
Course 05 –	(Title of the Course)	Biophysical Chemistry
Course 06 –	(Title of the Course)	Analytical BioChemistry


D.G.Vaishnav College, Arumbakkam, Chennai – 600 106

Student Feedback on Courses
Department : Biotechnology

Semester/Term/Year : II

Course: M.Sc

Please rate the courses on the following attributes using the 10 point scale shown:



Courses	Course 01	Course 02	Course 03	Course 04	Course 05
1. Learning value (in terms of skills, concepts, knowledge, analytical abilities, or broadening perspective)	8.83	9.2	8.5	7.5	8.5
2. Applicability/relevance to real life situations	9.2	8.8	8.0	8.3	7.7
3. Depth of the course content	9.2	8.7	8.7	8.0	7.7
4. Extent of coverage of course	9.3	9.5	8.8	7.2	7.8
5. Clarity and relevance of reading material	9.2	8.7	8.7	7.1	8.0
6. Extent of effort required by students					
7. Relevance/learning value of project/report	7.2	7.3	7.0	7.0	6.7
8. Overall rating	9.3	8.3	8.2	7.2	7.5
	9.2	8.5	8.8	7.5	8.3

- Course 01 - (Title of the Course) Biochemistry
 Course 02 - (Title of the Course) Enzymology
 Course 03 - (Title of the Course) Genetics
 Course 04 - (Title of the Course) Immunology
 Course 05 - (Title of the Course) Developmental Biology

D.G.Vaishnav College, Arumbakkam, Chennai – 600 106


Student Feedback on Courses

Department : Microbiology

Semester/Term/Year : II

Course: M.Sc

Please rate the courses on the following attributes using the 10 point scale shown:



Very Good

Very Poor

Courses	Course 01	Course 02	Course 03	Course 04
1. Learning value (in terms of skills, concepts, knowledge, analytical abilities, or broadening perspective)	9.0	7.0	9.0	8.0
2. Applicability/relevance to real life situations	9.0	7.5	9.0	7.0
3. Depth of the course content	9.0	7.0	8.5	7.0
4. Extent of coverage of course	7.5	7.0	8.5	7.5
5. Clarity and relevance of reading material	6.5	8.0	8.5	8.5
6. Extent of effort required by students				
7. Relevance/learning value of project/report	8.5	9.0	7.5	9.0
8. Overall rating	8.0	7.5	8.0	8.5
	7.5	6.5	8.5	8.0

Course 01 – (Title of the Course)

Applied Microbiology

Course 02 – (Title of the Course)

Course 03 – (Title of the Course)

Course 04 – (Title of the Course)

D.G.Vaishnav College, Arumbakkam, Chennai – 600 106


Student Feedback on Courses

Department : Bachelor of Business Administration

Semester/Term/Year : III

Course: B.B.A

Please rate the courses on the following attributes using the 10 point scale shown:



Courses	Course 01	Course 02	Course 03	Course 04	Course 05
1. Learning value (in terms of skills, concepts, knowledge, analytical abilities, or broadening perspective)	8.5	7.5	6.83	6.83	6.5
2. Applicability/relevance to real life situations	6.9	9.12	6.83	6.83	7.0
3. Depth of the course content	7.16	6.66	7.66	6.66	5.83
4. Extent of coverage of course	7.5	6.66	6.85	6.33	6.98
5. Clarity and relevance of reading material	7.66	8.33	6.66	6.33	6.56
6. Extent of effort required by students					
7. Relevance/learning value of project/report	7.5	7.16	6.83	6.5	5.66
8. Overall rating	6.58	6.16	5.66	5.66	5.83
	6.57	6.16	5.66	5.66	5.83

- Course 01 - (Title of the Course) Legal Aspects of Business
- Course 02 - (Title of the Course) Human Resource Management
- Course 03 - (Title of the Course) Protection and Materials Management
- Course 04 - (Title of the Course) Computer Theory
- Course 05 - (Title of the Course) Computer Practicals

D.G.Vaishnav College, Arumbakkam, Chennai – 600 106


Student Feedback on Courses

Department: Master of Business Administration

Semester/Term/Year : III

Course: M.B.A

Please rate the courses on the following attributes using the 10 point scale shown:



Courses	Course 01	Course 02	Course 03	Course 04
1. Learning value (in terms of skills, concepts, knowledge, analytical abilities, or broadening perspective)	6.5	6.8	6.67	6.83
2. Applicability/relevance to real life situations	6.17	6.5	6.83	6.67
3. Depth of the course content	6.83	6.83	6.83	7.0
4. Extent of coverage of course	7.33	6.83	6.83	7.33
5. Clarity and relevance of reading material	6.5	6.17	6.67	7.0
6. Extent of effort required by students				
7. Relevance/learning value of project/report	7.33	7.17	7.17	6.67
8. Overall rating	6.67	7.17	6.33	6.5
	7.5	7.5	6.83	7.33

- Course 01 – (Title of the Course) Management and Information System
 Course 02 – (Title of the Course) Corporate Finance
 Course 03 – (Title of the Course) S.A.P.M
 Course 04 – (Title of the Course) Service Marketing

D.G.Vaishnav College, Arumbakkam, Chennai – 600 106


Student Feedback on Courses

Department : Visual Communication

Semester/Term/Year : III

Course: B.Sc

Please rate the courses on the following attributes using the 10 point scale shown:



Courses	Course 01	Course 02	Course 03	Course 04	Course 05
1. Learning value (in terms of skills, concepts, knowledge, analytical abilities, or broadening perspective)	8.8	8.66	8.67	9.33	9.33
2. Applicability/relevance to real life situations	7.0	5.33	7.33	10.0	8.67
3. Depth of the course content	8.33	8.0	8.33	8.33	6.67
4. Extent of coverage of course	7.33	7.67	8.33	8.33	8.67
5. Clarity and relevance of reading material	6.33	7.0	7.33	7.87	8.0
6. Extent of effort required by students					
7. Relevance/learning value of project/report	6.0	6.0	7.0	8.0	7.33
8. Overall rating	5.0	5.0	5.67	6.67	5.67
	8.0	7.67	8.0	6.0	7.67

Course 01 –	(Title of the Course)	Elements of Film Study
Course 02 –	(Title of the Course)	Media,Culture and Society
Course 03 –	(Title of the Course)	Script writing and Video production
Course 04 –	(Title of the Course)	Advanced Multimedia and Web Publishing
Course 05 –	(Title of the Course)	Elective



DWARAKA DOSS GOVERDHAN DOSS VAISHNAV COLLEGE,
ARUMBAKKAM, CHENNAI - 600 106

Part - I
Of
NAAC SELF STUDY REPORT

5. Students' feedback

b) NAAC format 2

Processed summary of the Student FEEDBACK FORMAT 2

The Student Feedback Format 2, which is an evaluation of the teacher by the taught, is carried out in respect of every teacher taking feedback from about 15 students. The student-ensemble is decided by the Head of the Department applying the only criterion that the sampling is done from amongst the students of the highest class the teachers goes, so that the evaluation done is most matured and most scholarly.

Feedback on 228 of the total 247 teachers were obtained from 3327 students. The Consolidated rating (on a ten point scale as suggested by NAAC) for every teacher is evaluated.

Volume	Departments Covered
1.	Languages (Tamil, English, Hindi, Sanskrit and Telugu)
2.	Mathematics, Physics, Chemistry, Botany and Sericulture.
3.	Economics and Commerce.
4.	Banking Management, Corporate Secretaryship, Social Work, Bachelor of Business Administration and Master of Business Administration
5.	Computer Science, Bio-Chemistry, Bio-Technology, Micro-Biology, Visual Communication, Library and Physical Education.

**The consolidated student evaluation of every teacher is provided
Department-wise**

1. Tamil Department

1.	Dr. P. Lakshmi Narayanan	9.62
2.	Mr. B. Natarajan	9.65
3.	Mr. H. Gururagavendran	9.71
4.	Ms. G. Jagadeeswari	10.00
5.	Mr. K.V. Varadhan	9.45
6.	Ms. K.R. Vijayakumari	9.52

2. English Department

7.	Mr. R. Balakrishnan	8.68
8.	Ms. G. Chandralekha Rao	6.47
9.	Dr. Ms. Gowri Sivraman	8.37
10.	Ms. Usha	7.70
11.	Dr. Murali Ganam	8.16
12.	Ms. Sujatha Ravishankar	8.68
13.	Ms. Swarnalatha Rangarajan	9.75
14.	Ms. Mekala Devi	7.69
15.	Ms. Nethra	-
16.	Mr. C.L. Vijay Sai	8.20
17.	Ms. T.K. Premeela	8.98
18.	Ms. Jeyalakshmi	6.10
19.	Ms. G. Geetha	9.17
20.	Ms. Angayarkanni	8.49

3. Hindi Department

21.	Dr. Hriday Narayan Pandey	9.11
22.	Mr. Ram Surat Singh	8.45
23.	Mr. Lalan Ram Yadav	8.60
24.	Mr. Arvind Kumar Tripathi	9.09
25.	Mr. Ashok Kumar Dwivedi	9.23
26.	Mr. Sunil Patil	9.03
27.	Mr. Manoj Kumar Singh	8.53

4. Sanskrit Department

28.	Dr. L. Kumaraswamy	7.29
29.	Mr. V. Sowmya Narayanan	9.12
30.	Mr. L. Sampath Kumar	8.84
31.	Mr. P. Ramachandrasekar	8.20

5. Telugu Department

32.	Dr. K. Nagabhushanam	9.99
-----	----------------------	------

6. Mathematics Department

33.	Dr. R. Sattanathan	8.58
34.	Dr. R. Govindarajan	8.18
35.	Mr. P.S. Mani	8.65
36.	Mr. M. Anbudurai	6.72
37.	Dr. S.A. Settu	8.21
38.	Mr. K. Narayanan	7.61

39. Mr. N. Jayanth Karthik	8.07
40. Mr. R. Sivaraman	8.07
41. Mr. T.R. Subramaniam	8.42
42. Mr. R. Venkataramanan	9.11
43. Ms. M. Devika	8.81
44. Ms. S. Chandira Kala	8.31
45. Mr. R. Ganapathy Raman	9.85
46. Ms. T. Sridevi	6.24
47. Ms. N. Hema	6.64
48. Ms. D. Lalitha	9.06
49. Ms. B. Sujatha	9.73
50. Ms. S.U. Malini	8.93
51. Ms. V. Swapna	6.00
52. Mr. G. Palani	-
53. Ms. Jaya Ambigavathi	-
54. Ms P. Chandrakala	8.64

7. Physics Department

55. Dr. R. Jagannathan	8.26
56. Ms D. Uthra	-
57. Ms. D. Syamala	7.38
58. Ms. B. Anita	7.54
59. Ms. R. Vasanthi	7.90
60. Ms. R. Rathikha	7.42
61. Ms. V. Renganayaki	8.17
62. Ms. A. Kala	7.40
63. Ms. R. Rajalakshmi	7.77
64. Ms. G. Sreekumari	7.05
65. Mr. R. Magesh	6.15
66. Ms. Gayathree Mohan	8.43
67. Mr. G. Ashok	6.87
68. Mr. J. Balaji	6.62
69. Ms. J. Mary Linet	6.97
70. Mr. L.T.V. Vasantha Gopalan	7.05
71. Ms. M.V. Sangeetha	7.79
72. Ms. B. Sylaja	6.16
73. Ms. R. Uma	-
74. Ms S. Priya	-

8. Chemistry Department

75. Dr. T. Venkataraman	7.47
76. Mr. T. Chakravarthy	6.72
77. Dr. K.L. Ramachandran	8.17
78. Dr. K. Subramanian	7.25
79. Dr. S. Ilangoan	6.79
80. Dr. D. Lakshmanan	6.19
81. Dr. T. Vedagiriswara Rao	8.22
82. Dr. S. Bangaru Sudarsan Alwar	8.83
83. Ms. C.K. Radha	9.22
84. Dr. C. Srinivasan	8.72
85. Dr. S. Raghavan	9.00
86. Mr. T. Sivaramakrishnan	9.05
87. Mr. R. Ramesh kumar	4.22
88. Ms. K. Premalatha	6.83

9. Botany Department

33. Mr. A. Dhinakaran	8.96
34. Dr. J.P. Ravishankar	8.90
35. Mr. S. Selvaraju	9.04
36. Mr. R. Muralidharan	7.82

10. Sericulture Department

37. Mr. C.J. Ramakrishnan	9.76
---------------------------	------

11. Economics Department

38. Dr. S. Narasimhan	8.98
39. Mr. B. Ponnuswamy	8.33
40. Dr. S. Manoharan	6.14
41. Dr. R. Balasubramanian	7.96
42. Dr. M. Venkataramanan	8.02
43. Dr. D. Panneerselvam	7.49
44. Ms. T.S. Prema	7.94
45. Ms. M. Raji	7.59
46. Ms. M. Shobha	8.50
47. Mr. S. Ravikumar	7.84
48. Mr. R. Sundaramurthy	7.66
49. Ms. V. Umasri	8.30
50. Dr. C.A. Malarvizhi	8.10
51. Ms. N. Anchana Devi	7.95
52. Ms. Bindhu Sivaram Karthi	8.07
53. N. Chandrasekar	7.85

12. Commerce Department

54. Mr. N.S. Natarajan	8.43
55. Mr. B. Santhanam	8.85
56. Mr. T.S. Vembu	8.17
57. Mr. S. Balasubramaniam	8.32
58. Mr. A. Jayakumar	7.35
59. Dr. N. Kalyanaraman	9.17
60. Dr. S. Gurusamy	7.70
61. Mr. R. Nagaarajan	8.12
62. Mr. A.B. Sundaravadivelu	7.56
63. Mr. M.R. Vasudevan	9.45
64. Mr. R. Ganesan	8.35
65. Mr. V. Prasana Venkatesan	8.43
66. Mr. J. Jayashankar	7.56
67. Mr. S. Seshadrinathan	8.60
68. Mr. L.G. Darbar	5.40
69. Dr. R. Rangarajan	7.23
70. Mr. B. Vijayakumar	9.20
71. Mr. N. Bharathidasan	5.18
72. Ms. P. Chandra Kala	7.14
73. Mr. T. Udayakumar	9.36
74. Ms. K. Girija	8.23
75. Mr. Prabhakar Rajkumar	7.96
76. Ms. M.R. Geetha	6.96
77. Ms. G. Varalakshmi	8.14
78. Mr. J. Sathish	-
79. Mr. G. Rajasekar	8.87
80. Mr. A. Venkatesh	7.63

81. Ms. S. Venkatamani Muthukumar	9.38
82. Mr. V.P.R. Sivakumar	7.24
83. Ms. V. Hamsaveni	8.90
84. Mr. Haridayal Sharma	8.70
85. Mr. Sivaramakrishnan	8.02
86. Ms. K. Subbulakshmi	7.47
87. Mr. C. Vijay	8.54
88. Ms. Gomathi Subramaniam	7.24
89. Ms. K. Abirami Devi	7.31
90. Ms. K. Meenakshi	-

13. Banking Management Department

138. Mr. N. Dhanasekaran	8.75
139. Mr. B. Sivakumar.	7.31
140. Ms. Pradeepa George	9.12
141. Ms. S. Meera.	8.70

14. Corporate Secretaryship Department

142. Dr. T.S. Padmanaban	9.62
143. Mr. R. Thanigaivel	7.36
144. Mr. R. Sampath	7.66
145. Dr. P.A. Sathyanarayanan	-
146. Mr. S. Viswanathan	-
147. Dr. P.V. Raju	-
148. Ms. Malini Balaji	-
149. Mr. Murugan	6.55
150. Ms. Muthulakshmi	8.73
151. Ms. S. Lalitha	-
152. Ms. Karthikeyani	8.84
153. Mr. G. Velmurugan	7.93
154. Mr. E. Sasikumar	8.99
155. Mr. K.S. Venkateswaran	6.66
156. Mr. S.J. Salvador Victor	7.95
157. Mr. D. PremKumar	7.13

16. Social Work Department

158. Dr. Ms. Vidya Srinivasan	8.80
159. Mr. V. Sayee kumar	8.19
160. Ms. Arunakumari	6.90
161. Ms. R. Sandhya	8.40
162. Mr. R. Baskar	7.19
163. Ms. T.R. Sanuja	6.02

16. Business Administration Department

164. Mr. J.P. Jaideep	8.43
165. Ms. Radja Monohari	7.62
166. Mr. T. Karthikeyan	8.72
167. Mr. K.S. Sathyanarayanan,	8.80
168. Mr. R. Venkatesh.	8.72
169. Mr. L. Arumugam	5.60

17. Master of Business Administration

170. Mr. Anantharaman	8.96
171. Mr. Anandhan	8.20
172. Ms. Manju	8.84
173. Mr. L.S.S	9.94
174. Mr. Jayaraman	8.86
184. Mr. Sarath Mohan	8.40

18. Computer Science Department

185. Dr. T. Santhanam	8.15
186. Mr. T. Velmurugan	8.08
187. Mr. S. Santhosh Baboo	8.92
188. Mr. G. Sreekanth	7.88
189. Mr. K. Banu	8.27
190. Mr. P.V. Kumaraguru	8.94
191. Mr. K. Angayarkanni	8.38
192. Ms. A. Punitha	7.99
193. Ms. Rajeeswari	8.08
194. Ms. Jayakumari	7.04
195. Ms. B. Sujatha	8.23
196. Ms. Mary Matilda	7.91
197. Ms. Savithri	8.46
198. Mr. B. Suresh	8.51
199. Ms. Vahitha	8.61
200. Ms. A.S. Thenmozhi	7.97
201. Mr. Othi Vadivel	9.07
202. Ms. Suganya	8.08
203. Ms. Nachamai	8.72
204. Ms. M.P. Sukassini	7.32
205. Mr. N. Chandrasekar	9.08
206. Mr. S. Sriram	8.98
207. Ms. H. Jeyamangala	8.61
208. Ms. Beulah Antony	9.85
209. Ms. Sabitha	9.05
210. Ms. Suganya	7.88
211. Ms. G. Velmayil	7.65
212. Ms. G. Sudha	8.87
213. Ms. S. Meera	8.38
214. Ms. B. Jayapradha	9.27

19. Biochemistry Department

215. Dr. Sheela Sasikumar	8.67
216. Mr. R. Saravanan	8.62
217. Ms. R. Uma	7.80
218. Ms. J. Nirupa	8.43
219. Mr. V. Mahesh	6.70
220. Mr. D. Saravanan	8.05
221. Mr. Mohammed Yasin	7.69
222. Ms. Kavita Pavan	7.48
223. Ms. Sowbagya Lakshmi Prabha	7.52
224. Ms. L. Sonali Darbar	8.12

20. Biotechnology Department

225. Mr. V. V. Jitesh	9.00
226. Ms. Chandra Karthick	8.48
227. Ms. Manju Sivasankaran	8.00
228. Ms. A. Geetha	-
229. Ms. G. Rajalakshmi	8.56
230. Ms. S. Sukanya	9.05

21. Microbiology Department

231. Ms. P. Vidya	7.50
232. Ms. S. Vijayalakshmi	8.00
233. Ms. Radhika Jeevanand	7.39
234. Ms. Sophia Abigail	7.25
235. Mr. K. Balakumar	6.50

22. Visual Communication Department

236. Ms. G. Vasanth	8.82
237. Ms. R. Bindu	8.45
238. Mr. V. Gopinath	-
239. Ms. M. Anuradha	9.73

23. Library

240. Ms. K. Padma	7.89
241. Mr. V. Viswanathan	-

24. Physical Education

242. K. Moorthy	-
243. Mr. D. Karuppasamy	-



DWARAKA DOSS GOVERDHAN DOSS VAISHNAV COLLEGE,
ARUMBAKKAM, CHENNAI - 600 106

Part - I
Of
NAAC SELF STUDY REPORT

5. Students' feedback
c) NAAC format 3

D.G.Vaishnav College, Chennai - 600 106

Processed summary of the Student FEEDBACK FORMAT 3

The Student Feedback Format 3, which is the students' feedback on courses and teaching, is obtained from 10% of the final year UG students + 20% of the final year PG students + all M.Phil. and Research scholars of every Department. The student-ensemble is chosen randomly by the Head of the Department, so that the evaluation done is most neutral and unbiased.

This Feedback on courses were obtained from 203 students from all the Departments. The percentage of students who have chosen every option of every question in the questionnaire is indicated against each option.

S.No	Department	Programmes
1.	Mathematics	M.Phil, M.Sc, B.Sc
2.	Physics	M.Sc, B.Sc
3.	Chemistry	M.Phil, B.Sc
4.	Botany	B.Sc
	Sericulture	B.Sc
5.	Economics	M.Phil, M.A, B.A
6.	Commerce	M.Phil, M.Com, B.Com
7.	Banking Management	B.B.M
	Corporate Secretaryship	M.C.S, B.C.S
	Social Work	M.S.W
8.	Computer Science	M.C.A, M.Sc(IT), M.Sc(CS), B.C.A
9.	Bio - Chemistry	B.Sc
	Bio - Technology	M.Sc
	Micro - Biology	M.Sc
	Visual communication	B.Sc
10.	Business Administration	M.B.A, B.B.A

Students' Course and Teaching Evaluation
(To be filled only after Results are out)

Department : Mathematics

Courses : M.Phil,M.Sc,B.Sc

Processed Summary for the courses * : M.Phil.,M.Sc,B.Sc

The percentage of students who have chosen each of the option corresponding to every question is given by the side of those options, course-wise (in the order as given above *)

1. The syllabus was

- | | |
|----------------|----------|
| a) challenging | 50,33,25 |
| b) adequate | 50,44,58 |
| c) inadequate | 0,0,8 |
| d) dull | 0,0,8 |

2. Your background for benefiting from the course was

- | | |
|-----------------------|-----------|
| a) more than adequate | 25,0,33 |
| b) adequate | 75,100,66 |
| c) inadequate | 0,0,0 |

3. Was the course conceptually difficult to understand?

- | | |
|-------------------|---------|
| a) easy | 50,33,0 |
| b) manageable | 50,0,25 |
| c) difficult | 0,66,25 |
| d) very difficult | 0,0,0 |

4. How much of the syllabus was taught in class?

- | | |
|------------------|----------|
| a) 90 to 100% | 25,22,8 |
| b) 75 to 90% | 75,22,66 |
| c) 50 to 75% | 0,11,16 |
| d) less than 50% | 0,0,8 |

5. What is your opinion about the library holdings for the course?

- | | |
|---------------|----------|
| a) excellent | 75,44,16 |
| b) adequate | 25,44,50 |
| c) inadequate | 0,0,25 |
| d) very poor | 0,0,8 |

6. Were you able to get the prescribed readings?

- | | |
|--------------------|----------|
| a) easily | 50,11,16 |
| b) with difficulty | 50,88,83 |
| c) not at all | 0,0,0 |

7. How well did the teacher prepare for class?

- | | |
|------------------|-----------|
| a) thoroughly | 75,0,66 |
| b) well | 25,100,66 |
| c) poorly | 0,0,0 |
| d) indifferently | 0,0,8 |
| e) not at all | 0,0,16 |

8. How well was the teacher able to communicate?

- | | |
|----------------|-----------|
| a) effectively | 100,77,50 |
| b) invariably | 0,22,16 |
| c) passably | 0,0,33 |
| d) badly | 0,0,0 |

9. Did the teacher encourage student participation in class?
- | | |
|--------------|-----------|
| a) yes | 100,11,50 |
| b) attempted | 0,88,33 |
| c) no | 0,0,16 |
10. If yes, which of the following methods were used?
- | | |
|-----------------------------|----------|
| a) encouraged questions | 50,44,25 |
| b) discussion in class | 50,0,58 |
| c) discussion outside class | 0,0,0 |
11. How helpful was the teacher in advising?
- | | |
|------------------------|-----------|
| a) helpful | 100,88,75 |
| b) unhelpful | 0,0,0 |
| c) sometimes helpful | 0,0,25 |
| d) sometimes unhelpful | 0,0,0 |
12. Was the teacher
- | | |
|----------------|-----------|
| a) courteous | 100,88,83 |
| b) rude | 0,0,0 |
| c) indifferent | 0,0,16 |
13. Did the internal assessment work
- | | |
|--------------|-----------|
| a) fairly | 100,88,58 |
| b) regularly | 0,0,0 |
| c) helpfully | 0,0,41 |
14. What effect do you think the internal assessment will have on your course grade?
- | | |
|---------------|-----------|
| a) improve it | 100,88,75 |
| b) lower it | 0,0,0 |
| c) no effect | 0,0,33 |
15. How did the teacher provide feedback on your performance?
- | | |
|--|----------|
| a) regularly/irregularly | 50,22,75 |
| b) in time/late | 50,22,58 |
| c) with helpful comments/ without comments | 0,66,58 |
16. Were your assignments discussed with you?
- | | |
|----------------|----------|
| a) yes, fully | 75,66,16 |
| b) yes, partly | 25,44,75 |
| c) no | 0,0,8 |
17. Were you provided with a course and lecture outline at the beginning?
- | | |
|--------|-----------|
| a) yes | 100,88,91 |
| b) no | 0,0,16 |
18. Was it helpful?
- | | |
|--------|------------|
| a) yes | 100,88,100 |
| b) no | 0,0,8 |
19. Was it followed?
- | | |
|--------|-----------|
| a) yes | 100,88,75 |
| b) no | 0,0,25 |
20. If you have other comments to offer on the course and the instructor you may do so below or on a separate sheet.

Students' Course and Teaching Evaluation
(To be filled only after Results are out)
Department : Physics

Courses : M.Sc,B.Sc

Processed Summary for the courses * : M.Sc,B.Sc

The percentage of students who have chosen each of the option corresponding to every question is given by the side of those options, course-wise (in the order as given above *)

1. The syllabus was

- | | |
|----------------|-------|
| a) challenging | 25,43 |
| b) adequate | 75,43 |
| c) inadequate | 0,14 |
| d) dull | 0,0 |

2. Your background for benefiting from the course was

- | | |
|-----------------------|--------|
| a) more than adequate | 0,14 |
| b) adequate | 100,71 |
| c) inadequate | 0,14 |

3. Was the course conceptually difficult to understand?

- | | |
|-------------------|-------|
| a) easy | 0,28 |
| b) manageable | 75,71 |
| c) difficult | 25,0 |
| d) very difficult | 0,0 |

4. How much of the syllabus was taught in class?

- | | |
|------------------|-------|
| a) 90 to 100% | 50,43 |
| b) 75 to 90% | 25,43 |
| c) 50 to 75% | 25,14 |
| d) less than 50% | 0,0 |

5. What is your opinion about the library holdings for the course?

- | | |
|---------------|--------|
| a) excellent | 0,43 |
| b) adequate | 100,43 |
| c) inadequate | 0,0 |
| d) very poor | 0,0 |

6. Were you able to get the prescribed readings?

- | | |
|--------------------|-------|
| a) easily | 50,43 |
| b) with difficulty | 50,43 |
| c) not at all | |

7. How well did the teacher prepare for class?

- | | |
|------------------|--------|
| a) thoroughly | 0,71 |
| b) well | 100,14 |
| c) poorly | 0,0 |
| d) indifferently | 0,0 |
| e) not at all | 0,0 |

8. How well was the teacher able to communicate?

- | | |
|----------------|-------|
| a) effectively | 75,71 |
| b) invariably | 0,14 |
| c) passably | 25,14 |
| d) badly | 0,0 |

9. Did the teacher encourage student participation in class?
- | | |
|--------------|---------|
| a) yes | 100,100 |
| b) attempted | 0,0 |
| c) no | 0,0 |
10. If yes, which of the following methods were used?
- | | |
|-----------------------------|-------|
| a) encouraged questions | 50,43 |
| b) discussion in class | 50,71 |
| c) discussion outside class | 0,0 |
11. How helpful was the teacher in advising?
- | | |
|------------------------|-------|
| a) helpful | 75,57 |
| b) unhelpful | 0,14 |
| c) sometimes helpful | 25,0 |
| d) sometimes unhelpful | 0,0 |
12. Was the teacher
- | | |
|----------------|-------|
| a) courteous | 75,57 |
| b) rude | 0,14 |
| c) indifferent | 0,0 |
13. Did the internal assessment work
- | | |
|--------------|-------|
| a) fairly | 25,85 |
| b) regularly | 25,14 |
| c) helpfully | 50,0 |
14. What effect do you think the internal assessment will have on your course grade?
- | | |
|---------------|--------|
| a) improve it | 100,85 |
| b) lower it | 0,14 |
| c) no effect | 0,0 |
15. How did the teacher provide feedback on your performance?
- | | |
|---|-------|
| a) regularly/irregularly | 0,14 |
| b) in time/late | 25,28 |
| c) with helpful comments/without comments | 75,85 |
16. Were your assignments discussed with you?
- | | |
|----------------|-------|
| a) yes, fully | 0,28 |
| b) yes, partly | 75,57 |
| c) no | 0,0 |
17. Were you provided with a course and lecture outline at the beginning?
- | | |
|--------|--------|
| a) yes | 75,100 |
| b) no | 25,,0 |
18. Was it helpful?
- | | |
|--------|--------|
| a) yes | 75,100 |
| b) no | 25,0 |
19. Was it followed?
- | | |
|--------|--------|
| a) yes | 75,100 |
| b) no | 25,0 |
20. If you have other comments to offer on the course and the instructor you may do so below or on a separate sheet.

Students' Course and Teaching Evaluation
(To be filled only after Results are out)

Department : Chemistry

Course : M.Phil,B.Sc

Processed Summary for the courses * : M.Phil., B.Sc

The percentage of students who have chosen each of the option corresponding to every question is given by the side of those options, course-wise (in the order as given above *)

1. The syllabus was
 - a) challenging 0,44
 - b) adequate 100,55
 - c) inadequate 0,0
 - d) dull
2. Your background for benefiting from the course was
 - a) more than adequate 0,11
 - b) adequate 100,88
 - c) inadequate
3. Was the course conceptually difficult to understand?
 - a) easy 0,77
 - b) manageable 100,22
 - c) difficult
 - d) very difficult 0,0
4. How much of the syllabus was taught in class?
 - a) 90 to 100% 0,11
 - b) 75 to 90% 0,55
 - c) 50 to 75% 100,33
 - d) less than 50% 0,0
5. What is your opinion about the library holdings for the course?
 - a) excellent 0,11
 - b) adequate 100,55
 - c) inadequate 0,33
 - d) very poor 0,0
6. Were you able to get the prescribed readings?
 - a) easily 50,44
 - b) with difficulty 50,55
 - c) not at all 0,0
7. How well did the teacher prepare for class?
 - a) thoroughly 0,33
 - b) well 100,66
 - c) poorly 0,0
 - d) indifferently 0,0
 - e) not at all 0,0

8. How well was the teacher able to communicate?
- | | |
|----------------|-------|
| a) effectively | 25,44 |
| b) invariably | 75,22 |
| c) passably | 0,33 |
| d) badly | 0,0 |
9. Did the teacher encourage student participation in class?
- | | |
|--------------|--------|
| a) yes | 100,55 |
| b) attempted | 0,33 |
| c) no | 0,11 |
10. If yes, which of the following methods were used?
- | | |
|-----------------------------|-------|
| a) encouraged questions | 25,11 |
| b) discussion in class | 75,88 |
| c) discussion outside class | 0,0 |
11. How helpful was the teacher in advising?
- | | |
|------------------------|-------|
| a) helpful | 100,7 |
| b) unhelpful | 0,0 |
| c) sometimes helpful | 0,22 |
| d) sometimes unhelpful | 0,0 |
12. Was the teacher
- | | |
|----------------|-------|
| a) courteous | 100,7 |
| b) rude | 0,11 |
| c) indifferent | 0,11 |
13. Did the internal assessment work
- | | |
|--------------|-------|
| a) fairly | 0,11 |
| b) regularly | 25,44 |
| c) helpfully | 75,44 |
14. What effect do you think the internal assessment will have on your course grade?
- | | |
|---------------|---------|
| a) improve it | 100,100 |
| b) lower it | 0,0 |
| c) no effect | 0,0 |
15. How did the teacher provide feedback on your performance?
- | | |
|---|-------|
| a) regularly/irregularly | 0,55 |
| b) in time/late | 50,11 |
| c) with helpful comments/without comments | 50,33 |
16. Were your assignments discussed with you?
- | | |
|----------------|-------|
| a) yes, fully | 50,55 |
| b) yes, partly | 50,44 |
| c) no | 0,0 |
17. Were you provided with a course and lecture outline at the beginning?
- | | |
|--------|--------|
| a) yes | 100,88 |
| b) no | 0,0 |
18. Was it helpful?
- | | |
|--------|---------|
| a) yes | 100,100 |
| b) no | 0,0 |

19. Was it followed?
 a) yes 100,88
 b) no 25,0

20. If you have other comments to offer on the course and the instructor you may do so below or on a separate sheet.

How much of the syllabus was taught in class?
 a) thoroughly 94,30
 b) well 50,50
 c) poorly 0,0
 d) insufficiently 0,0
 e) not at all 0,0

How well did the teacher prepare for class?
 a) thoroughly 94,30
 b) well 50,50
 c) poorly 0,0
 d) insufficiently 0,0
 e) not at all 0,0

How well was the teacher able to communicate?
 a) effectively 100,00
 b) reasonably 0,0
 c) poorly 0,0
 d) not at all 0,0

What is your opinion about the library holdings for the course?
 a) excellent 100,00
 b) adequate 0,0
 c) inadequate 0,0
 d) very poor 0,0

How well did the teacher prepare for class?
 a) thoroughly 94,30
 b) well 50,50
 c) poorly 0,0
 d) insufficiently 0,0
 e) not at all 0,0

How well did the teacher prepare for class?
 a) thoroughly 94,30
 b) well 50,50
 c) poorly 0,0
 d) insufficiently 0,0
 e) not at all 0,0

How well did the teacher prepare for class?
 a) thoroughly 94,30
 b) well 50,50
 c) poorly 0,0
 d) insufficiently 0,0
 e) not at all 0,0

How well did the teacher prepare for class?
 a) thoroughly 94,30
 b) well 50,50
 c) poorly 0,0
 d) insufficiently 0,0
 e) not at all 0,0

Students' Course and Teaching Evaluation
(To be filled only after Results are out)

Department : Botany, Sericulture

Course : B.Sc

Processed Summary for the courses * : B.Sc

The percentage of students who have chosen each of the option corresponding to every question is given by the side of those options, course-wise (in the order as given above *)

1. The syllabus was

- | | |
|----------------|-------|
| a) challenging | 50,33 |
| b) adequate | 50,66 |
| c) inadequate | 0,0 |
| d) dull | 0,0 |

2. Your background for benefiting from the course was

- | | |
|-----------------------|-------|
| a) more than adequate | 25,50 |
| b) adequate | 50,50 |
| c) inadequate | 0,0 |

3. Was the course conceptually difficult to understand?

- | | |
|-------------------|--------|
| a) easy | 25,83 |
| b) manageable | 100,16 |
| c) difficult | 0,0 |
| d) very difficult | 0,0 |

4. How much of the syllabus was taught in class?

- | | |
|------------------|-------|
| a) 90 to 100% | 75,83 |
| b) 75 to 90% | 25,16 |
| c) 50 to 75% | 0,0 |
| d) less than 50% | 0,0 |

5. What is your opinion about the library holdings for the course?

- | | |
|---------------|--------|
| a) excellent | 100,50 |
| b) adequate | 0,16 |
| c) inadequate | |
| d) very poor | |

6. Were you able to get the prescribed readings?

- | | |
|--------------------|--------|
| a) easily | 100,83 |
| b) with difficulty | 0,16 |
| c) not at all | |

7. How well did the teacher prepare for class?

- | | |
|------------------|-------|
| a) thoroughly | 50,50 |
| b) well | 50,50 |
| c) poorly | 0,0 |
| d) indifferently | 0,0 |
| e) not at all | 0,0 |

8. How well was the teacher able to communicate?

- | | |
|----------------|--------|
| a) effectively | 100,66 |
| b) invariably | 0,16 |
| c) passably | 0,0 |
| d) badly | 0,0 |

9. Did the teacher encourage student participation in class?
- a) yes 100,83
 - b) attempted 0,0
 - c) no 0,0

10. If yes, which of the following methods were used?

- a) encouraged questions 75,50
- b) discussion in class 25,33
- c) discussion outside class 0,0

11. How helpful was the teacher in advising?

- a) helpful 75,83
- b) unhelpful 25,0
- c) sometimes helpful 0,0
- d) sometimes unhelpful 0,0

12. Was the teacher

- a) courteous 75,33
- b) rude 25,33
- c) indifferent 0,16

13. Did the internal assessment work

- a) fairly 25,16
- b) regularly 50,16
- c) helpfully 25,50

14. What effect do you think the internal assessment will have on your course grade?

- a) improve it 100,83
- b) lower it 0,0
- c) no effect 0,0

15. How did the teacher provide feedback on your performance?

- a) regularly/irregularly 25,66
- b) in time/late 0,0
- c) with helpful comments/100,16

without comments

16. Were your assignments discussed with you?

- a) yes, fully 25,83
- b) yes, partly 50,0
- c) no 0,0

17. Were you provided with a course and lecture outline at the beginning?

- a) yes 100,83
- b) no 0,0

18. Was it helpful?

- a) yes 100,83
- b) no 0,0

19. Was it followed?

- a) yes 100,83
- b) no 0,0

20. If you have other comments to offer on the course and the instructor you may do so below or on a separate sheet.

Students' Course and Teaching Evaluation
(To be filled only after Results are out)

Department : Economics

Course : M.Phil.,M.A,B.A

Processed Summary for the courses * : M.Phil.,M.A, BA

The percentage of students who have chosen each of the option corresponding to every question is given by the side of those options, course-wise (in the order as given above *)

1. The syllabus was
 - a) challenging 40,88,33
 - b) adequate 60,19,16
 - c) inadequate 0,0,0
 - d) dull 20,0,0
2. Your background for benefiting from the course was
 - a) more than adequate 20,25,25
 - b) adequate 60,81,25
 - c) inadequate 20,0,0
3. Was the course conceptually difficult to understand?
 - a) easy 20,50,33
 - b) manageable 80,50,16
 - c) difficult 0,0,0
 - d) very difficult 0,0,0
4. How much of the syllabus was taught in class?
 - a) 90 to 100% 60,50,25
 - b) 75 to 90% 20,38,25
 - c) 50 to 75% 0,13,0
 - d) less than 50% 0,0,0
5. What is your opinion about the library holdings for the course?
 - a) excellent 60,38,16
 - b) adequate 20,63,33
 - c) inadequate 20,0,0
 - d) very poor 20,0,0
6. Were you able to get the prescribed readings?
 - a) easily 80,94,50
 - b) with difficulty 20,6,0
 - c) not at all 0,0,0
7. How well did the teacher prepare for class?
 - a) thoroughly 80,38,41
 - b) well 20,63,8
 - c) poorly 0,0,0
 - d) indifferently 0,0,0
 - e) not at all 0,0,0
8. How well was the teacher able to communicate?
 - a) effectively 80,69,41
 - b) invariably 20,6,8
 - c) passably 0,0,0
 - d) badly 0,0,0

9. Did the teacher encourage student participation in class?

a) yes	80,81,50
b) attempted	20,19,0
c) no	0,0,0

10. If yes, which of the following methods were used?

- | | |
|-----------------------------|-----------|
| a) encouraged questions | 60,13,16 |
| b) discussion in class | 100,81,25 |
| c) discussion outside class | 40,0,0 |

11. How helpful was the teacher in advising?

- | | |
|------------------------|----------|
| a) helpful | 80,88,41 |
| b) unhelpful | 0,6,0 |
| c) sometimes helpful | 0,0,8 |
| d) sometimes unhelpful | 20,6,0 |

12. Was the teacher

- | | |
|----------------|----------|
| a) courteous | 80,88,50 |
| b) rude | 0,0,0 |
| c) indifferent | 20,13,0 |

13. Did the internal assessment work

- | | |
|--------------|----------|
| a) fairly | 40,25,16 |
| b) regularly | 40,38,25 |
| c) helpfully | 20,38,8 |

14. What effect do you think the internal assessment will have on your course grade?

- | | |
|---------------|----------|
| a) improve it | 80,88,50 |
| b) lower it | 0,13,0 |
| c) no effect | 0,0,0 |

15. How did the teacher provide feedback on your performance?

- | | |
|---------------------------|-----------|
| a) regularly/irregularly | 80,88,25 |
| b) in time/late | 80,25,8 |
| c) with helpful comments/ | 60,44,,16 |

without comments

16. Were your assignments discussed with you?

- | | |
|----------------|----------|
| a) yes, fully | 80,88,41 |
| b) yes, partly | 20,13,0 |
| c) no | 0,0,0 |

17. Were you provided with a course and lecture outline at the beginning?

- | | |
|--------|------------|
| a) yes | 100,100,50 |
| b) no | 0,0,0 |

18. Was it helpful?

- | | |
|--------|----------|
| a) yes | 80,88,50 |
| b) no | 20,0,0 |

19. Was it followed?

- | | |
|--------|-----------|
| a) yes | 100,94,50 |
| b) no | 0,6,0 |

20. If you have other comments to offer on the course and the instructor you may do so below or on a separate sheet.

Students' Course and Teaching Evaluation
(To be filled only after Results are out)

Department : Commerce

Course : M.Phil., M.Com, B.Com

Processed Summary for the courses * : M.Phil., M.Com, B.Com

The percentage of students who have chosen each of the option corresponding to every question is given by the side of those options, course-wise (in the order as given above *)

1. The syllabus was

- | | |
|----------------|------------|
| a) challenging | 0,0,28 |
| b) adequate | 100,100,69 |
| c) inadequate | 0,0,7 |
| d) dull | 0,0,7 |

2. Your background for benefiting from the course was

- | | |
|-----------------------|-----------|
| a) more than adequate | 9,0,14 |
| b) adequate | 91,100,76 |
| c) inadequate | 0,0,2 |

3. Was the course conceptually difficult to understand?

- | | |
|-------------------|------------|
| a) easy | 0,0,35 |
| b) manageable | 100,100,72 |
| c) difficult | 0,0,9 |
| d) very difficult | 0,0,0 |

4. How much of the syllabus was taught in class?

- | | |
|------------------|-----------|
| a) 90 to 100% | 9,0,48 |
| b) 75 to 90% | 82,100,33 |
| c) 50 to 75% | 9,0,20 |
| d) less than 50% | 0,0,0 |

5. What is your opinion about the library holdings for the course?

- | | |
|---------------|-----------|
| a) excellent | 64,0,24 |
| b) adequate | 45,100,39 |
| c) inadequate | 0,0,37 |
| d) very poor | 0,0,0 |

6. Were you able to get the prescribed readings?

- | | |
|--------------------|----------|
| a) easily | 64,50,41 |
| b) with difficulty | 36,50,43 |
| c) not at all | 0,0,13 |

7. How well did the teacher prepare for class?

- | | |
|------------------|------------|
| a) thoroughly | 0,0,30 |
| b) well | 100,100,67 |
| c) poorly | 0,0,2 |
| d) indifferently | 0,0,0 |
| e) not at all | 0,0,0 |

8. How well was the teacher able to communicate?

- | | |
|----------------|------------|
| a) effectively | 100,100,78 |
| b) invariably | 0,0,15 |
| c) passably | 0,0,7 |
| d) badly | 0,0,4 |

9. Did the teacher encourage student participation in class?
- a) yes 100,50,61
 - b) attempted 0,50,22
 - c) no 0,0,11
10. If yes, which of the following methods were used?
- a) encouraged questions 18,0,24
 - b) discussion in class 91,50,74
 - c) discussion outside class 0,0,0
11. How helpful was the teacher in advising?
- a) helpful 100,50,67
 - b) unhelpful 0,0,2
 - c) sometimes helpful 0,50,26
 - d) sometimes unhelpful 0,0,0
12. Was the teacher
- a) courteous 100,0,76
 - b) rude 0,100,7
 - c) indifferent 0,0,11
13. Did the internal assessment work
- a) fairly 45,100,26
 - b) regularly 54,0,15
 - c) helpfully 9,0,9
14. What effect do you think the internal assessment will have on your course grade?
- a) improve it 73,100,26
 - b) lower it 0,0,2
 - c) no effect 18,0,7
15. How did the teacher provide feedback on your performance?
- a) regularly/irregularly 36,50,61
 - b) in time/late 18,0,17
 - c) with helpful comments/36,50,37
- without comments
16. Were your assignments discussed with you?
- a) yes, fully 91,25,30
 - b) yes, partly 9,25,20
 - c) no 0,50,11
17. Were you provided with a course and lecture outline at the beginning?
- a) yes 100,50,87
 - b) no 0,50,11
18. Was it helpful?
- a) yes 100,50,87
 - b) no 0,0,11
19. Was it followed?
- a) yes 100,100,100
 - b) no 0,0,4
20. If you have other comments to offer on the course and the instructor you may do so below or on a separate sheet.

Students' Course and Teaching Evaluation

(To be filled only after Results are out)

Department : Business management, Corporate Secretary ship and Social Work

Courses : B.B.M.,M.C.S,B.C.S,M.S.W

Processed Summary for the courses * : B.B.M.,M.C.S,B.C.S,M.S.W

The percentage of students who have chosen each of the option corresponding to every question is given by the side of those options, course-wise (in the order as given above *)

1. The syllabus was
 - a) challenging 14,67,28,50
 - b) adequate 100,33,71,50
 - c) inadequate 0,0,0,0
 - d) dull 0,0,0,0
2. Your background for benefiting from the course was
 - a) more than adequate 0,0,14,16
 - b) adequate 100,100,57,100
 - c) inadequate 0,0,0,0
3. Was the course conceptually difficult to understand?
 - a) easy 0,67,0,16
 - b) manageable 100,33,85,83
 - c) difficult 0,0,0,0
 - d) very difficult 0,0,0,0
4. How much of the syllabus was taught in class?
 - a) 90 to 100% 28,67,28,66
 - b) 75 to 90% 71,33,14,16
 - c) 50 to 75% 0,0,28,0
 - d) less than 50% 0,0,0,0
5. What is your opinion about the library holdings for the course?
 - a) excellent 71,33,0,0
 - b) adequate 14,33,71,67
 - c) inadequate 0,0,14,33
 - d) very poor 0,33,0,0
6. Were you able to get the prescribed readings?
 - a) easily 71,67,85,0
 - b) with difficulty 14,0,0,83
 - c) not at all 0,33,0,16
7. How well did the teacher prepare for class?
 - a) thoroughly 43,67,28,66
 - b) well 43,33,57,83
 - c) poorly 0,0,0,0
 - d) indifferently 0,0,0,0
 - e) not at all 0,0,0,0
8. How well was the teacher able to communicate?
 - a) effectively 100,100,85,50
 - b) invariably 0,0,0,16
 - c) passably 0,0,0,16
 - d) badly 0,0,0,0

9. Did the teacher encourage student participation in class?

- a) yes 71,100,85,100
- b) attempted 43,0,0,0
- c) no 0,0,0,0

10. If yes, which of the following methods were used?

- a) encouraged questions 85,33,14,83
- b) discussion in class 14,67,71,66
- c) discussion outside class 0,0,0,16

11. How helpful was the teacher in advising?

- a) helpful 71,100,43,50
- b) unhelpful 0,0,0,0
- c) sometimes helpful 14,0,43,16
- d) sometimes unhelpful 0,0,0,0

12. Was the teacher

- a) courteous 100,100,71,83
- b) rude 0,0,14,16
- c) indifferent 0,0,0,0

13. Did the internal assessment work

- a) fairly 43,0,43,33
- b) regularly 28,67,28,33
- c) helpfully 0,33,14,16

14. What effect do you think the internal assessment will have on your course grade?

- a) improve it 100,100,71,83
- b) lower it 0,0,14,16
- c) no effect 0,0,0,0

15. How did the teacher provide feedback on your performance?

- a) regularly/irregularly 85,0,28,50
- b) in time/late 43,33,28,33
- c) with helpful comments/ 28,67,28,16

without comments

16. Were your assignments discussed with you?

- a) yes, fully 28,33,28,50
- b) yes, partly 71,0,43,50
- c) no 0,67,14,0

17. Were you provided with a course and lecture outline at the beginning?

- a) yes 71,100,85,100
- b) no 14,0,0,0

18. Was it helpful?

- a) yes 85,100,85,66
- b) no 0,0,0,0

19. Was it followed?

- a) yes 85,100,85,66
- b) no 0,0,0,0

20. If you have other comments to offer on the course and the instructor you may do so below or on a separate sheet.

Students' Course and Teaching Evaluation
(To be filled only after Results are out)

Department : ComputerScience

Courses : M.C.A,M.Sc(IT),M.Sc(CS),B.C.A

Processed Summary for the courses^{*} : M.C.A, M.Sc (IT), M.Sc(CS), B.C.A

The percentage of students who have chosen each of the option corresponding to every question is given by the side of those options, course-wise (in the order as given above^{*})

1. The syllabus was

- | | |
|----------------|--------------|
| a) challenging | 17,36,100,60 |
| b) adequate | 61,50,0,0 |
| c) inadequate | 61,25,0,0 |
| d) dull | 0,0,0,0 |

2. Your background for benefiting from the course was

- | | |
|-----------------------|-------------|
| a) more than adequate | 61,0,100,20 |
| b) adequate | 56,63,0,60 |
| c) inadequate | 11,25,0,0 |

3. Was the course conceptually difficult to understand?

- | | |
|-------------------|--------------|
| a) easy | 33,13,100,80 |
| b) manageable | 39,88,0,0 |
| c) difficult | 0,0,0,0 |
| d) very difficult | 0,0,0,0 |

4. How much of the syllabus was taught in class?

- | | |
|------------------|------------|
| a) 90 to 100% | 39,0,100,0 |
| b) 75 to 90% | 28,50,0,80 |
| c) 50 to 75% | 22,50,0,0 |
| d) less than 50% | 0,0,0,0 |

5. What is your opinion about the library holdings for the course?

- | | |
|---------------|------------|
| a) excellent | 0,0,100,60 |
| b) adequate | 56,0,0,20 |
| c) inadequate | 0,50,0,0 |
| d) very poor | 33,50,0,0 |

6. Were you able to get the prescribed readings?

- | | |
|--------------------|---------------|
| a) easily | 33,75,100,100 |
| b) with difficulty | 50,13,0,0 |
| c) not at all | 6,13,0,0 |

7. How well did the teacher prepare for class?

- | | |
|------------------|--------------|
| a) thoroughly | 17,13,100,40 |
| b) well | 17,75,0,40 |
| c) poorly | 0,0,0,0 |
| d) indifferently | 0,0,0,0 |
| e) not at all | 0,0,0,0 |

8. How well was the teacher able to communicate?

- | | |
|----------------|---------------|
| a) effectively | 17,100,100,60 |
| b) invariably | 0,0,0,20 |
| c) passably | 17,0,0,0 |
| d) badly | 0,0,0,0 |

9. Did the teacher encourage student participation in class?
- a) yes 11,13,100,80
 - b) attempted 11,100,0,0
 - c) no 11,13,0,0

10. If yes, which of the following methods were used?
- a) encouraged questions 6,63,0,0
 - b) discussion in class 83,25,100,80
 - c) discussion outside class 0,0,0,0

11. How helpful was the teacher in advising?
- a) helpful 61,75,100,80
 - b) unhelpful 6,0,0,0
 - c) sometimes helpful 28,25,0,0
 - d) sometimes unhelpful 0,13,0,0

12. Was the teacher
- a) courteous 89,100,100,80
 - b) rude 0,0,0,0
 - c) indifferent 6,0,0,0

13. Did the internal assessment work
- a) fairly 56,63,0,0
 - b) regularly 11,13,100,80
 - c) helpfully 28,25,0,0

14. What effect do you think the internal assessment will have on your course grade?
- a) improve it 89,75,100,80
 - b) lower it 0,0,0,0
 - c) no effect 6,25,0,0

15. How did the teacher provide feedback on your performance?
- a) regularly/irregularly 44,50,100,0
 - b) in time/late 28,0,100,0
 - c) with helpful comments/ 33,50,100,60

without comments

16. Were your assignments discussed with you?

- a) yes, fully 33,25,100,20
- b) yes, partly 50,63,0,60
- c) no 0,13,0,0

17. Were you provided with a course and lecture outline at the beginning?

- a) yes 56,88,100,80
- b) no 6,13,0,0

18. Was it helpful?

- a) yes 83,100,100,80
- b) no 0,0,0,0

19. Was it followed?

- a) yes 72,100,100,80
- b) no 22,0,0,0

20. If you have other comments to offer on the course and the instructor you may do so below or on a separate sheet.

Students' Course and Teaching Evaluation
(To be filled only after Results are out)
Department and Courses :

Bio-chem(B.Sc), Bio-Tech(M.Sc), Micro-biology(M.Sc) ,Vis-com (B.Sc)

Processed Summary for the courses * :

Bio-chem(B.Sc), Bio-Tech(M.Sc), Micro-biology(M.Sc) ,Vis-com (B.Sc)

The percentage of students who have chosen each of the option corresponding to every question is given by the side of those options, course-wise (in the order as given above *)

1. The syllabus was

- a) challenging 33,83,100,0
- b) adequate 66,16,0,100
- c) inadequate 0,0,0,0
- d) dull 0,0,0,0

2. Your background for benefiting from the course was

- a) more than adequate 16,66,50,0
- b) adequate 83,33,50,100
- c) inadequate 0,0,0,0

3. Was the course conceptually difficult to understand?

- a) easy 33,0,100,100
- b) manageable 50,66,0,0
- c) difficult 16,16,0,0
- d) very difficult 0,16,0,0

4. How much of the syllabus was taught in class?

- a) 90 to 100% 33,66,0,100
- b) 75 to 90% 66,33,0,100
- c) 50 to 75% 0,0,50,0
- d) less than 50% 0,0,0,0

5. What is your opinion about the library holdings for the course?

- a) excellent 50,83,50,100
- b) adequate 50,16,50,0
- c) inadequate 0,0,0,0
- d) very poor 0,0,0,0

6. Were you able to get the prescribed readings?

- a) easily 66,66,100,0
- b) with difficulty 33,0,16,100
- c) not at all 0,0,0,0

7. How well did the teacher prepare for class?

- a) thoroughly 33,66,0,0
- b) well 83,66,50,100
- c) poorly 0,0,0,0
- d) indifferently 0,0,50,0
- e) not at all 0,0,0,0

8. How well was the teacher able to communicate?
- a) effectively 50,33,50,100
 - b) invariably 16,16,0,0
 - c) passably 33,0,50,0
 - d) badly 0,0,0,0
9. Did the teacher encourage student participation in class?
- a) yes 83,100,0,100
 - b) attempted 16,16,100,0
 - c) no 0,0,0,0
10. If yes, which of the following methods were used?
- a) encouraged questions 50,66,0,67
 - b) discussion in class 50,83,100,67
 - c) discussion outside class 0,33,0,67
11. How helpful was the teacher in advising?
- a) helpful 50,100,0,100
 - b) unhelpful 50,0,0,0
 - c) sometimes helpful 16,0,100,0
 - d) sometimes unhelpful 0,0,0,0
12. Was the teacher
- a) courteous 83,83,50,100
 - b) rude 0,0,0,0
 - c) indifferent 60,0,50,0
13. Did the internal assessment work
- a) fairly 50,83,50,0
 - b) regularly 50,16,50,67
 - c) helpfully 0,0,0,0
14. What effect do you think the internal assessment will have on your course grade?
- a) improve it 50,100,50,67
 - b) lower it 0,0,0,0
 - c) no effect 33,0,50,0
15. How did the teacher provide feedback on your performance?
- a) regularly/irregularly 33,83,0,67
 - b) in time/late 16,50,0,0
 - c) with helpful comments/without comments 50,66,100,0
16. Were your assignments discussed with you?
- a) yes, fully 50,83,0,0
 - b) yes, partly 50,16,100,67
 - c) no 0,0,0,0
17. Were you provided with a course and lecture outline at the beginning?
- a) yes 100,83,50,67
 - b) no 0,16,50,0
18. Was it helpful?
- a) yes 100,100,0,67
 - b) no 0,16,100,0

19. Was it followed?

- a) yes 83,100,100,67
b) no 16,0,0,0

20. If you have other comments to offer on the course and the instructor you may do so below or on a separate sheet.

1. How much time was spent on the course?

2. How much time was spent on the course?

3. How much time was spent on the course?

4. How much time was spent on the course?

5. How much time was spent on the course?

6. How much time was spent on the course?

7. How much time was spent on the course?

8. How much time was spent on the course?

9. How much time was spent on the course?

10. How much time was spent on the course?

11. How much time was spent on the course?

12. How much time was spent on the course?

13. How much time was spent on the course?

14. How much time was spent on the course?

15. How much time was spent on the course?

16. How much time was spent on the course?

17. How much time was spent on the course?

18. How much time was spent on the course?

19. How much time was spent on the course?

20. How much time was spent on the course?

21. How much time was spent on the course?

22. How much time was spent on the course?

23. How much time was spent on the course?

24. How much time was spent on the course?

25. How much time was spent on the course?

26. How much time was spent on the course?

27. How much time was spent on the course?

28. How much time was spent on the course?

29. How much time was spent on the course?

30. How much time was spent on the course?

31. How much time was spent on the course?

32. How much time was spent on the course?

Students' Course and Teaching Evaluation
(To be filled only after Results are out)

Department : Business Administration

Course : M.B.A, B.B.A

Processed Summary for the courses * : M.B.A, B.B.A

The percentage of students who have chosen each of the option corresponding to every question is given by the side of those options, course-wise (in the order as given above *)

1. The syllabus was

- | | |
|----------------|-------|
| a) challenging | 33,16 |
| b) adequate | 16,83 |
| c) inadequate | 0,0 |
| d) dull | 50,0 |

2. Your background for benefiting from the course was

- | | |
|-----------------------|--------|
| a) more than adequate | 16,0 |
| b) adequate | 83,100 |
| c) inadequate | 0,0 |

3. Was the course conceptually difficult to understand?

- | | |
|-------------------|--------|
| a) easy | 0,0 |
| b) manageable | 100,83 |
| c) difficult | 0,0 |
| d) very difficult | 0,0 |

4. How much of the syllabus was taught in class?

- | | |
|------------------|--------|
| a) 90 to 100% | 0,0 |
| b) 75 to 90% | 100,83 |
| c) 50 to 75% | 0,16 |
| d) less than 50% | 0,0 |

5. What is your opinion about the library holdings for the course?

- | | |
|---------------|-------|
| a) excellent | 0,16 |
| b) adequate | 83,83 |
| c) inadequate | 16,0 |
| d) very poor | 0,0 |

6. Were you able to get the prescribed readings?

- | | |
|--------------------|-------|
| a) easily | 50,50 |
| b) with difficulty | 50,50 |
| c) not at all | 0,0 |

7. How well did the teacher prepare for class?

- | | |
|------------------|--------|
| a) thoroughly | 33,0 |
| b) well | 66,100 |
| c) poorly | 0,0 |
| d) indifferently | 0,0 |
| e) not at all | 0,0 |

8. How well was the teacher able to communicate?

- | | |
|----------------|--------|
| a) effectively | 100,16 |
| b) invariably | 0,50 |
| c) passably | 0,33 |
| d) badly | 0,0 |

9. Did the teacher encourage student participation in class?

a) yes	83,50
b) attempted	0,33
c) no	0,16

10. If yes, which of the following methods were used?

a) encouraged questions	33,33
b) discussion in class	66,16
c) discussion outside class	0,0

11. How helpful was the teacher in advising?

a) helpful	82,66
b) unhelpful	0,33
c) sometimes helpful	0,0
d) sometimes unhelpful	0,0

12. Was the teacher

a) courteous	83,100
b) rude	0,0
c) indifferent	16,0

13. Did the internal assessment work

a) fairly	33,83
b) regularly	66,16
c) helpfully	0,0

14. What effect do you think the internal assessment will have on your course grade?

a) improve it	100,100
b) lower it	0,0
c) no effect	0,0

15. How did the teacher provide feedback on your performance?

a) regularly/irregularly	66,33
b) in time/late	16,33
c) with helpful comments	33,33

without comments

16. Were your assignments discussed with you?

a) yes, fully	33,16
b) yes, partly	66,33
c) no	0,50

17. Were you provided with a course and lecture outline at the beginning?

a) yes	83,66
b) no	16,33

18. Was it helpful?

a) yes	66,100
b) no	0,0

19. Was it followed?

a) yes	100,100
b) no	0,0

20. If you have other comments to offer on the course and the instructor you may do so below or on a separate sheet.



DWARAKA DOSS GOVERDHAN DOSS VAISHNAV COLLEGE,
ARUMBAKKAM, CHENNAI - 600 106

Part - I
Of
NAAC SELF STUDY REPORT

5. Students' feedback
d) NAAC format 4

D.G.Vaishnav College, Chennai - 600 106

Processed summary of the Student FEEDBACK FORMAT 4

The Student Feedback Format 4, which is the students' evaluation of programme, is obtained from all postgraduate students and all M.Phil. and Research Scholars, who are all our old students, in every Department.

This Feedback on courses were obtained from 80 students from all the Departments. The percentage of students who have chosen every option of every question in the questionnaire is indicated against each option.

S.No	Department	Feedback on the Programmes	Feedback obtained from old students currently doing
1.	Mathematics	M.Sc, B.Sc	
2.	Physics	B.Sc	
	Chemistry	M.Sc, B.Sc	
3.	Economics	M.A, B.A	
4.	Commerce	M.Com, B.Com	
5.	Business Management	B.B.M	
	Social Work		M.S.W
	Business Administration		M.B.A
6.	Computer Science	B.Sc	M.C.A
7.	Bio - Chemistry	B.Sc	
	Bio - Technology		M.Sc

Students' Programme Evaluation
(To be filled in only after final results are out)

Department : Mathematics

Course : M.Phil,M.Sc,B.Sc

Processed Summary for the courses * : M.Phil,M.Sc,B.Sc

The percentage of students who have chosen each of the option corresponding to every question is given by the side of those options, course-wise (in the order as given above *)

1. Before undertaking the programme did you get a prospectus giving details of

- a) courses available 100,67,100
- b) admission rules 0,67,33
- c) completion requirements 0,0,50
- d) fee and refund structure 0,50,50
- e) support services and training available 0,50,67
- f) financial aid 0,0,50

What determined your choice of the subject?

- a) interest in the subject 100,100,50
- b) past scores in the subject 0,33,33
- c) influence of parents/friends/teachers 0,0,33
- d) ease of getting admission 0,0,0
- e) ease of passing 0,0,0
- f) reputation of the department/teachers
- g) ease of getting admission to 0,33,33
- h) ease of getting a job after completion of higher studies 0,33,0
- i) availability of scholarship/stipend
- k) others, (specify)

3. Was your background to undertake the programme

- a) adequate 100,50,100
- b) inadequate 0,33,0
- c) more than adequate

4. The choice of courses offered was

- a) satisfactory 100,83,100
- b) unsatisfactory 0,17,0
- c) not available

5. In case no optional courses were available, would you have liked to have some?

- a) yes 50,33,67
- b) no 50,17,0
- c) Worth trying 0,50,33

6. What do you think should be the ratio of optional courses to the total number of courses?

- a) 100%
- b) 75% 100,17,0
- c) 50% 0,83,50
- d) 25% 0,0,33

7. Was it possible to take a course in other departments?
- yes 50,67,67
 - no 50,33,83
8. If yes, did you benefit from the interdisciplinary study?
- yes 50,50,50
 - no 50,17,33
9. If not, would you have liked to do interdisciplinary work?
- yes 67,33
 - no 50,33,17
10. For how many courses did you have (give numbers)
- project work 50,17,50
 - practical work 50,67,83
 - team projects
 - field work
11. Did any of this help
- to make classwork more 0,33,17
 - to make classwork more relevant 0,83,100
and understandable
 - to build team spirit 0,17,33
 - to promote independent study skills 100
12. Was the practical/studio/workshop component of your courses sequenced integrally with theory classes?
- yes 100,83,100
 - no
13. Were the laboratories /studios/workshops adequately equipped and properly maintained?
- yes, fully 100,83,83
 - yes, partly 0,0,17
 - no
14. Were you provided training in library use?
- yes 100,67,50
 - no 0,33,50
15. What is your opinion of the library holdings for your subject?
- excellent 100,67,17
 - adequate 0,33,67
 - inadequate
 - very poor
16. Were you able to get the prescribed readings?
- easily 50,50,33
 - with difficulty 50,17,67
 - not at all 0,17,0
17. Were you provided with training in computer use?
- yes 100,83,83
 - no 0,0,17

18. How educative was your mid course placement?
- very relevant 50,17,0
 - moderately relevant 50,50,67
 - irrelevant 0,0,17
 - irrelevant but interesting
19. Were you visited on placement by the departmental faculty and was feedback provided?
- yes, feedback given 100,50,0
 - no, feedback given
 - no, feedback was sent
 - no, feedback not given 0,0,100
20. The internal evaluation system as it exists is
- desirable 100,100,50
 - undesirable 0,0,33
21. In your opinion, how much of the total weightage of a course should the internal assessment account for?
- 100% 0,17,33
 - 75% 0,33,17
 - 50% 0,17,33
 - 25% 100,17,33
 - less than 25% 0,17,17
22. If no weightage was given to sessional work, do you think your grades would have been
- better 100,33,33
 - poorer 0,17,17
 - about the same 0,17,33
23. Is the internal assessment system conducive to
- regular work 0,33,17
 - understanding the course 100,33,83
 - early discovery of difficulties
 - interaction with the teacher 0,,17,17
24. The internal assessment system operated
- fairly in how many courses 100,83,33
 - unfairly in how many course 0,0,33
25. The internal assessment was done
- regularly in how many courses? 100,50,33
 - haphazardly in how many courses? 0,17,17
 - only at term end in how many courses? 0,17,0
26. Were your written assignments returned on time?
- yes 100,100,100
 - no
27. Were they returned with helpful comments?
- yes 100,100,100
 - no

28. Did the department have provision to take care of grievances?
- yes 100,83,100
 - no 0,17,0
29. How many teachers taught you during the full duration of the programme?
(give total number) 12,33,33
30. If you had to grade your teachers on the seven point scale (highest O-A-B-C-D-E-F lowest) to how many would you assign the following grades? (Give number of teachers against each grade)
- O 12,8,10
 - A 0,11,12
 - B 0,2,27
 - C 0,0,5
 - D
 - E
 - F
31. How many teachers prepared their lectures (give numbers)
- thoroughly 12,,13,19
 - well 0,8,32
 - poorly 0,0,4
 - indifferently
 - not at all
32. How many teachers were able to communicate (give numbers)
- effectively 6,15,27
 - invariably 0,6,8
 - passably 0,5,13
 - badly
33. How may teachers encouraged students to participate in the class? (give numbers)
- through question answers 10,11,16
 - through discussion 10,11,4
 - through course related games
 - through inviting suggestions 0,0,7
34. You would like your teachers to be (rank the qualities according to your preference, omitting the ones that do not apply)
- scholarly 0,12,11
 - oratorical 0,11,14
 - open minded 0,2,6
 - casual 0,1,5
 - fair 50
 - aloof 0,1,0
 - polite 0,0,1
 - strict 0,1,0
 - painstaking 0,0,9
 - friendly 0,0,13
 - lenient 0,1,0
 - articulate 0,2,1
35. If you wish you may name the teacher you liked best for the qualities you ranked the highest in question 34. —, —, D.Lalitha

36. At the end of the programme of study you came out
- the same as before 0,17,17
 - better informed and skilled 0,50,67
 - less enthusiastic for further study
 - more enthusiastic for further study 100,33,17
37. When you meet students who have taken a similar programme at other institutions do you feel
- inferior
 - superior 0,17,33
 - equal 100,83,33
38. How do you rate the student-teacher relationship in the institution as a whole?
- very good 100,33,17
 - good 0,50,50
 - satisfactory 0,17,50
 - unsatisfactory
 - very poor
39. How do you rate the student-teacher relationship in your department?
- very good 100,17,0
 - good 0,50,67
 - satisfactory 0,33,17
 - unsatisfactory 0,0,17
 - very poor
40. How do you find the institution's administrative offices?
- very helpful 0,17,0
 - helpful 100,67,100
 - indifferent 0,17,0
 - unhelpful
 - cumbersome
41. Are you satisfied with the hostel facilities?
- yes 0,17,0
 - no 0,17,0
 - not affected 50,50,67
42. How do you find the transport facility of the institution?
- adequate 100,170
 - inadequate 0,0,33
 - regular 0,50,0
 - unreliable 0,0,17
43. How do you rate the health care facilities?
- good 100,83,67
 - bad
 - good but inadequate 0,17,33
44. Did you participate in any of the extra curricular activities of the department/institution?
- rarely 50,17,33
 - often 0,33,17
 - never 0,17,17
 - sometimes 50,33,33

45. What was the attitude of teachers to extra curricular activities?
- co-operative 0,17,50
 - encouraging 50,50,33
 - indifferent 0,17,17
 - hostile
 - cynical
 - enthusiastic
46. What was your relationship with the Students' Union?
- member 0,33,0
 - office bearer 0,17,0
 - voter 100,33,67
47. Was the Students' Union representative of the student community?
- yes 50,17,17
 - no 50,50,33
 - largely
 - marginally 0,0,17
48. Has your time at the institution been intellectually enriching?
- yes 100,50,50
 - no 0,17,0
 - marginally 0,17,50
49. Have you made any friendships which you expect will last long?
- some 50,17,67
 - none
 - many 0,33,0
 - a few 50,33,33
50. After leaving the institution how will you talk about it?
- proudly 100,83,83
 - disparagingly 0,0,33
 - indifferently
 - humorously
 - try to forget it

Students' Programme Evaluation

(To be filled in only after final results are out)

Departments : Physics, Chemistry Course: M.Sc(Phy), M.Phil.(Chem), M.Sc(Chem)

Processed Summary for the courses * : M.Sc(Phy), M.Phil(Chem), M.Sc(Chem)

The percentage of students who have chosen each of the option corresponding to every question is given by the side of those options, course-wise (in the order as given above *)

1. Before undertaking the programme did you get a prospectus giving details of

- a) courses available 100,0,50
- b) admission rules 50,33,17
- c) completion requirements 100,0,0
- d) fee and refund structure
- e) support services and training available 0,67,50
- f) financial aid

2. What determined your choice of the subject?

- a) interest in the subject 50,100,83
- b) past scores in the subject 0,0,17
- c) influence of parents/friends/teachers 50,0,0
- d) ease of getting admission
- e) ease of passing
- f) reputation of the department/teachers 50,0,0
- g) ease of getting admission to
- h) ease of getting a job after completion of higher studies
- j) availability of scholarship/stipend
- k) others, (specify)

3. Was your background to undertake the programme

- a) adequate 100,100,50
- b) inadequate 0,0,33
- c) more than adequate

4. The choice of courses offered was

- a) satisfactory 100,100,100
- b) unsatisfactory
- c) not available

5. In case no optional courses were available, would you have liked to have some?

- a) yes 50,67,83
- b) no 50,33,17
- c) Worth trying

6. What do you think should be the ratio of optional courses to the total number of courses?

- a) 100%
- b) 75% 50,33,17
- c) 50% 0,33,50
- d) 25% 50,33,33

7. Was it possible to take a course in other departments?

- a) yes 50,0,67
- b) no 0,100,33

8. If yes, did you benefit from the interdisciplinary study?
 - a) yes 0,0,83
 - b) no 100,33,17
9. If not, would you have liked to do interdisciplinary work?
 - a) yes 50,67,33
 - b) no 0,33,17
10. For how many courses did you have (give numbers)
 - a) project work 50,67,0
 - b) practical work 0, 33,50
 - c) team projects 0,0,50
 - d) field work
11. Did any of this help
 - a) to make classwork more
 - b) to make classwork more relevant 0,0,83 and understandable
 - c) to build team spirit 0,67,0
 - d) to promote independent study skills 100,33,17
12. Was the practical/studio/workshop component of your courses sequenced integrally with theory classes?
 - a) yes 100,100,0
 - b) no
13. Were the laboratories / studios / workshops adequately equipped and properly maintained?
 - a) yes, fully
 - b) yes, partly 100,100,83
 - c) no
14. Were you provided training in library use?
 - a) yes 100,100,83
 - b) no 0,0,17
15. What is your opinion of the library holdings for your subject?
 - a) excellent 0,33,17
 - b) adequate 50,67,83
 - c) inadequate 50,0,0
 - d) very poor
16. Were you able to get the prescribed readings?
 - a) easily 50,67,67
 - b) with difficulty 50,33,33
 - c) not at all
17. Were you provided with training in computer use?
 - a) yes
 - b) no 100,100,100
18. How educative was your mid course placement?
 - a) very relevant 50,33,0
 - b) moderately relevant 0,67,50
 - c) irrelevant
 - d) irrelevant but interesting 0,0,17

19. Were you visited on placement by the departmental faculty and was feedback provided?
- yes, feedback given 50,67,0
 - no, feedback given
 - no, feedback was sent
 - no, feedback not given 0,33,0
20. The internal evaluation system as it exists is
- desirable 50,100,0
 - undesirable 50,0,83
21. In your opinion, how much of the total weightage of a course should the internal assessment account for?
- 100% 50,0,0
 - 75%
 - 50% 50,33,0
 - 25% 0,33,50
 - less than 25% 50,33,17
22. If no weightage was given to sessional work, do you think your grades would have been
- better 0,33,17
 - poorer 50,33,50
 - about the same 0,33,0
23. Is the internal assessment system conducive to
- regular work 0,0,67
 - understanding the course 0,67,0
 - early discovery of difficulties 0,33,0
 - interaction with the teacher 50,0,17
24. The internal assessment system operated
- fairly in how many courses 50,67,0
 - unfairly in how many course 0,33,0
25. The internal assessment was done
- regularly in how many courses? 0,100,0
 - haphazardly in how many courses?
 - only at term end in how many courses? 50
26. Were your written assignments returned on time?
- yes 50,100,83
 - no 0,0,17
27. Were they returned with helpful comments?
- yes 0,100,83
 - no 50,0,17
28. Did the department have provision to take care of grievances?
- yes 50,100,17
 - no 0,0,50
29. How many teachers taught you during the full duration of the programme?
(give total number) 15,19,60

30. If you had to grade your teachers on the seven point scale (highest O-A-B-C-D-E-F lowest) to how many would you assign the following grades? (Give number of teachers against each grade)

- a) O 1,14,10
- b) A 7,7,2
- c) B 3,2,0
- d) C 2,0,0
- e) D 1,0,0
- f) E 1,0,0
- g) F 0,0,2

31. How many teachers prepared their lectures (give numbers)

- a) thoroughly 8,8,0
- b) well 5,9,11
- c) poorly 1,1,0
- d) indifferently 1,1,0
- e) not at all

32. How many teachers were able to communicate (give numbers)

- a) effectively 10,10,11
- b) invariably 2,11,4
- c) passably 3,0,0
- d) badly 0,0,2

33. How many teachers encouraged students to participate in the class? (give numbers)

- a) through question answers 2,6,2
- b) through discussion 8,9,2
- c) through course related games 0,2,0
- d) through inviting suggestions 0,2,1

34. You would like your teachers to be (rank the qualities according to your preference, omitting the ones that do not apply)

- a) scholarly 2,3,0
- b) oratorical 4,0,0
- c) open minded 2,3,1
- d) casual 2,2,0
- e) fair 1,0,0
- f) aloof 1,1,0
- g) polite 1,2,0
- h) strict 1,0,0
- i) painstaking 0,0,6
- j) friendly 0,3,0
- k) lenient
- l) articulate 1,0,0

35. If you wish you may name the teacher you liked best for the qualities you ranked the highest in question 34.

Dr.R.Jagannathan, Ms.R.Rathikha

Dr.K.L.Ramachandran, C.K.Radha, Srinivasan

36. At the end of the programme of study you came out
- the same as before 0,0,17
 - better informed and skilled 50,100,17
 - less enthusiastic for further study
 - more enthusiastic for further study 50 0,50
37. When you meet students who have taken a similar programme at other institutions do you feel
- inferior 50,0,0
 - superior 0,67,0
 - equal 50,33,100
38. How do you rate the student-teacher relationship in the institution as a whole?
- very good 0,0,33
 - good 50,67,33
 - satisfactory 50,33,17
 - unsatisfactory
 - very poor
39. How do you rate the student-teacher relationship in your department?
- very good 50,0,17
 - good 50,100,33
 - satisfactory 0,0,33
 - unsatisfactory
 - very poor
40. How do you find the institution's administrative offices?
- very helpful
 - helpful 0,67,100
 - indifferent 100,33,0
 - unhelpful
 - cumbersome
41. Are you satisfied with the hostel facilities?
- yes 0,67,0
 - no 0,33,0
 - not affected 0,0,50
42. How do you find the transport facility of the institution?
- adequate 0,0,33
 - inadequate 0,0,17
 - regular 0,100,33
 - unreliable
43. How do you rate the health care facilities?
- good 0,0,33
 - bad 50,33,17
 - good but inadequate 0,67,17
44. Did you participate in any of the extra curricular activities of the department/institution?
- rarely 100,0,17
 - often 0,67,0
 - never 0,0,67
 - sometimes 0,0,17

45. What was the attitude of teachers to extra curricular activities?

- a) co-operative 0,100,0
- b) encouraging 100,0,33
- c) indifferent 0,0,33
- d) hostile 0,0,17
- e) cynical
- f) enthusiastic

46. What was your relationship with the Students' Union?

- a) member 0,100,0
- b) office bearer
- c) voter 50,0,33

47. Was the Students' Union representative of the student community?

- a) yes 0,33,0
- b) no 0,33,50
- c) largely
- d) marginally 0,0,17

48. Has your time at the institution been intellectually enriching?

- a) yes 100,67,83
- b) no
- c) marginally 0,33,0

49. Have you made any friendships which you expect will last long?

- a) some 50,33,0
- b) none
- c) many 0,67,33
- d) a few 50,0,33

50. After leaving the institution how will you talk about it?

- a) proudly 50,100,100
- b) disparagingly
- c) indifferently 50,0,0
- d) humorously
- e) try to forget it

Students' Programme Evaluation
(To be filled in only after final results are out)

Department : Economics

Course : M.Phil.,M.A

Processed Summary for the courses * : M.Phil,M.A

The percentage of students who have chosen each of the option corresponding to every question is given by the side of those options, course-wise (in the order as given above *)

1. Before undertaking the programme did you get a prospectus giving details of

- a) courses available 0,69
- b) admission rules 33,62
- c) completion requirements 0,54
- d) fee and refund structure 67,54
- e) support services and training available 100,8
- f) financial aid 0,23

2. What determined your choice of the subject?

- a) interest in the subject 33 ,62
- b) past scores in the subject 67,23
- c) influence of parents/friends/teachers 0,23
- d) ease of getting admission 0,8
- e) ease of passing 0,8
- f) reputation of the department /teachers 0,23
- g) ease of getting admission to 0,8
- h) ease of getting a job after completion of higher studies 0,23
- i) availability of scholarship/stipend
- k) others, (specify)

3. Was your background to undertake the programme

- a) adequate 100,85
- b) inadequate 0,8
- c) more than adequate 0,8

4. The choice of courses offered was

- a) satisfactory 100 ,92
- b) unsatisfactory
- c) not available

5. In case no optional courses were available, would you have liked to have some?

- a) yes 100,38
- b) no 0,31
- c) Worth trying 0,31

6. What do you think should be the ratio of optional courses to the total number of courses?

- a) 100% 0,23
- b) 75% 0,46
- c) 50% 100,31
- d) 25%

7. Was it possible to take a course in other departments?

- a) yes 33,46
- b) no 67,54

8. If yes, did you benefit from the interdisciplinary study?
- yes 33,69
 - no 67,23
9. If not, would you have liked to do interdisciplinary work?
- yes 100,69
 - no
10. For how many courses did you have (give numbers)
- project work 100,15
 - practical work 0,8
 - team projects 0,8
 - field work 0,8
11. Did any of this help
- to make classwork more 0,15
 - to make classwork more relevant 100,62
 - and understandable
 - to build team spirit 0,15
 - to promote independent study skills 0,8
12. Was the practical/studio/workshop component of your courses sequenced integrally with theory classes?
- yes 100,46
 - no 0,23
13. Were the laboratories /studios/workshops adequately equipped and properly maintained?
- yes, fully 0,23
 - yes, partly 100,23
 - no 0,8
14. Were you provided training in library use?
- yes 100,69
 - no 0,31
15. What is your opinion of the library holdings for your subject?
- excellent 100,62
 - adequate 0,54
 - inadequate
 - very poor
16. Were you able to get the prescribed readings?
- easily 100,92
 - with difficulty 0,8
 - not at all
17. Were you provided with training in computer use?
- yes 33,62
 - no 67,38
18. How educative was your mid course placement?
- very relevant 0,23
 - moderately relevant 100,46
 - irrelevant 0,15
 - irrelevant but interesting

19. Were you visited on placement by the departmental faculty and was feedback provided?
- a) yes, feedback given 100,54
 - b) no, feedback given 0,15
 - c) no, feedback was sent
 - d) no, feedback not given 0,15
20. The internal evaluation system as it exists is
- a) desirable 100,100
 - b) undesirable
21. In your opinion, how much of the total weightage of a course should the internal assessment account for?
- a) 100% 0,15
 - b) 75% 0,54
 - c) 50% 100,31
 - d) 25%
 - e) less than 25%
22. If no weightage was given to sessional work, do you think your grades would have been
- a) better 100,69
 - b) poorer 0,15
 - c) about the same 0,15
23. Is the internal assessment system conducive to
- a) regular work 0,46
 - b) understanding the course 100,46
 - c) early discovery of difficulties 0,15
 - d) interaction with the teacher
24. The internal assessment system operated
- a) fairly in how many courses 100,92
 - b) unfairly in how many course
25. The internal assessment was done
- a) regularly in how many courses? 0,54
 - b) haphazardly in how many courses? 0,15
 - c) only at term end in how many courses? 0,8
26. Were your written assignments returned on time?
- a) yes 100,92
 - b) no
27. Were they returned with helpful comments?
- a) yes 100,85
 - b) no 0,8
28. Did the department have provision to take care of grievances?
- a) yes 100,92
 - b) no

29. How many teachers taught you during the full duration of the programme?
(give total number) 25,63
30. If you had to grade your teachers on the seven point scale (highest O-A-B-C-D-E-F lowest) to how many would you assign the following grades? (Give number of teachers against each grade)
- a) O 6,24
 - b) A 6,31
 - c) B 3,11
 - d) C 0,3
 - e) D 0,6
 - f) E 0,1
 - g) F
31. How many teachers prepared their lectures (give numbers)
- a) thoroughly 15,39
 - b) well 0,20
 - c) poorly
 - d) indifferently
 - e) not at all
32. How many teachers were able to communicate (give numbers)
- a) effectively 15,55
 - b) invariably 0,16
 - c) passably
 - d) badly
33. How many teachers encouraged students to participate in the class? (give numbers)
- a) through question answers 12,23
 - b) through discussion 15,38
 - c) through course related games 6,0
 - d) through inviting suggestions 12,5
34. You would like your teachers to be (rank the qualities according to your preference, omitting the ones that do not apply)
- a) scholarly 30,5
 - b) oratorical 24,3
 - c) open minded 12,7
 - d) casual 11,5
 - e) fair 36,3
 - f) aloof 21,0
 - g) polite 15,6
 - h) strict 7,3
 - i) painstaking 18,3
 - j) friendly 11,7
 - k) lenient 24,1
 - l) articulate 22,2
35. If you wish you may name the teacher you liked best for the qualities you ranked the highest in question 34.

Dr.S.Narasimhan

36. At the end of the programme of study you came out
- a) the same as before
 - b) better informed and skilled 67,38
 - c) less enthusiastic for further study
 - d) more enthusiastic for further study 33,69
37. When you meet students who have taken a similar programme at other institutions do you feel
- a) inferior 0,8
 - b) superior 67,23
 - c) equal 33,46
38. How do you rate the student-teacher relationship in the institution as a whole?
- a) very good 33,38
 - b) good 33,31
 - c) satisfactory 33,15
 - d) unsatisfactory
 - e) very poor
39. How do you rate the student-teacher relationship in your department?
- a) very good 100,38
 - b) good 0,46
 - c) satisfactory
 - d) unsatisfactory
 - e) very poor
40. How do you find the institution's administrative offices?
- a) very helpful 33,23
 - b) helpful 67,62
 - c) indifferent
 - d) unhelpful
 - e) cumbersome
41. Are you satisfied with the hostel facilities?
- a) yes 100,31
 - b) no 0,46
 - c) not affected
42. How do you find the transport facility of the institution?
- a) adequate 100,54
 - b) inadequate
 - c) regular 0,8
 - d) unreliable
43. How do you rate the health care facilities?
- a) good 100,77
 - b) bad 0,8
 - c) good but inadequate
44. Did you participate in any of the extra curricular activities of the department/institution?
- a) rarely 0,23
 - b) often 100,38
 - c) never
 - d) sometimes 0,31

45. What was the attitude of teachers to extra curricular activities?
- a) co-operative 100,38
 - b) encouraging 0,54
 - c) indifferent
 - d) hostile
 - e) cynical
 - f) enthusiastic
46. What was your relationship with the Students' Union?
- a) member 33,54
 - b) office bearer 33,8
 - c) voter 33,23
47. Was the Students' Union representative of the student community?
- a) yes 100,62
 - b) no
 - c) largely 0,23
 - d) marginally 0,15
48. Has your time at the institution been intellectually enriching?
- a) yes 100,77
 - b) no
 - c) marginally 0,15
49. Have you made any friendships which you expect will last long?
- a) some 33,46
 - b) none 33,8
 - c) many 33,8
 - d) a few 0,23
50. After leaving the institution how will you talk about it?
- a) proudly 100,77
 - b) disparagingly 0,8
 - c) indifferently
 - d) humorously
 - e) try to forget it

Students' Programme Evaluation
(To be filled in only after final results are out)

Department : Commerce

Course : M.Phil., M.Com, B.Com

Processed Summary for the courses * : M.Phil, M.Com, B.Com

The percentage of students who have chosen each of the option corresponding to every question is given by the side of those options, course-wise (in the order as given above *)

1. Before undertaking the programme did you get a prospectus giving details of

- a) courses available 100,100,100
- b) admission rules 67,0,100
- c) completion requirements 0,0,25
- d) fee and refund structure 67,0,75
- e) support services and training available 0,100,0
- f) financial aid 0,0,50

2. What determined your choice of the subject?

- a) interest in the subject 67,100,50
- b) past scores in the subject 0,0,25
- c) influence of parents/friends/teachers 33,0,25
- d) ease of getting admission
- e) ease of passing
- f) reputation of the department/teachers 0,0,75
- g) ease of getting admission to
- h) ease of getting a job after completion of higher studies 0,0,25
- i) availability of scholarship/stipend
- k) others, (specify)

3. Was your background to undertake the programme

- a) adequate 100,67,100
- b) inadequate
- c) more than adequate 0,33,0

4. The choice of courses offered was

- a) satisfactory 100,100,100
- b) unsatisfactory
- c) not available

5. In case no optional courses were available, would you have liked to have some?

- a) yes 0,0,25
- b) no 33,33,75
- c) Worth trying 33,67,0

6. What do you think should be the ratio of optional courses to the total number of courses?

- a) 100% 0,33,0
- b) 75% 0,33,0
- c) 50% 100,33,75
- d) 25% 0,0,25

7. Was it possible to take a course in other departments?

- a) yes 0,67,25
- b) no 100,33,75

8. If yes, did you benefit from the interdisciplinary study?
- yes 33,67,0
 - no 0,33,75
9. If not, would you have liked to do interdisciplinary work?
- yes 0,33,0
 - no 0,67,75
10. For how many courses did you have (give numbers)
- project work
 - practical work
 - team projects
 - field work 0,33,0
11. Did any of this help
- to make classwork more 0,33,25
 - to make classwork more relevant and understandable
 - to build team spirit
 - to promote independent study skills 67,33,0
12. Was the practical/studio/workshop component of your courses sequenced integrally theory classes?
- yes 33,33,0
 - no 0,0,25
13. Were the laboratories /studios/workshops adequately equipped and properly maintained?
- yes, fully
 - yes, partly
 - no 0,33,25
14. Were you provided training in library use?
- yes 67,33,0
 - no 0,67,75
15. What is your opinion of the library holdings for your subject?
- excellent 33,0,25
 - adequate 67,67,75
 - inadequate 0,33,0
 - very poor
16. Were you able to get the prescribed readings?
- easily 33,67,75
 - with difficulty 67,33,25
 - not at all
17. Were you provided with training in computer use?
- yes
 - no 100,33,100
18. How educative was your mid course placement?
- very relevant 0,33,0
 - moderately relevant 100,0,0

- c) irrelevant 0,0,50
d) irrelevant but interesting 0,33
19. Were you visited on placement by the departmental faculty and was feedback provided?
- a) yes, feedback given
b) no, feedback given
c) no, feedback was sent 0,33,0
d) no, feedback not given 0,0,100
20. The internal evaluation system as it exists is
- a) desirable 100,67,0
b) undesirable 0,33,25
21. In your opinion, how much of the total weightage of a course should the internal assessment account for?
- a) 100% 0,33,0
b) 75% 67,0,0
c) 50% 33,0,0
d) 25%
e) less than 25% 0,33,25
22. If no weightage was given to sessional work, do you think your grades would have been
- a) better 0,33,0
b) poorer
c) about the same 67,33,0
23. Is the internal assessment system conducive to
- a) regular work 0,67,0
b) understanding the course 100,0,0
c) early discovery of difficulties
d) interaction with the teacher
24. The internal assessment system operated
- a) fairly in how many courses 33,33,0
b) unfairly in how many course
25. The internal assessment was done
- a) regularly in how many courses?
b) haphazardly in how many courses? 0,33,0
c) only at term end in how many courses?
26. Were your written assignments returned on time?
- a) yes 100,0,0
b) no 0,33,0
27. Were they returned with helpful comments?
- a) yes 100,0,0
b) no 0,33,0
28. Did the department have provision to take care of grievances?
- a) yes 100,100,0
b) no 0,0,75

29. How many teachers taught you during the full duration of the programme?
(Give total number) 36,0,62
30. If you had to grade your teachers on the seven point scale (highest O-A-B-C-D-E-F lowest) to how many would you assign the following grades? (Give number of teachers against each grade)
- a) O 3,6,37
 - b) A 0,3,10
 - c) B 0,1,2
 - d) C
 - e) D
 - f) E
 - g) F 0,2,0
31. How many teachers prepared their lectures (give numbers)
- a) thoroughly 0,5,25
 - b) well 36,0,14
 - c) poorly 0,2,0
 - d) indifferently 0,0,1
 - e) not at all
32. How many teachers were able to communicate (give numbers)
- a) effectively 24,4,35
 - b) invariably 12,0,1
 - c) passably
 - d) badly 0,3
33. How may teachers encouraged students to participate in the class? (give numbers)
- a) through question answers 0,4,0
 - b) through discussion 3,3,16
 - c) through course related games 0,1,0
 - d) through inviting suggestions 0,5,5
34. You would like your teachers to be (rank the qualities according to your preference, omitting the ones that do not apply)
- a) scholarly 15,2,6
 - b) oratorical 5,2,7
 - c) open minded 10,4,7
 - d) casual 16,6,9
 - e) fair 14,0,0
 - f) aloof 8,0,0
 - g) polite 16,0,12
 - h) strict 11,2,5
 - i) painstaking
 - j) friendly 8,0,5
 - k) lenient 10,0,0
 - l) articulate 3,0,13

35. If you wish you may name the teacher you liked best for the qualities you ranked the highest in question 34.

N.S.Natarajan(2),B.Santhanam(2),S.Guruswamy,S.Balasubramanian,T.S.Vembu(2),
N.Kalyanaraman

36. At the end of the programme of study you came out
- the same as before
 - better informed and skilled 33,67,50
 - less enthusiastic for further study
 - more enthusiastic for further study 67,33,25
37. When you meet students who have taken a similar programme at other institutions do you feel
- inferior 0,67,0
 - superior 0,0,25
 - equal 100,33,50
38. How do you rate the student-teacher relationship in the institution as a whole?
- very good 100,0,25
 - good 0,67,50
 - satisfactory 0,33,25
 - unsatisfactory
 - very poor
39. How do you rate the student-teacher relationship in your department?
- very good 100,33,75
 - good 0,67,0
 - satisfactory 0,0,25
 - unsatisfactory
 - very poor
40. How do you find the institution's administrative offices?
- very helpful
 - helpful 100,33,0
 - indifferent 0,33,0
 - unhelpful 0,0,100
 - cumbersome
41. Are you satisfied with the hostel facilities?
- yes 0,0,50
 - no
 - not affected 0,100,25
42. How do you find the transport facility of the institution?
- adequate 0,0,100
 - inadequate 67,67,0
 - regular
 - unreliable
43. How do you rate the health care facilities?
- good 33,33,25
 - bad
 - good but inadequate 0,67,75
44. Did you participate in any of the extra curricular activities of the department/institution?
- rarely 33,0,0
 - often 0,33,50
 - never 0,67,50
 - sometimes 67,0

45. What was the attitude of teachers to extra curricular activities?
- a) co-operative 33,33,25
 - b) encouraging 0,67,50
 - c) indifferent
 - d) hostile 67,0,25
 - e) cynical
 - f) enthusiastic
46. What was your relationship with the Students' Union?
- a) member 100,0,0
 - b) office bearer
 - c) voter 0,100,0
47. Was the Students' Union representative of the student community?
- a) yes 100,67,0
 - b) no 0,33,0
 - c) largely
 - d) marginally 0,0,75
48. Has your time at the institution been intellectually enriching?
- a) yes 100,33,75
 - b) no
 - c) marginally 0,67,25
49. Have you made any friendships which you expect will last long?
- a) some 0,0,50
 - b) none
 - c) many 67,33,25
 - d) a few 33,67,25
50. After leaving the institution how will you talk about it?
- a) proudly 100,100,100
 - b) disparagingly
 - c) indifferently
 - d) humorously
 - e) try to forget it

Students' Programme Evaluation
(To be filled in only after final results are out)

Department : Business Management, Social Work,
Business Administration.

Course: B.B.M, M.S.W, M.B.A

Processed Summary for the courses * : B.B.M, M.S.W, M.B.A

The percentage of students who have chosen each of the option corresponding to every question is given by the side of those options, course-wise (in the order as given above *)

1. Before undertaking the programme did you get a prospectus giving details of
 - a) courses available 100,66,43
 - b) admission rules 0,66,86
 - c) completion requirements 0,44 ,71
 - d) fee and refund structure 0,55,57
 - e) support services and training available 0,22,21
 - f) financial aid 0,0,43
2. What determined your choice of the subject?
 - a) interest in the subject 50,55,86
 - b) past scores in the subject 0,22,21
 - c) influence of parents/friends/teachers 0,0,7
 - d) ease of getting admission 0,11,7
 - e) ease of passing
 - f) reputation of the department/ teachers 0,55,36
 - g) ease of getting admission to
 - h) ease of getting a job after completion of higher studies 0,11,0
 - j) availability of scholarship/stipend 50 ,0,0
 - k) others, (specify)
3. Was your background to undertake the programme
 - a) adequate 100,55,93
 - b) inadequate 0,22,0
 - c) more than adequate 0,22,7
4. The choice of courses offered was
 - a) satisfactory 100,100,79
 - b) unsatisfactory 0,0,14
 - c) not available
5. In case no optional courses were available, would you have liked to have some?
 - a) yes 0,55,50
 - b) no 0,11,21
 - c) Worth trying 100,33,21
6. What do you think should be the ratio of optional courses to the total number of courses?
 - a) 100% 0,44,14
 - b) 75% 0,0,50
 - c) 50% 0,44,36
 - d) 25% 100,11,7
7. Was it possible to take a course in other departments?
 - a) yes 0,22,43
 - b) no 100,66,57

8. If yes, did you benefit from the interdisciplinary study?
 - a) yes 0,11,71
 - b) no 50,33,21
9. If not, would you have liked to do interdisciplinary work?
 - a) yes 50,33,93
 - b) no 50,44,7
10. For how many courses did you have (give numbers)
 - a) project work 0,11,93
 - b) practical work 0,22,14
 - c) team projects 0,11,21
 - d) field work 0,22,7
11. Did any of this help
 - a) to make classwork more 0,22,21
 - b) to make classwork more relevant and understandable 0,55, 64
 - c) to build team spirit 0,11,50
 - d) to promote independent study skills 50,22,71
12. Was the practical/studio/workshop component of your courses sequenced integrally with theory classes?
 - a) yes 100,66,86
 - b) no 0,22,14
13. Were the laboratories / studios / workshops adequately equipped and properly maintained?
 - a) yes, fully 50,22,43
 - b) yes, partly 0,66,43
 - c) no 0,0,7
14. Were you provided training in library use?
 - a) yes 0,66,71
 - b) no 100,66,29
15. What is your opinion of the library holdings for your subject?
 - a) excellent 0,11,29
 - b) adequate 0,44,64
 - c) inadequate 100,33,7
 - d) very poor 0,11,0
16. Were you able to get the prescribed readings?
 - a) easily 0,11,71
 - b) with difficulty 100,66,29
 - c) not at all
17. Were you provided with training in computer use?
 - a) yes 100,11,21
 - b) no 0,88,64
18. How educative was your mid course placement?
 - a) very relevant 0,22,7
 - b) moderately relevant 0,33,64
 - c) irrelevant 0,11,21
 - d) irrelevant but interesting 0,33,7

19. Were you visited on placement by the departmental faculty and was feedback provided?
- yes, feedback given 100,77,50
 - no, feedback given 0,0,14
 - no, feedback was sent 0,0,7
 - no, feedback not given 0,22,21
20. The internal evaluation system as it exists is
- desirable 0,77,71
 - undesirable 100,22,7
21. In your opinion, how much of the total weightage of a course should the internal assessment account for?
- 100% 0,11,0
 - 75% 0,33,36
 - 50% 100,33,29
 - 25% 0,11,21
 - less than 25% 0,11,14
22. If no weightage was given to sessional work, do you think your grades would have been
- better 0,55,57
 - poorer 50,11,14
 - about the same 50,11,29
23. Is the internal assessment system conducive to
- regular work 0,33,43
 - understanding the course 0,22,43
 - early discovery of difficulties 0,11,29
 - interaction with the teacher 0,44,29
24. The internal assessment system operated
- fairly in how many courses 0,66,64
 - unfairly in how many course 0,0,7
25. The internal assessment was done
- regularly in how many courses? 0,66,57
 - haphazardly in how many courses?
 - only at term end in how many courses? 0,0,29
26. Were your written assignments returned on time?
- yes 50,66,93
 - no 0,33,0
27. Were they returned with helpful comments?
- yes 100,77,86
 - no 0,22,7
28. Did the department have provision to take care of grievances?
- yes 100,77,86
 - no 0,11,7
29. How many teachers taught you during the full duration of the programme?
(give total number)
- 10,27,all

30. If you had to grade your teachers on the seven point scale (highest O-A-B-C-D-E-F lowest) to how many would you assign the following grades? (Give number of teachers against each grade)

- a) O 4,8,27
- b) A 16,9,24
- c) B 0,4,13
- d) C 0,1,0
- e) D 0,2,2
- f) E
- g) F

31. How many teachers prepared their lectures (give numbers)

- a) thoroughly 20,15,37
- b) well 0,15,34
- c) poorly 0,4,0
- d) indifferently
- e) not at all

32. How many teachers were able to communicate (give numbers)

- a) effectively 18,18,49
- b) invariably 0,12,14
- c) passably 2,1,2
- d) badly

33. How may teachers encouraged students to participate in the class? (give numbers)

- a) through question answers 3,all,22
- b) through discussion 6,all,35
- c) through course related games 0,5,16
- d) through inviting suggestion 0,8,5

34. You would like your teachers to be (rank the qualities according to your preference, omitting the ones that do not apply)

- a) scholarly 1,4,4
- b) oratorical 0,1,2
- c) open minded 0,8,4
- d) casual 0,1,1
- e) fair 0,4,4
- f) aloof
- g) polite 0,3,4
- h) strict 0,1,2
- i) painstaking 0,1,0
- j) friendly 2,4,5
- k) lenient 0,1,1
- l) articulate

35. If you wish you may name the teacher you liked best for the qualities you ranked the highest in question 34.

Ms.Archana Devi.

Dr.Vidhya Srinivasan and Sandhya.

Mr.Anand (5),K.S.Sathya Narayanan(5),C.Sharath Mohan (5),Jayaraman(2),Siva(2).

36. At the end of the programme of study you came out
- the same as before
 - better informed and skilled 50,77,64
 - less enthusiastic for further study
 - more enthusiastic for further study 50,0,43
37. When you meet students who have taken a similar programme at other institutions do you feel
- inferior 0,0,15
 - superior 0,55,21
 - equal 100,33,57
38. How do you rate the student-teacher relationship in the institution as a whole?
- very good 50,0,50
 - good 0,33,29
 - satisfactory 50,33,21
 - unsatisfactory
 - very poor 0,11,0
39. How do you rate the student-teacher relationship in your department?
- very good 50,0,43
 - good 0,33,43
 - satisfactory 50,44,21
 - unsatisfactory
 - very poor
40. How do you find the institution's administrative offices?
- very helpful
 - helpful 0,33,93
 - indifferent 0,33,7,
 - unhelpful 0,11,0
 - cumbersome 100,0,0
41. Are you satisfied with the hostel facilities?
- yes 0,44,57
 - no 0,11,0
 - not affected 50,22,29
42. How do you find the transport facility of the institution?
- adequate 0,11,36
 - inadequate 0,44,29
 - regular 0,0,14
 - unreliable 100,11,0
43. How do you rate the health care facilities?
- good 0,33,71
 - bad 0,11,0
 - good but inadequate 100,22,29
44. Did you participate in any of the extra curricular activities of the department/institution?
- rarely 0,44,21
 - often 0,33,21
 - never 100,0,7
 - sometimes 0,0,50

45. What was the attitude of teachers to extra curricular activities?
- a) co-operative 50,22,36
 - b) encouraging 0,22,50
 - c) indifferent 0,33,14
 - d) hostile
 - e) cynical 50,0,0
 - f) enthusiastic
46. What was your relationship with the Students' Union?
- a) member 0,44,36
 - b) office bearer 0,0,7
 - c) voter 0,22,29
47. Was the Students' Union representative of the student community?
- a) yes 100,22,29
 - b) no 0,22,24
 - c) largely 0,0,21
 - d) marginally 0,33,14
48. Has your time at the institution been intellectually enriching?
- a) yes 100,44,64
 - b) no
 - c) marginally 0,33,29
49. Have you made any friendships which you expect will last long?
- a) some 0,44,29
 - b) none 0,11,0
 - c) many 0,11,64
 - d) a few 100,11,0
50. After leaving the institution how will you talk about it?
- a) proudly 100,66,71
 - b) disparagingly 0,11,7
 - c) indifferently 0,0,7
 - d) humorously
 - e) try to forget it

Students' Programme Evaluation
(To be filled in only after final results are out)

Department : Computer Science

Course: M.C.A,B.Sc

Processed Summary for the courses * : M.C.A,B.Sc

The percentage of students who have chosen each of the option corresponding to every question is given by the side of those options, course-wise (in the order as given above *)

1. Before undertaking the programme did you get a prospectus giving details of

- a) courses available 88,54
- b) admission rules 63,45
- c) completion requirements 38,54
- d) fee and refund structure 25,45
- e) support services and training available 0,27
- f) financial aid 25,27

2. What determined your choice of the subject?

- a) interest in the subject 63,91
- b) past scores in the subject 25,9
- c) influence of parents/friends/teachers 25,0
- d) ease of getting admission
- e) ease of passing
- f) reputation of the department/teachers 50, 36
- g) ease of getting admission to
- h) ease of getting a job after completion of higher studies 0,9
- j) availability of scholarship/stipend
- k) others, (specify)

3. Was your background to undertake the programme

- a) adequate 88,73
- b) inadequate 0,18
- c) more than adequate 38,9

4. The choice of courses offered was

- a) satisfactory 100,82
- b) unsatisfactory 0,0
- c) not available 0,9

5. In case no optional courses were available, would you have liked to have some?

- a) yes 75,9
- b) no 0,27
- c) Worth trying 13,64

6. What do you think should be the ratio of optional courses to the total number of courses?

- a) 100% 0,27
- b) 75% 38,45
- c) 50% 63,0
- d) 25% 0,27

7. Was it possible to take a course in other departments?

- a) yes 63,36
- b) no 38,54

8. If yes, did you benefit from the interdisciplinary study?
 - a) yes 88,45
 - b) no 13,45
9. If, not, would you have liked to do interdisciplinary work
 - a) yes 50,54
 - b) no 13,27
10. For how many courses did you have (give numbers)
 - a) project work 25,27
 - b) practical work 25,18
 - c) team projects 0,18
 - d) field work
11. Did any of this help
 - a) to make classwork more 0,9
 - b) to make classwork more relevant and understandable 38,18
 - c) to build team spirit 25,18
 - d) to promote independent study skills 13,27
12. Was the practical/studio/workshop component of your courses sequenced integrally with theory classes?
 - a) yes 100,100
 - b) no
13. Were the laboratories /studios/workshops adequately equipped and properly maintained?
 - a) yes, fully 75,73
 - b) yes, partly 25,27
 - c) no
14. Were you provided training in library use?
 - a) yes 63,82
 - b) no 9,18
15. What is your opinion of the library holdings for your subject?
 - a) excellent 0,36
 - b) adequate 100,54
 - c) inadequate 0,9
 - d) very poor
16. Were you able to get the prescribed readings?
 - a) easily 88,82
 - b) with difficulty 13,18
 - c) not at all
17. Were you provided with training in computer use?
 - a) yes 100,91
 - b) no 0,9
18. How educative was your mid course placement?
 - a) very relevant 25,36
 - b) moderately relevant 25,54
 - c) irrelevant
 - d) irrelevant but interesting 38,0

19. Were you visited on placement by the departmental faculty and was feedback provided?
- a) yes, feedback given 50,36
 - b) no, feedback given 13,27
 - c) no, feedback was sent
 - d) no, feedback not given 25,9
20. The internal evaluation system as it exists is
- a) desirable 88,91
 - b) undesirable 0,9
21. In your opinion, how much of the total weightage of a course should the internal assessment account for?
- a) 100% 0,9
 - b) 75% 25,9
 - c) 50% 13,9
 - d) 25% 38,9
 - e) less than 25% 25,45
22. If no weightage was given to sessional work, do you think your grades would have been
- a) better 50,54
 - b) poorer 13,9
 - c) about the same 38,9
23. Is the internal assessment system conducive to
- a) regular work 38,73
 - b) understanding the course 38,0
 - c) early discovery of difficulties 25,0
 - d) interaction with the teacher 25,9
24. The internal assessment system operated
- a) fairly in how many courses 75,45
 - b) unfairly in how many course 0,9
25. The internal assessment was done
- a) regularly in how many courses? 50,27
 - b) haphazardly in how many courses?
 - c) only at term end in how many courses? 0,27
26. Were your written assignments returned on time?
- a) yes 100,100
 - b) no
27. Were they returned with helpful comments?
- a) yes 100,100
 - b) no
28. Did the department have provision to take care of grievances?
- a) yes 100,91
 - b) no 0,9
29. How many teachers taught you during the full duration of the programme?
(give total number) 10,41,106

30. If you had to grade your teachers on the seven point scale (highest O-A-B-C-D-E-F lowest) to how many would you assign the following grades? (Give number of teachers against each grade)

- a) O 15,49
- b) A 0,62
- c) B 0,12
- d) C
- e) D
- f) E
- g) F

31. How many teachers prepared their lectures (give numbers)

- a) thoroughly 3,52
- b) well 10,29
- c) poorly 0,4
- d) indifferently 0,3
- e) not at all

32. How many teachers were able to communicate (give numbers)

- a) effectively 15,75
- b) invariably 0,4
- c) passably 0,2
- d) badly 0,3

33. How many teachers encouraged students to participate in the class? (give numbers)

- a) through question answers 2,78
- b) through discussion 0,1
- c) through course related games 0,4
- d) through inviting suggestion

34. You would like your teachers to be (rank the qualities according to your preference, omitting the ones that do not apply)

- a) scholarly 3,3
- b) oratorical 2,0
- c) open minded 7,5
- d) casual 4,4
- e) fair 4,4
- f) aloof 1,0
- g) polite 4,0
- h) strict
- i) painstaking 1,0
- j) friendly 4,7
- k) lenient 0,1
- l) articulate

35. If you wish you may name the teacher you liked best for the qualities you ranked the highest in question 34.

T.S.Santhanam, Rajeshwari, Sree Kumari., Anitha(2), Lalitha,S. Banu, Jaya Kumari.

36. At the end of the programme of study you came out
- the same as before 0,9
 - better informed and skilled 100,54
 - less enthusiastic for further study
 - more enthusiastic for further study 0,27
37. When you meet students who have taken a similar programme at other institutions do you feel
- inferior
 - superior 13,45
 - equal 88,54
38. How do you rate the student-teacher relationship in the institution as a whole?
- very good 38,18
 - good 38,64
 - satisfactory 25,9
 - unsatisfactory 0,9
 - very poor
39. How do you rate the student-teacher relationship in your department?
- very good 63,54
 - good 25,45
 - satisfactory 13,18
 - unsatisfactory
 - very poor
40. How do you find the institution's administrative offices?
- very helpful 50,27
 - helpful 50,64
 - indifferent
 - unhelpful 0,9
 - cumbersome
41. Are you satisfied with the hostel facilities?
- yes 75,9
 - no
 - not affected 13,82
42. How do you find the transport facility of the institution?
- adequate 13,18
 - inadequate 13,18
 - regular 38,27
 - unreliable 0,18
43. How do you rate the health care facilities?
- good 38,91
 - bad 25,0
 - good but inadequate 38,0
44. Did you participate in any of the extra curricular activities of the department/institution?
- rarely 25,27
 - often 0,27
 - never 50,9
 - sometimes 13,36

45. What was the attitude of teachers to extra curricular activities?
- a) co-operative 25,27
 - b) encouraging 63,73
 - c) indifferent 13,0
 - d) hostile
 - e) cynical
 - f) enthusiastic
46. What was your relationship with the Students' Union?
- a) member 13,36
 - b) office bearer 0,9
 - c) voter 63,36
47. Was the Students' Union representative of the student community?
- a) yes 63,45
 - b) no 0,9
 - c) largely 13,9
 - d) marginally 0,18
48. Has your time at the institution been intellectually enriching?
- a) yes 100,100
 - b) no
 - c) marginally
49. Have you made any friendships which you expect will last long?
- a) some 50,36
 - b) none
 - c) many 25,0
 - d) a few 25,0
50. After leaving the institution how will you talk about it?
- a) proudly 75,100
 - b) disparagingly
 - c) indifferently
 - d) humorously 0,13
 - e) try to forget it

Students' Programme Evaluation
(To be filled in only after final results are out)

Department : Bio-Chemistry, Bio-Technology

Course : B.Sc, M.Sc

Processed Summary for the courses * : B.Sc, M.Sc

The percentage of students who have chosen each of the option corresponding to every question is given by the side of those options, course-wise (in the order as given above *)

1. Before undertaking the programme did you get a prospectus giving details of
 - a) courses available 60,100
 - b) admission rules 0,100
 - c) completion requirements 0,100
 - d) fee and refund structure 0,100
 - e) support services and training available 0,100
 - f) financial aid
2. What determined your choice of the subject?
 - a) interest in the subject 100,100
 - b) past scores in the subject
 - c) influence of parents/friends/teachers
 - d) ease of getting admission
 - e) ease of passing
 - f) reputation of the department/ teachers 0,100
 - g) ease of getting admission to
 - h) ease of getting a job after completion of higher studies 50,0
 - i) availability of scholarship/stipend
 - k) others, (specify)
3. Was your background to undertake the programme
 - a) adequate 100,100
 - b) inadequate
 - c) more than adequate
4. The choice of courses offered was
 - a) satisfactory 100,100
 - b) unsatisfactory
 - c) not available
5. In case no optional courses were available, would you have liked to have some?
 - a) yes 60,0
 - b) no 20,0
 - c) Worth trying 20,100
6. What do you think should be the ratio of optional courses to the total number of courses?
 - a) 100%
 - b) 75% 20,0
 - c) 50% 60,100
 - c) 25%

7. Was it possible to take a course in other departments?
 a) yes 20,0
 b) no 80,100
8. If yes, did you benefit from the interdisciplinary study?
 a) yes 60,0
 b) no 0,100
9. If not, would you have liked to do interdisciplinary work?
 a) yes 80,100
 b) no 20,0
10. For how many courses did you have (give numbers)
 a) project work 0,100
 b) practical work 20,0
 c) team projects
 d) field work
11. Did any of this help
 a) to make classwork more 0,100
 b) to make classwork more relevant 40,100
 and understandable
 c) to build team spirit 0,100
 d) to promote independent study skills 60,100
12. Was the practical/studio/workshop component of your courses sequenced integrally with theory classes?
 a) yes 100,100
 b) no
13. Were the laboratories /studios/workshops adequately equipped and properly maintained?
 a) yes, fully 60,100
 b) yes, partly 40,0
 c) no
14. Were you provided training in library use?
 a) yes 20,100
 b) no 80,0
15. What is your opinion of the library holdings for your subject?
 a) excellent 0,100
 b) adequate 100,0
 c) inadequate
 d) very poor
16. Were you able to get the prescribed readings?
 a) easily 100,0
 b) with difficulty 0,100
 c) not at all
17. Were you provided with training in computer use?
 a) yes 0,100
 b) no 100,0

18. How educative was your mid course placement?
 - a) very relevant
 - b) moderately relevant 100,100
 - c) irrelevant
 - d) irrelevant but interesting
19. Were you visited on placement by the departmental faculty and was feedback provided?
 - a) yes, feedback given 80,0
 - b) no, feedback given
 - c) no, feedback was sent 20,100
 - d) no, feedback not given
20. The internal evaluation system as it exists is
 - a) desirable 80,100
 - b) undesirable 20,0
21. In your opinion, how much of the total weightage of a course should the internal assessment account for?
 - a) 100%
 - b) 75% 40,0
 - c) 50% 40,0
 - d) 25% 20,100
 - e) less than 25%
22. If no weightage was given to sessional work, do you think your grades would have been
 - a) better 80,0
 - b) poorer
 - c) about the same 20,100
23. Is the internal assessment system conducive to
 - a) regular work 40,100
 - b) understanding the course 60, 0
 - c) early discovery of difficulties
 - d) interaction with the teacher
24. The internal assessment system operated
 - a) fairly in how many courses 80,0
 - b) unfairly in how many course
25. The internal assessment was done
 - a) regularly in how many courses? 40,0
 - b) haphazardly in how many courses? 20, 0
 - c) only at term end in how many courses ? 20,0
26. Were your written assignments returned on time?
 - a) yes 100,100
 - b) no
27. Were they returned with helpful comments?
 - a) yes
 - b) no 100,100
28. Did the department have provision to take care of grievances?
 - a) yes 100,100
 - b) no

29. How many teachers taught you during the full duration of the programme?
(give total number) 41,5
30. If you had to grade your teachers on the seven point scale (highest O-A-B-C-D-E-F lowest) to how many would you assign the following grades? (Give number of teachers against each grade)
- a) O 10,3
 - b) A 9,1
 - c) B 9,1
 - d) C
 - e) D
 - f) E
 - g) F
31. How many teachers prepared their lectures (give numbers)
- a) thoroughly 16,4
 - b) well 20,5
 - c) poorly
 - d) indifferently
 - e) not at all
32. How many teachers were able to communicate (give numbers)
- a) effectively 22,5
 - b) invariably 14,0
 - c) passably
 - d) badly
33. How many teachers encouraged students to participate in the class? (give numbers)
- a) through question answers 21,4
 - b) through discussion 10,4
 - c) through course related games 0,3
 - d) through inviting suggestion
34. You would like your teachers to be (rank the qualities according to your preference, omitting the ones that do not apply)
- a) scholarly 6,1
 - b) oratorical 15,0
 - c) open minded 7,1
 - d) casual
 - e) fair 23,0
 - f) aloof 10,0
 - g) polite 15,0
 - h) strict 26,0
 - i) painstaking 4,1
 - j) friendly 3,1
 - k) lenient 9,0
 - l) articulate 9,0
35. If you wish you may name the teacher you liked best for the qualities you ranked the highest in question 34. —
36. At the end of the programme of study you came out
- a) the same as before
 - b) better informed and skilled 80,0
 - c) less enthusiastic for further study 0,100
 - d) more enthusiastic for further study 20,0

37. When you meet students who have taken a similar programme at other institutions do you feel
- inferior
 - superior 20, 100
 - equal 80,0
38. How do you rate the student-teacher relationship in the institution as a whole?
- very good
 - good 40,0
 - satisfactory 60,100
 - unsatisfactory
 - very poor
39. How do you rate the student-teacher relationship in your department?
- very good 0,100
 - good 60,0
 - satisfactory 40,0
 - unsatisfactory
 - very poor
40. How do you find the institution's administrative offices?
- very helpful 20,0
 - helpful 80,100
 - indifferent
 - unhelpful
 - cumbersome
41. Are you satisfied with the hostel facilities?
- yes 40,0
 - no 20,0
 - not affected 20,100
42. How do you find the transport facility of the institution?
- adequate 40,0
 - inadequate 0,100
 - regular 20,0
 - unreliable
43. How do you rate the health care facilities?
- good 80,0
 - bad
 - good but inadequate 20,100
44. Did you participate in any of the extra curricular activities of the department/institution?
- rarely 40,0
 - often 20,0
 - never
 - sometimes 20,100
45. What was the attitude of teachers to extra curricular activities?
- co-operative 40,0
 - encouraging 60,100
 - indifferent
 - hostile
 - cynical
 - enthusiastic

46. What was your relationship with the Students' Union?
- a) member 0,100
 - b) office bearer 20,0
 - c) voter 80,0
47. Was the Students' Union representative of the student community?
- a) yes 20,0
 - b) no 40,0
 - c) largely
 - d) marginally 0,100
48. Has your time at the institution been intellectually enriching?
- a) yes 100,100
 - b) no
 - c) marginally
49. Have you made any friendships which you expect will last long?
- a) some 20, 100
 - b) none 60,0
 - c) many
 - d) a few
50. After leaving the institution how will you talk about it?
- a) proudly 100,100
 - b) disparagingly
 - c) indifferently
 - d) humorously
 - e) try to forget it

Part - I
Of
SELF STUDY REPORT

5. Students' feedback
c) NAAC format 5



**DWARAKA DOSS GOVERDHAN DOSS VAISHNAV COLLEGE,
ARUMBAKKAM, CHENNAI - 600 106**

**Part - I
Of
NAAC SELF STUDY REPORT**

**5. Students' feedback
e) NAAC format 5**

D.G.Vaishnav College, Chennai - 600 106

Processed summary of the Student FEEDBACK FORMAT 5

The Student Feedback Format 5, which is the students' overall rating of programme, is obtained from all postgraduate students and all M.Phil. and Research Scholars, who are all our old students, in every Department. This Feedback on courses were obtained from 102 students from all the Departments. The percentage of students who have chosen every option of every question in the questionnaire is indicated against each option.

S.No	Department	Programme
1.	Mathematics	M.Phil, M.Sc, B.Sc
2.	Physics	M.Sc, B.Sc
3.	Chemistry	M.Phil, B.Sc
4.	Economics	M.Phil, M.A, B.A
5.	Commerce	M.Phil, M.Com, B.Com
	Banking Management	B.B.M
6.	Computer Science	M.C.A, M.Sc(IT), M.Sc(CS), B.C.A
7.	Social Work	M.S.W
8.	Bio - Chemistry	M.Sc
9.	Bio - Technology	M.Sc
10.	Business Administration	M.B.A

Overall Rating of Programme by Students
(To be returned by them after the final examination results)

Name :

Department : Mathematics

Programme : M.Phil

Years : from

to

Item	Numbers represent % of students choosing the option				
	Very Good	Good	Average	Poor	Very Poor
1. Academic content		75	25		
2. Usefulness of teaching materials		62	25	13	
3. Usefulness of study-groups in furthering learning		13	62	38	
4. Timeliness of practical work		13	50		
5. Educative value of mid-programme placement	13	13	50	13	
6. Giving and getting helpful feedback	13	50	38	13	
7. Fairness of evaluation			25	25	
8. Interaction with faculty	25	25	25	25	
9. Interaction with administration	13	13	50		
10. Library facilities	13	25			
11. Computer facilities	13	38	38		
12. Hostel facilities	13	13	63		
13. Recreational facilities	25	75	13	13	
14. Extra-curricular activities		25	13	13	13
15. Sports facilities	25		25	33	

Overall Rating of Programme by Students

(To be returned by them after the final examination results)

Programme : M.Sc

Name :

Department : Applied Mathematics

Years : from

to

Numbers represent % of students choosing the option

Item	Very Good	Good	Average	Poor	Very Poor
1. Academic content	11	67			
2. Usefulness of teaching materials		44	11		
3. Usefulness of study-groups in furthering learning	22	33	11		
4. Timeliness of practical work	33	33			
5. Educative value of mid-programme placement		33	11	22	
6. Giving and getting helpful feedback	22	33			
7. Fairness of evaluation	22	55			
8. Interaction with faculty	33	22			
9. Interaction with administration	44	33			
10. Library facilities	33	33			
11. Computer facilities	44	11			
12. Hostel facilities	44	11	11		11
13. Recreational facilities	33	22			11
14. Extra-curricular activities	22	22	11		11
15. Sports facilities	22		22		11

Overall Rating of Programme by Students

(To be returned by them after the final examination results)

Name :

Department : Physics

Programme : B.Sc

Years : from

to

Numbers represent % of students choosing the option

Item	Very Good	Good	Average	Poor	Very Poor
1. Academic content		66			
2. Usefulness of teaching materials			66		
3. Usefulness of study-groups in furthering learning				33	
4. Timeliness of practical work			33		
5. Educative value of mid-programme placement		66			
6. Giving and getting helpful feedback	33			33	
7. Fairness of evaluation	33		33		
8. Interaction with faculty		33	33		
9. Interaction with administration	33	33			
10. Library facilities			33	33	
11. Computer facilities		33	33		
12. Hostel facilities	33				33
13. Recreational facilities		33			
14. Extra-curricular activities			33	33	
15. Sports facilities			66		

Overall Rating of Programme by Students

(To be returned by them after the final examination results)

Name :
Department : Chemistry

Programme : M.Sc

Years : from to

Numbers represent % of students choosing the option

Item	Very Good	Good	Average	Poor	Very Poor
1. Academic content		60	35	5	
2. Usefulness of teaching materials		45			
3. Usefulness of study-groups in furthering learning		35	15		
4. Timeliness of practical work		30			
5. Educative value of mid-programme placement		30	10		
6. Giving and getting helpful feedback		20	15	5	
7. Fairness of evaluation		40	15		
8. Interaction with faculty		40	15		
9. Interaction with administration			25	10	
10. Library facilities		30	20		
11. Computer facilities			15	10	10
12. Hostel facilities			10	15	
13. Recreational facilities			15	25	
14. Extra-curricular activities			20	20	
15. Sports facilities			10		

Overall Rating of Programme by Students

(To be returned by them after the final examination results)

Name :

Department : Economics

Programme : M.A

Years : from

to

Item	Numbers represent % of students choosing the option				
	Very Good	Good	Average	Poor	Very Poor
1. Academic content	42	58			
2. Usefulness of teaching materials	17	50	25		
3. Usefulness of study-groups in furthering learning	25	33	42		
4. Timeliness of practical work		8	42		
5. Educative value of mid-programme placement	17	58	25		
6. Giving and getting helpful feedback	17	67	25		
7. Fairness of evaluation	17	58	25		
8. Interaction with faculty	18	42	25		
9. Interaction with administration	42	16			
10. Library facilities		75	25		
11. Computer facilities	42	16			
12. Hostel facilities	25	50	25		
13. Recreational facilities	8	25	25		
14. Extra-curricular activities	25	42	25		
15. Sports facilities	25	67			

Overall Rating of Programme by Students
(To be returned by them after the final examination results)

Name :
Department : Commerce

Programme : M.Phil

Years : from to

Numbers represent % of students choosing the option

Item	Very Good	Good	Average	Poor	Very Poor
1. Academic content	100				
2. Usefulness of teaching materials	100				
3. Usefulness of study-groups in furthering learning		67	33		
4. Timeliness of practical work			67		
5. Educative value of mid-programme placement		100			
6. Giving and getting helpful feedback	100				
7. Fairness of evaluation		100			
8. Interaction with faculty	100				
9. Interaction with administration	100				
10. Library facilities	100				
11. Computer facilities		100			
12. Hostel facilities		67			
13. Recreational facilities	33	33			
14. Extra-curricular activities	100				
15. Sports facilities		100			

Overall Rating of Programme by Students
(To be returned by them after the final examination results)

Name :

Department : Commerce

Programme :

Years : from

to

Numbers represent % of students choosing the option

Item	Very Good	Good	Average	Poor	Very Poor
1. Academic content	43	43	14		
2. Usefulness of teaching materials		43			
3. Usefulness of study-groups in furthering learning		14	57		
4. Timeliness of practical work		14	14		
5. Educative value of mid-programme placement		43	14		
6. Giving and getting helpful feedback		71	14		
7. Fairness of evaluation	14	29	43		
8. Interaction with faculty	57	43			
9. Interaction with administration	14	43			
10. Library facilities	29	14	29	14	
11. Computer facilities		14	14		
12. Hostel facilities	14	14	14		
13. Recreational facilities		43	14		
14. Extra-curricular activities		57	29		
15. Sports facilities		71	14		

Overall Rating of Programme by Students

(To be returned by them after the final examination results)

Name :

Department : banking Management

Programme : B.B.M

Years : from

to

Item	Numbers represent % of students choosing the option				
	Very Good	Good	Average	Poor	Very Poor
1. Academic content		100			
2. Usefulness of teaching materials	100				
3. Usefulness of study-groups in furthering learning			100		
4. Timeliness of practical work		100			
5. Educative value of mid-programme placement			100		
6. Giving and getting helpful feedback		100			
7. Fairness of evaluation		100			
8. Interaction with faculty	100				
9. Interaction with administration	100				
10. Library facilities		100			
11. Computer facilities		100			
12. Hostel facilities	100				
13. Recreational facilities	100				
14. Extra-curricular activities	100				
15. Sports facilities	100				

Overall Rating of Programme by Students
(To be returned by them after the final examination results)

Programme : M.C.A

Name :

Years : from

to

Department : Computer Science

Numbers represent % of students choosing the option

Item	Very Good	Good	Average	Poor	Very Poor
1. Academic content	17	50	33		
2. Usefulness of teaching materials		83	17		
3. Usefulness of study-groups in furthering learning		67	17	17	
4. Timeliness of practical work		83			
5. Educative value of mid-programme placement		17	33	33	
6. Giving and getting helpful feedback	17	50	17	17	
7. Fairness of evaluation	17	50	38		
8. Interaction with faculty	33	50	17		
9. Interaction with administration	17	33	50		
10. Library facilities		50	50		
11. Computer facilities	17	50	33		
12. Hostel facilities	17	17	50		
13. Recreational facilities		67	17		
14. Extra-curricular activities	17	33	33		17
15. Sports facilities		33	50		17

Overall Rating of Programme by Students
(To be returned by them after the final examination results)

Name :

Department : Computer Science

Programme : B.Sc

Years : from

to

Item	Numbers represent % of students choosing the option				
	Very Good	Good	Average	Poor	Very Poor
1. Academic content		73			
2. Usefulness of teaching materials		46	20		
3. Usefulness of study-groups in furthering learning		60	33	6	
4. Timeliness of practical work		53	26		
5. Educative value of mid-programme placement		46	46		
6. Giving and getting helpful feedback		33	33		
7. Fairness of evaluation		26	40		
8. Interaction with faculty		60	20		
9. Interaction with administration		20	46		
10. Library facilities		33	26	13	
11. Computer facilities		26	40	6	
12. Hostel facilities		26	33	6	
13. Recreational facilities		13	33	20	
14. Extra-curricular activities		46	40		
15. Sports facilities		26	53		

Overall Rating of Programme by Students

(To be returned by them after the final examination results)

Name :
Department : Computer Applications

Programme : B.C.A

Years : from to

Numbers represent % of students choosing the option

Item	Very Good	Good	Average	Poor	Very Poor
1. Academic content	75	25			
2. Usefulness of teaching materials	75	25			
3. Usefulness of study-groups in furthering learning	75	25			
4. Timeliness of practical work	50	50			
5. Educative value of mid-programme placement		50	50		
6. Giving and getting helpful feedback		75	25		
7. Fairness of evaluation	50	50			
8. Interaction with faculty	75	25			
9. Interaction with administration	75	25			
10. Library facilities	25	50	25		
11. Computer facilities	75	25			
12. Hostel facilities	50	50			
13. Recreational facilities	50	25			
14. Extra-curricular activities	75		25		
15. Sports facilities	50	25	25		

Overall Rating of Programme by Students
(To be returned by them after the final examination results)

Name :
Department : Social Work

Programme : M.S.W

Years : from to

Numbers represent % of students choosing the option

Item	Very Good	Good	Average	Poor	Very Poor
1. Academic content		60	20	10	
2. Usefulness of teaching materials		30	50	10	
3. Usefulness of study-groups in furthering learning	10	30	30	10	10
4. Timeliness of practical work		50	30		
5. Educative value of mid-programme placement		50	50		
6. Giving and getting helpful feedback		50	30	20	
7. Fairness of evaluation		40	40	20	
8. Interaction with faculty	10	40	50		
9. Interaction with administration		40	50	10	
10. Library facilities		20	60	10	
11. Computer facilities		30	20	20	20
12. Hostel facilities	10	40	30	10	10
13. Recreational facilities	10	20	30	10	20
14. Extra-curricular activities	10	20	40		
15. Sports facilities		20	20	20	20

Overall Rating of Programme by Students
(To be returned by them after the final examination results)

Name :
Department : Bio-Chemistry

Programme : M.Sc

Years : from to

Numbers represent % of students choosing the option

Item	Very Good	Good	Average	Poor	Very Poor
1. Academic content		100			
2. Usefulness of teaching materials	20	80			
3. Usefulness of study-groups in furthering learning		60	20	20	
4. Timeliness of practical work		80			
5. Educative value of mid-programme placement			80		
6. Giving and getting helpful feedback		60	40		
7. Fairness of evaluation		40	60		
8. Interaction with faculty		100			
9. Interaction with administration		60	40		
10. Library facilities		40	40		
11. Computer facilities		60	20		
12. Hostel facilities		60	40		
13. Recreational facilities		40	40		
14. Extra-curricular activities	20	60	20		
15. Sports facilities		100			

Overall Rating of Programme by Students
(To be returned by them after the final examination results)

Name :
Department : Bio-Technology

Programme : M.Sc

Years : from to

Numbers represent % of students choosing the option

Item	Very Good	Good	Average	Poor	Very Poor
1. Academic content		100			
2. Usefulness of teaching materials		100			
3. Usefulness of study-groups in furthering learning					
4. Timeliness of practical work		100			
5. Educative value of mid-programme placement		100			
6. Giving and getting helpful feedback			100		
7. Fairness of evaluation					
8. Interaction with faculty		100			
9. Interaction with administration			100		
10. Library facilities	100				
11. Computer facilities	100				
12. Hostel facilities	100				
13. Recreational facilities		100			
14. Extra-curricular activities		100			
15. Sports facilities		100			

Overall Rating of Programme by Students
(To be returned by them after the final examination results)

Name :
Department : Business Administration

Programme : M.B.A

Years : from to

Numbers represent % of students choosing the option

Item	Very Good	Good	Average	Poor	Very Poor
1. Academic content	38	63			
2. Usefulness of teaching materials	38	50			
3. Usefulness of study-groups in furthering learning	31	31	31		
4. Timeliness of practical work	38	56	31		
5. Educative value of mid-programme placement	19	44	50		
6. Giving and getting helpful feedback	19	63	6		
7. Fairness of evaluation	50	25	13		
8. Interaction with faculty	31	31	13		
9. Interaction with administration	69	25	13		
10. Library facilities	38	44	6	6	
11. Computer facilities	63	38			
12. Hostel facilities	31	63	6		
13. Recreational facilities	25	25	13		
14. Extra-curricular activities	31	44	19		
15. Sports facilities	31	31	19		19



**DWARAKA DOSS GOVERDHAN DOSS VAISHNAV COLLEGE,
ARUMBAKKAM, CHENNAI - 600 106**

**Part - II
Of
NAAC SELF STUDY REPORT
Self Analysis Report of the Institution**

Part – II Self Study Report

Self Analysis Report of the Institution

1. Preface

The vision of the founding fathers of the institution is based on the culture and devotion preached by Mahaprabhu Shri.Vallabacharya . The goals and objectives of the college are to impart value based quality education and to develop the young minds to in wholesome, matured personalities. The college over the past four decades, has distinctly contributed to the society and the country by its proud fleet of Alumni in different walks of life and now undergoes this process of assessment and accreditation by the National Assessment Accreditation Committee (NAAC) as a process of rededicating itself in this mission.

The College (Clipping: 1) is located at about 7 km from the city's Central Railway Station and at about 2 km from the city's Koyambedu Central Bus Station. It is a sprawling campus (Clipping: 2-5) of about 25 acres of mango groove. The College holds in its wings a full-fledged branch of Canara Bank (Which was started in the year 1973, inside the Library block, as an extension counter of the Villivakkam Branch of the Bank) with 24 hours ATM cash point centre, versatile Health care clinical facility (Clipping: 6) with a doctor, drug – dispensing staff and a fully equipped clinical laboratory with CT Scan, Ultra Sonogram, X – ray, ECG.... etc functioning as a charitable healthy care system run by LIONS EDIFICE serving the public at large. This unit is quality accredited by the CMC Hospitals Vellore. The college has a central library (Clipping: 7) having 57,056 volumes of books and about 150 journals and periodicals. The college has a good In-House-Hostel (Clipping: 8) and a Canteen (Clipping: 9).It has several sports facilities and well – maintained grounds (Clipping: 10-12).

The Preparation of the self-study report commenced in June 2003, with the Principal Mr.B.Krishnan, addressing all the departments individually, explaining the purpose and seeking everybody's contribution and cooperation. He was assisted by Dr.R.Jagannathan, Steering Committee Coordinator. The Steering Committee circulated the basic questionnaires (data collection formats and obtained the requisite, authenticated data), one subcommittee with Dr.H.N.Pandey and Dr.S.Narasimhan prepared the answers to the questionnaire on profile of the college. Another subcommittee comprising of Mr.Prasanna Venkatesan, Dr.Bangaru Sudarsan Alwar, Dr.Panneer Selvam, Mr.Santhosh Babu and Dr.Sattanathan prepared the criterion-wise reports. A six member team comprising of Dr.R.Jagannathan (Steering Committee Coordinator), Mr.G.Ashok, Mr.J.Balaji, Mr.L.T.V.Vasanthagopalan, Ms.R.Uma and Ms.S.Priya (all from the Department of Physics), with the cooperation of every member of the teaching and non-teaching staff consolidated the Self Study Report.

2. Criterion – wise reports

The criterion – wise analysis of the different parameters in the formats suggested by NAAC, establish that the goals of the founding fathers of the institution are continuously being attained over these years, along with positive adaption to the changing scenario in the area of higher education in the country.

2.1 Curricular aspects

The Institution's mission is to impart value based quality education and to develop the learners into some whole personalities. The college is an aided college, affiliated to the University of Madras. It also conducts un-aided graduate and postgraduate programmes. The college conducts 18 Degree Programmes, 18 Masters Programmes, 4 M.Phil. Programmes, and 4 Ph.D Programmes (A total of 44 programmes with 21 programmes under aided stream and with 23 programmes under un-aided stream) There is

a total of 5406 current students on rolls, under the different programmes, during the academic year 2003 – 2004. As regard to the introduction of any new programme of study, the management is very dynamic and progressive. It takes about 6 months (in the case of non - science courses) to one year (in the case of science courses) to introduce the course after it has been conceptualized. 4 new programmes (M.Sc Physics, M.Sc Bio – technology, B.Sc Visual communication and B.A Economics) have been introduced like this in the last three years. The facilities available in the college for every academic Programme is as prescribed by the University, which are also been cross – checked by the different commissions appointed by the University – whenever either a new Programme is sought to be started or an additional student strength is sought.

2.2 Teaching – Learning and Evaluation

The admission of students for various courses to the available number of seats in each category is decided by the academic record of students and the AICTE norms for the M.B.A and M.C.A courses. An admission committee comprising of two senior most faculty members in the college, prepares, for the past two years, the selection – merit – list from among the applicants. The above admission committee is constituted as per the norms laid down by the Director of Collegiate Education. After the commencement of the courses, educationally disadvantaged students are identified through regular monthly tests and terminal examinations. Their academic difficulties are addressed by individual counselling. Economically poor students are identified and the several available merit – cum- means scholarships are arranged for them. Advanced learners are encouraged to participate in

- a) Arranging the activities of the Association of the Departments and
- b) Inter-collegiate competitions.

The results of the college compares well with the university results. Our students, every year get many (about 130) University ranks in different programmes. Our students also win several laurels every year in the Co-Curricular activities.

Vacant faculty positions are filled by advertising the vacancies. The salary for the un-aided faculty members are paid by the management. The several senior faculty members of our college are in the boards of studies/boards of examiners of different academic programmes (U.G. & P.G.) of University of Madras. All the faculty members are encouraged to do research. The quality of teaching is reflected in the college getting as many as 130 University ranks almost every year.

2.3 Research, Consultancy and Extension

Dr.J.P.Ravishankar did the following Major Research Project ,funded by the National Science Foundation and National Institute of Health , USA at the Department of Botany and Microbiology, Miami University USA during 2000-2002.This Project is concerned with the biomechanical strategies that have evolved among filamentous fungi enabling them to penetrate and harvest energy from the solid tissues of plants and animals. While exoenzymes are presumed to play an important in reducing the mechanical resistance presented by these tissues, the exertion of force of the hyphal apex represents a critical, yet largely ignored factor in the fungal growth process. The chosen experimental design reflects a comparative physiological approach and will examine invasive growth in a pair of closely-related species of oomycete fungi from the genus *Pythium* : *Pythium insidiosum* causes an invasive disease in humans and other mammals.

- People succumb to this disease if they are immuno compromised patients(like AIDS patients) and the disease cannot be cured / prevented by antibiotics.

In the last five years twelve faculty members have been awarded the Ph.D degree and another 29 are working towards the Ph.D degree and another 35 have registered for the M.Phil. programmes. The college has an excellent track record of works on

community development, health and hygiene awareness, adult education and literacy and social work. We have adopted the village Villivalam in Chengalpet district, Tamil Nadu, which was later adopted by the Government of India as a model village. A model rainwater-harvesting tank was constructed in Avalur. Our N.S.S Unit has designed and fabricated a unique rain water harvesting system in our College, harvesting rain water from a collection area of more than a foot-ball ground and replenishing it into the centrally located 100 X 100 natural pond in the campus.

The Blood donation camp is a proud event of the institution held every year for the past 21 years in a very large scale on the 17th December, every year. The college has been making history in being recognized as **the single institution contributing the maximum number of blood donor volunteers (This year 1234 units of blood were donated in a single camp). The College has bagged the best blood-donor institution awards/shields of the Governor, Dr. MGR Medical University, Red Cross Society etc. for the past consecutive seven years.**

The NSS unit of the College has been extraordinarily active not only in adopting the village(s) and in organizing good blood donation camps as mentioned above, its volunteers also take part in youth and cultural festivals. Two of our NSS volunteers have received the State Government's Best NSS Volunteer's Award. The Unit has won 17 prizes in the International Youth and Cultural Festival held at Rajasthan in 2003. Natural flora and fauna is abundant in the campus. The banks of the 10,000 square feet natural pond, at the heart of the campus, is now strengthened at a cost of about 30 lakhs with a pucca Rain Water Harvesting System (Clipping13) adjoining the vast playground. The College has two Sports grounds for Cricket, Football, Hockey and Athletics, four tennis courts, two badminton courts, one Volley Ball court and one indoor and two outdoor Badminton courts.

2.4 Infrastructure and Learning Resources

The College situated in a sprawling 25-acre mango grove (Clipping: 14-18) has a branch of Canara Bank and a Post Office. The College by means of a tie-up with the Lions Club has in its premises a well equipped Health Care System (with CT scan, X-ray, USG, ECG,... etc.) an out -patient wing with a doctor and a medical dispensing wing , all of which are availed by all strata of society around the College.

The institution has a Central Library with about 57,056 books and about 100 journals and periodicals. In addition to the facility at the Central library, many departments have Departmental Libraries to cater to the needs of their own Postgraduate and Research students. The Central Library also has video facility (to see in comforts, academic video tapes), Xerox facility and internet facility. The Library has got a special tie-up with the British Council Library by which Departmental borrowings can be done.

The College has a Central Computer facility, which works on Saturdays also. In addition to the Central Computer facility, the Departments of Mathematics, Physics, Computer Applications, Economics, Commerce, Social Work, Hindi, M.B.A, Micro-Biology, Bio-Technology, Bio-Chemistry, Visual-Communication and Library have their own computer systems.

The Department of Physical Education is a very active department. The physical education is given as much the same importance in our college as the regular curricular subjects. There is a gymnasium and a health club serving well with up -dated facilities. Last year seven of our students have participated in International meets, 28 students participated in 'All India' meets and two students in state levels and won prizes.

The Institution has an effective mechanism by way of an Estate maintenance Department to maintain all the basic infrastructure of the campus.

2.5 Student Support and Progression

The college has a tradition that on an average 95% of the students appear for the qualifying exams and the employment rate of our students is fairly high. We have a proud long line-up of our distinguished Alumni serving the country and society at different positions. To sample few:

Mr.Seshasayee Dy.Commissioner of Police.Chennai, Mr.Vivek Goenka Chairman, Indian Express, Mr.Manoj Kumar Santholia,MD. Indian Express, Dr.Sathish Reddy Managing Director .Vijaya Hospital, Mr.Rajinish Sharma Lt.Col.Indian Army, Mr.Pushkar Narayan Major. Indian Army, Mr.Vidhya Shankar Captain. Indian Army, Mr.Ram Prasad Captain. Indian Army,Mr.Srinivasan Captain. Indian Army, Mr.Ram Kumar Captain. Indian Army, Shri.Anuj Pathak, Flt.Lt Indian Airforce,Mr.Sridhar Raja MD. Shriram Chit Funds Ltd... are all our old students, besides scores of our Alumni are there in pivotal positions across different segments of the society and industry. There is a career-advising unit functioning well in the college.

The students are admitted as per the procedures and norms prescribed by the Director of Collegiate Education and the University of Madras. In admitting the foreign students, the rules and regulations of the concerned embassy is followed. The curricular aspects are taken care of by ensuring the planned conduction of the classes. Guest-Speakers are arranged to motivate the students. As high as above 300 scholarships are issued to the students every year. The students are provided with facilities of Indoor games, Out door games, Nature club, Debate clubs, Student magazines and audio-video facilities and other co-curricular and extra-curricular facilities so that the environment fully conducive to the over all development of the students as matured scholars.

2.6 Organisation and Management

The various departments of the college, along with the Principal, plan very well all the academic activities and execute them in such a manner that the syllabi are taught well in time, monthly tests and model examinations are conducted as per pre-planned schedules and the students are all very well informed of all the above exercises. The college office and the management provide the necessary support in all the endeavours.

A committee prepares the academic calendar. The fee structure followed for all aided and un-aided programmes are as per the guidelines given by either the Government or the Director of Collegiate Education or the University of Madras to which the college is affiliated. There is no fee hike during the last three years. The college has an insurance scheme for the students. Several Merit cum means scholarships (Government, Management and Private) are in place. Different loan facilities are available to the staff members. They can avail loans from the Teachers' Guild, Provident Fund and Management. They can also avail Government Festival Advances.

2.7 Healthy Practices

The Institution is sensitive to changing educational, social and market demands. It is also geared to promote an ambience of creativity and innovation.

The college has been adaptive to changing needs of education and hence newer Post-Graduate programmes in disciplines like Microbiology, Biochemistry, Bio-Technology and Business Administration have been commenced and these programmes are very well received. Courses like M.Sc Applicable Mathematics, M.Sc Physics run by the college are in great demand. Also, the large number of University ranks obtained by the students of the above-cited courses, reflect the enthusiasm of both the students and the teachers. The management has been a source of stragter for all academic activities . In addition the college has signed several MOUs with industries and research institutions

and it has Twinning programmes and student exchange programmes in its fold. The civic responsibilities of the students are enhanced by the focused activities of NSS and NCC. In essence all the students are given opportunities, apart from regular academic work, to excel in diverse fields such as arts, social service, community development and so on, so that the students can develop their personalities in a balanced and enriched manner.

3.0 Inputs from the Departments

The College has 24 departments with 247 faculty members catering to 5406 students spread over 44 academic programmes, affiliated to the University of Madras. The pass percentage of the students is much higher than the university percentage of results and every year the college bags about 130 University ranks.

Language Departments

There are 32 faculty members in the five language departments Tamil, English, Hindi, Sanskrit and Telugu. The faculty members have edited several books, organized several workshops and keep in touch with the changing scenario of higher education. The Programmes of the departments kindle the interest and motivates all the students.

Science Departments

The Science departments have very well established laboratories. Both the laboratory space and equipments have been inspected by various commissions appointed by the University of Madras both when the programmes are commenced and whenever the course strength of students have been increased. In all the departments a large number of our teachers have registered for Ph.D Programmes and have been updating themselves with the latest developments in the respective areas of Science and technology by inviting guest speakers, organizing workshops, and conducting student oriented programmes. All the students and faculty members are benefited by all such competence testing programmes.

Department of Arts and Socially Relevant Courses

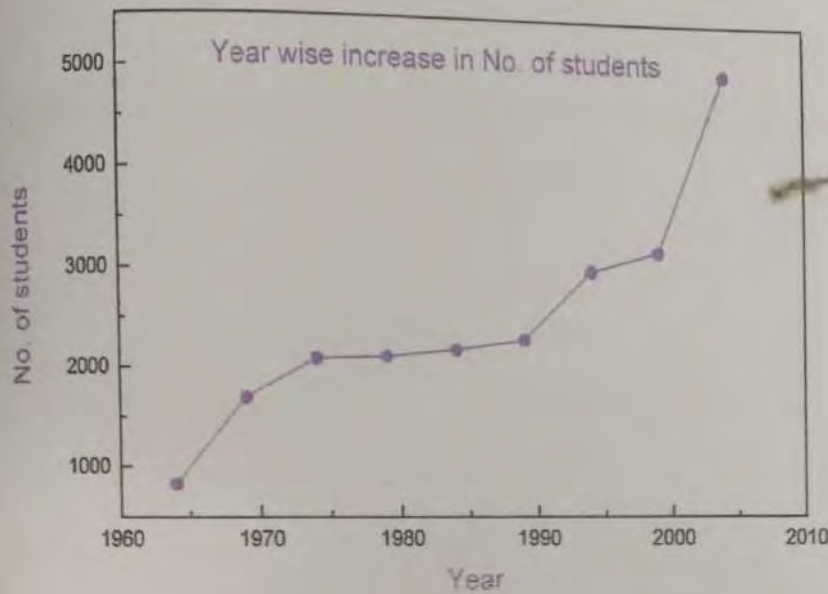
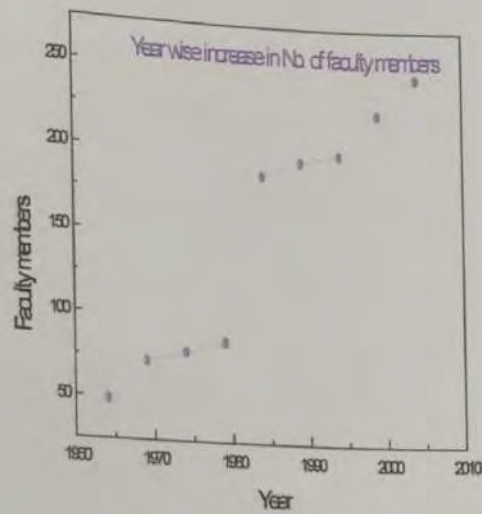
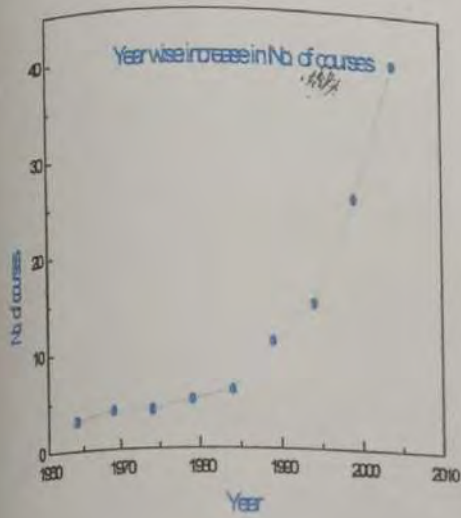
The major departments like Commerce, Social Work, Business Administration, Business Management, Corporate Secretaryship, Economics... etc have systematic and regular programs which motivates the students. The inter college and intra college programmes are such that the leadership qualities of the students are brought out well. These activities win several laurels every year for the College. The department of Physical Education is a phenomenon by itself. It offers and maintains several sports facilities of contemporary standard. It helps the students to participate in several international, national, and state level events by means of systematic training and the students of the college participate consistently every year in several international, national and state level sports and athletic events.

4.0 Students Feedback

A massive exercise of getting the student feedback on courses, teachers, course and teaching evaluation, Programme evaluation and overall rating of programme was launched by the steering committee, the responses to the questionnaires as per the NAAC formats 1, 2, 3, 4 and 5 were systematically collected from a total of 3949 students. Dr.R.Jagannathan, Reader and Head i/c, Department of Physics developed the requisite Computer Software to process these responses and the processed summaries are prepared objectively. The Students have exhibited good maturity of mind and they have done a scholarly analysis of the different questions in the questionnaires. These responses really hold a wealth of information in them that they can be subjected to intense analysis, which can throw light on a number of aspects of higher education. The college feels happy that students are able to articulate themselves in such a scholarly manner. The college is immensely happy about the whole exercise of getting the students feedback in such a large scale.

5.0 Summary section

The institution believes in its tradition of being useful to the society in the field of higher education and the society, in turn has reposed confidence and respectability in the institution. This mutual relationship of the college with the society is reflected in its increasing number of students enrolled, increasing number of courses added and the increasing number of faculty members in the different departments over the years.



These trends establish that the college has been following its tradition and also adapts itself to the changing scenario in the field of higher education in this part of the country. This dynamic Institution with proven usefulness to the society as established above has just Completed **FOUR DECADES** of satisfying service, now looks ahead to continue to serve the society with confidence. The march-on continues.

Part - II
OF
NAAC SELF STUDY REPORT
Photographic Clippings

DWARAKA DOSS GOVERDHAN DOSS VAISHNAV COLLEGE,
ARUMBAKKAM, CHENNAI - 600 106

Part - II
Of
NAAC SELF STUDY REPORT

Photographic Clippings




Clipping 1: Dwaraka Doss Goverdhan Doss Vaishnav College,
Chennai - 600 106



Clipping 2: Top : Main Building

Bottom: Another wing of the Main Building surrounded by thick greenery



Clipping 3: Side View of the Science Block



Clipping 4: Top : Splendid View of Seth Amichand Doss Dwaraka Doss Block
Bottom: Department of Social Work



Clipping 5: Top : Shri Ramdayal Kalavati Devi Khemka Block housing the
Computer Science Department and the Edifice for Service Hall
Bottom: Department of Botany



Clipping 6: Top : Canara Bank Branch
 (Established in 1973, inside the then Library Block)
 Bottom: Full fledged Diagnostic Clinic in Collaboration with Lions Edifice



Clipping 7: Central Library



Clipping 8: Two Views of the College Hostel



Clipping 9: Mohini Devi Sreelal Goenka Block
Housing the Departments of Bio-Technology & Bio-Chemistry and the Canteen



Clipping 10: Basket Ball Courts



Clipping 11: Top : Tennis Courts
Bottom: Centre for Table Tennis Facility




Clipping 12: Cricket Ground



Clipping 13: Top : The 10,000 Sq.ft Natural Pond at the heart of the College Premises
 Bottom: Scientific Rain Water Harvesting System implemented in the Pond



Clipping 14: Top : Annexure to the Science Block housing the Departments of
Economics and Corporate Secretaryship
Bottom: Department of Sericulture




Clipping 15:

Office Block
Dwaraka Doss Goverdhan Doss Vaishnav College



Clipping 16: Top : Cricket Ground with the blessing of Nature
 Bottom: New Building housing the new Air-Conditioned Auditorium



Clipping 17: The new Major facility that is being created for the
Department of Visual Communication



Clipping 18:

Top : Shri SRG Open Auditorium

(Constructed in honour of the Former Principal Prof. S.R.Govindarajan)

Bottom: The Office of the Vallabhacharya Vidya Sabha, the Governing Trust of the College

Our Honourable President Mr. A.P.J. Abdul Kalam, in his autobiography "Wings of Fire" has described Prof.T.Totadri Iyengar, who at that time was working in St.Joseph's College, Tiruchirappalli, Tamilnadu, thus : "The Vivid Memory of our Mathematics Teachers Prof.T.Totadri Iyengar and Prof.Suryanarayana Sastry, walking together on the campus inspires me to this day."

Our College feels proud in having had the legendary Prof.T. Totadri Iyengar as its First Principal.